



Welcome Spring!

Join us this spring for our largest selection of new and exciting classes at Appletree Quilting Center. We want to thank everyone for all of the support that you have shown to us during our first year of ownership.

See Page 9 sign up for this wonderful mosaic wall hanging by Donna featuring Mosaic by Cheryl Lynch from Hoffman Fabrics.

AccuQuilt Virtual Events:

Thursday, February 11: 11-1PM Mastering Go! Qubes



Time to strike out on your own! Learn how to use the different GO! Qubes and Companion Sets to unlock your inner designer.

Let the grid system be the guide to boost your creativity and show you the way!

This advanced class focuses on expanding the possibilities of the GO! Qube™ Mix & Match System. After this presentation, attendees will be familiar with the GO! Qube grid concept and understand how to manipulate the grid to create different block sizes and designs.

Thursday, February 25: 11-1PM First Date with BOB

Block on Board (BOB) Dies. BOBs give quilters the ability to cut an entire block from a single die. It is perfect for beginners who might be intimidated by the cutting process. Layering different colors of fabric to make multiple block designs in one pass through the cutter will instill confidence. For those familiar with the GO! system, this presentation will open up a whole new world of die possibilities.

Cut Time, Quilt More!



Both of these events are FREE to attend. They will be presented Virtually by Pam Heller, AccuQuilt's National Educator, so you can attend in the comfort of your home or you can come join in the fun at the store and watch it on our big screen.

QUILT T H E R A P Y

Tuesday, March 2 -OR- Wednesday March 3
10:00 AM – 4:00 PM



Built-In Dual Feed



Built-In Laser Guide

Whether you are a sewer, a quilter or an embroiderer, you will love making this stunning curved table runner or placemats. Explore how to use your piping foot and many exclusive stitches to add texture and interest to your quilting. Join us for this exciting fun-filled event to explore the latest sewing frontier from Husqvarna Viking. Experience for yourself the amazing new features of the Epic 2. Our Viking Educator, will be here in person to guide you through new techniques and learn new skills. See for yourself what the future holds!

**Registration Fee: \$75. This includes ALL supplies
and instructions PLUS an enjoyable HoneyBaked Ham lunch, too!**



Garden PARTY

by OESD

A TWO DAY
Embroidery Event
**FILLED WITH EMBROIDERY,
FRIENDS, & FUN!!!**

In this two day event, you'll create six different projects, plus you'll learn valuable embroidery tips and techniques to make your own projects more successful and less stressful! Gain inspiration as you view a wide variety of embroidery projects on display and learn how to choose the right products for most any type of project.

MAKE 6 *amazing* PROJECTS!



STORE: Appletree Quilting Center

DATE: March 16-17, 2021

TIME: 9a - 4p

COST: \$25 for both days





MYSTERY MAKE

Stitch by stitch, technique by technique, your mystery make is revealed as you simultaneously create a valuable take-home technique book you'll come back to again and again.

ENROLL TODAY!

April 6-7, 2021

\$150.00 FEE INCLUDES

5 Expertly-taught Techniques
Take Home Technique Book
Finished Mystery Project
BERNINA Machines Provided
All Supplies Included

Appletree Quilting Center

2541 Bernadette Dr , Columbia, Missouri 65203
573-446-2655 www.appletreequilting.com



Appletree Quilting Center Presents: HandiQuilter Truck Event

Class A. - April 28-29 9a-5p

Class B. - April 30-May 1 9a-5p

Cost: \$150 for each 2-day class

**Class C. - Advanced Pro-Stitcher
Class:**

Sunday May 2 9a-5p

Fee: \$75



Curious about solving the mystery of Longarm quilting? Or are you looking for a chance to brush up your longarm skills? This class demystifies longarm quilting by teaching all the basics! We'll start with machine and frame features and maintenance, then demonstrate loading a quilt. We'll move on to picking the perfect thread for your project, setting your tension, and choosing designs for your quilt. This class is full of great tips and tricks while exhibiting all the great features found in the Handi Quilter machine lineup.

Building a library of free-motion quilting designs is fun – and it's easier than you think! By exploring different designs - from simple blocks to an all-over design – you can create designs that can be used to complete any quilt. Learn how drawing a simple shape and then connecting it or just using a part of it can make finishing your quilts fast and fun.

Looking for the perfect circle or wave? Or how about a heart or arc? These shapes are all possible with consistency and precision when you use a ruler or template. Learn the safe way to use these tools, starting with the right foot. We'll explore designs like waves with channels, curved crosshatching, and echoing around applique. Rulers will become your new favorite quilting design tool.

Pro-Stitcher is an intuitive computer-guided quilting system designed especially for use with Handi Quilter longarm quilting machines. User-friendly and simple to operate, the step-by-step process for each function is easy and fun. Whether finishing your own quilts or consider a quilting business, come see the elegant and precise quilting you can accomplish with Pro- Stitcher. New owners – start here!



Beginning Applique Classes:

TIMBER!! – with Susan

A. Monday, February 15: 6-9

B. Monday, February 22: 6-9

This easy strip piece birch tree background is the perfect showcase for this cute bear machine applique. First learn Susan's trick for transferring designs to the lightest weight fusible web on the market. Then we will cut out the designs and design your layout. Discover a variety of decorative stitches on your machine while learning where to start stitching and how to pivot around tricky corners and curves for a beautiful woodland.

Fee: \$30

*Maximum Students: 6



Confident Beginner Applique Classes:

Collage Class with Donna

A. Friday, February 5, 19: 10-1 PM

B. Friday, April 23, 30: 6-9 PM

These new collage quilts are all the rage! Come and learn the tricks and tips that make this complex-looking project doable by anyone who can use a pair of scissors. You won't believe how much fun you will have making this. Warning – you might not be able to stop with just one!

Fee: \$60

*Maximum Students: 8

**Any Laura Heine pattern



Mod Cats with Jackie

A. Tuesday, February 9, 16: 10-2

B. Saturday, March 13, 20: 10-2

Check out this purrfectly simple strip pieced applique. It's a great way to use up color coordinating scraps. A strip pieced applique wall hanging or lap quilt, two different border treatments and a great way to try out your decorative stitches.

Fee: \$60



Intermediate Applique Classes:

Foxes Galore – with Donna

A. Saturday, February 13, 20: 10-4

B. Tuesday, April 20, May 4: 10-4

Who can resist these cute, sly foxes? Raw edge applique makes this project quick and easy. What a great quilt for your favorite fox fan.

Fee: \$60

*Maximum Students: 8



Beep! Beep! With Donna

A. Thursday, May 6, 13: 10-4 (1 class, 2 sessions)

Choose which one you want to make this Urban Jungle Flower Patch or Beep! Beep! These beautiful fabrics and easy raw edge applique combine to make either of these stunning quilts.

Join Donna to learn the tricks to a perfectly mitered border

Fee: \$60

*Maximum Students: 8



Advanced Applique Classes:

Zootropolis with Donna

A. Friday, March 12, April 9: 2-6 (1class, 2 sessions)

What little animal lover wouldn't be thrilled to snuggle up under this cute quilt. Raw Edge Applique makes this project easier than you think. Make the full apartment building, a single pillow, or any size in between.

Fee: \$60



South of France Mosaic with Donna

A. Friday, June 4, 11: 10-2 (1 class, 2 sessions)

Who wouldn't want to vacation in the South of France? This wall hanging will bring back memories of a great trip or inspire dreams of your next excursion. Come and learn how to master raw edge applique.

Fee: \$60



Bag Classes:

Darling Day Sling with Suzanne

A. Saturday, May 29 & June 12: 1-4 (1 class, 2 sessions)

This Darling Day Sling is a stylish cross body bag with two outer zipper pockets, a zipper closure of the main bag, and inside zipper and slip pockets. This is a stylish bag to showcase your favorite prize. Canvas or quilting cotton are both appropriate for the exterior.

Fee: \$50



Beginning Machine Piecing Classes:

Petite Butterfly – With Donna

A. Saturday, February 06, 27: 1-6

B. Tuesday, April 13, 27: 10-2

What would summer be without Petite Butterflies? Your favorite fabrics will make those butterflies look like they might just fly off the quilt. Learn how to Stitch & Flip and utilize strip piecing to make this pattern a breeze to sew.

Fee: \$60



Jacob's Ladder with Laura

A. Monday, March 15, 22: 1-5 (1 class, 2 sessions)

This wonderful beginner 3 yard quilt. A great class to take before Appletree Quilting University 100. Pick 3 contrasting fabrics and join Laura to make this quick and easy quilt.

Fee: \$40



Easy Street with Donna

A. Tuesday, March 23, 30: 6-9
B. Tuesday, March 30: 10-4

This Beautiful quilt is perfect for a beginning quilter. Choose 3 contrasting fabrics and learn the basics of successful quilt making. This pattern uses only two different blocks and very few seams to match. You can do this!

*Maximum Students: 8

Fee: \$60



April Showers with Beth

A. Wednesday, March 31: 9-12
B. Wednesday, March 31: 6-9

These April Showers will make smiles bloom. You will master half square triangles and straight-line piecing.

Fee: \$30

*Maximum Students: 10



Magic Rag Quilt with Wendy

A. Sunday, April 18: 1-5

This is the easiest quilt to make! Select several of our cotton flannels and we will pre-cut and pre-fringe the blocks for you. All you have to do is sew the blocks together! The magic happens when you wash and dry the quilt allowing the prefringed seam allowances to bloom.

Fee \$75

*Maximum Students: 8



Geodes! Improv with Suzanne

A. Tuesday, April 20, 27: 1-4 (1 class, 2 sessions)

Let your creativity flow making these multi-colored centers for these Geode inspired blocks. There are several techniques used to create different improv geodes, including strip piecing, log cabin, diagonal piecing, and slash & insertion of strips. You can choose techniques appropriate to your skill level and let your creativity flow.

Fee: \$60

*Maximum Students: 6



Confident Beginner Piecing Classes:

Teardrops – with Donna

A. Tuesday, February 16, 23: 10-4

B. Friday, March 26, April 2: 10-4

This quilt showcases your favorite jelly roll in an innovative log cabin style design. You will learn how to set your blocks on point and reduce your cutting time by using a jelly roll. Sample made featuring Peacock Flourish from Ann Lauer.

Fee: \$60

*Maximum Students: 8



Summer Roses with Jean

A. Monday, February 22: 10-4

B. Saturday, April 10: 10-4

An interesting block, using low contrast prints, makes a quilt with a calm presence. This block goes together with two simple techniques. Sample made with our Tilda Collection.

Fee: \$60

*Maximum Students: 8



Cross-It Quilt with Louese

A. Sunday, February 28, March 7: 1-5 (1 class, 2 sessions)

This is a fun and easy modern quilt made with a jelly roll and a background fabric. Unleash your creative talents while you decide where to place your jelly roll strips! This is a fascinating and unusual technique.

Fee: \$60

*Maximum Students: 10



Mystery Quilt with Jean


A. Saturday, March 27: 9:30-5

It's a MYSTERY! Join Jean for this 1 day class to make a lovable quilt top. You have to come to the class to see the pattern. Pick your complimentary colors and see how this quilt blooms when you start putting it all together.

Fee: \$85

*Pattern only Available to class attendees. Provided with class fee.

**Maximum Students: 12



Rings Revival with Louese

A. Friday, April 9, 16: 10-2

Curved piecing with the QCR Ruler gives the illusion of overlapping colored circles. Curved piecing is fun and easy. Come to class and learn how to do pin free curved piecing.

Fee: \$60

*Maximum Students: 8



City Living with Donna

A. Tuesday, May 18, 25: 10-2

Easy piecing and a little applique combine with this beautiful fabric line to create this stunning skyline. It would look great hanging on your wall or as a gift for your favorite city dweller! Sample made featuring Gilded City from Timeless Treasures.

Fee: \$60



Intermediate Quilt Piecing Classes:

Paper Piecing with Helen

A. Monday, April 5, 19, May 3: 10-2 (1 class, 3 sessions)

Sink your teeth into this super simple Judy Niemeyer paper pieced quilt and learn the secrets and tricks to paper piece using 2 1/2" strips.

Fee: \$80



Panel Classes:

Dragonfly Panel – with Donna

A. Friday, February 12, March 19: 10-4

B. Friday, May 21, 28: 10-4

Choose your favorite panel and the coordinating fabrics to make a gorgeous work of art. You will learn how to square up your panel and set it off with some simple piecing.

Fee: \$60



Panel Fun – with Beth

A. Wednesday, February 17: 9-12

B. Wednesday, February 17: 6-9

This class will help you learn the ins and outs of trimming panels and fitting patterns to your panel. Sample featuring Peacock Flourish from Ann Lauer.

Fee: \$30

*Maximum Students: 10



Table Runner Classes:

Desert Stars Table Runner – with Jean

A. Monday, February 15: 1-4

B. Friday, May 7: 1-4

C. Sunday, May 23: 1-4

This easy table runner was inspired by the sparkling stars of a desert sky. Use 5" charm squares or fat quarters to make these star table runners.

Fee: \$30



Switchback Table Runner – with Nancy

A. Friday, February 19: 10-4

B. Monday, March 1: 10-4

Use combination units, half square triangles and flying geese to make ribbons of color for this table runner. 3 sizes with large being perfect for a bed runner.

Fee: \$60

*Maximum Students: 6



Starry Path Table Runner – with Donna

A. Friday, February 26: 10-4

B. Saturday, April 17: 10-4

Learn to use your AccuQuilt Cutter to perfectly cut the pieces for this complex looking block.

You will find it easy to sew thanks to the

trimmed dog ears. Don't have a cutter? No problem, you are welcome to use ours.

Fee: \$60

*Maximum Students: 8



Embroidery Classes:

Kimberbell Beginning Embroidery – with Susan

A. Tuesday, February 23: 10-4

Whether you're experienced in machine embroidery or just a novice, Kimberbell Designs are a great way to practice your basic skills or use unfamiliar products. We will piece a block in the hoop and machine applique green fabric and a green glitter sheet to welcome in the spring. You decide if you will piece a border to finish as a pillow or a wall hanging.

Fee: \$60

*Maximum Students: 6



Cutwork Rag Quilt – with Wendy

A. Friday, February 26, March 12: 10-2 (1 class, 2 sessions)

Take your flannel rag quilt to the next level with your embroidery machine and Cutwork Tool. Embroider a beautiful quilt block and then cut the fringe automatically with your Cutwork Tool, all in the hoop! Let Wendy show you how.

Fee: \$80

*Maximum Students: 8



Kite Quilt in the Hoop – with Wendy

A. Sunday, February 28, March 28: 1-5 (1 class, 2 sessions)

Create the blocks for this traditional Kite Quilt right in the hoop of your embroidery machine. Now you can piece and quilt consistently with beautiful results sew easily right on your embroidery machine.

Fee: \$80

*Maximum Students: 8



Flying to Pieces Zipper Pouch in the Hoop – with Wendy

A. Sunday, March 7: 11-5 PM

Take your organization to a new level with these fun zipper pouches. You will have so much fun with creating the flying geese block piecing with your embroidery machine. Also you will learn how to sew zippers in the hoop as well. Kits will be available.

Fee: \$60

*Prerequisite: Working knowledge of embroidery machine.



Mug Rugs, Next Generation! with Wendy

A. Monday, April 5: 11-4

B. Saturday, May 8: 11-4

Are you new to machine embroidery or just beginning to think you would like to see what all the fuss is about? Then join Wendy for this fun class to explore the possibilities. You will be making one or two mug rugs in class, time permitting. If you already own an embroidery machine, please bring it to class. Otherwise, we will provide one for you. Mug Rugs make such fabulous gifts that I'm sure you will have friends lining up for one of your new projects! Kits will be available.

Fee \$45.

*Maximum Students: 8




Merry & Bright Tile Scene with Wendy

A. Sunday, April 25, May 2, 23: 1-5 (1 class, 3 sessions)

Who's ready for Christmas? It's coming sooner than you think, and why not get a jumpstart with the new year. Explore the machine embroidery possibilities with this lovely tile scene from Scissortail Stitches. You will be able to choose between two different color ways, traditional or modern. Wendy will show you all the tricks for your embroidery success.

Fee: \$120

*Maximum Students: 8



AccuQuilt Classes:

Hattie's Choice with Beth

A. Wednesday, February 24: 9-12

B. Wednesday, February 24: 6-9

Have a date with B.O.B. and learn about Blocks on Boards from AccuQuilt. We will complete 4 blocks and turn out a pillow and help you plan the whole quilt.

Fee: \$30

*Maximum Students: 10




Crossed Canoes with Debby

A. Tuesday, March 2, 23: 10-2 (1 class, 2 sessions)

This two color quilt is a variation on the normal crossed canoes design. We will use the Crossed Canoes die from AccuQuilt to create a simple but elegant quilt.

Fee: \$60

*Maximum Students: 6



Prickly Pear Pineapple with Wendy

A. Saturday, March 6, 13, April 3: 1-5 (1 class, 3 sessions)

Do you have the AccuQuilt Go! Pineapple Block on Board (BOB)? Then you are ready for this fun class. We will explore how you can make this block with only four fabrics for a southwest flair wall hanging or larger.

Fee: \$80

*Maximum Students: 6



Doubly Charmed with Debby

A. Thursday, March 11: 10-2

B. Thursday, April 1: 10-2

Let's welcome spring with lots of bright colors in this V-block quilt. Learn how to create V-blocks using both the AccuQuilt dies and Deb Tucker's V-block ruler.

Fee: \$40

*Maximum Students: 5



AccuQuilt Critters with Donna

A. Thursday, March 25, April 8: 10-4 (1 class, 2 sessions)

Who knew you can make all these cute critters with just the Go! Owl die? What a great project for your favorite little animal lover. You can complete the applique yourself or take advantage of the FREE embroidery download patterns from AccuQuilt.

Fee: \$80

*Maximum Students: 8



Ships Ahoy! With Louese

A. Friday, March 26: 10-4

This is a fun beginner AccuQuilt Class. It is designed to help students learn to read the patterns in the GO! Qube books and calculate yardage needed for patterns. We will discuss general use of the AccuQuilt machines and explore "Smart Stacking" for cutting pieces. You do not need to own an AccuQuilt Cutter, you are welcome to use the store's. If you already own an AccuQuilt Cutter and are wanting to explore its use further, then this class is for you. Makes a perfect baby quilt or wall hanging.

Fee: \$60

*Maximum Students: 8



University Classes:


AQU 100: Machine Piecing & Quilting with Millie & Jean

A. Tuesdays, February 23, March 2, 9, 23, 30, April 6, 20: 6-9

B. Wednesdays, February 24, March 3, 10, 24, 31, April 7, 21: 1-4

Would you like to learn all the tricks and secrets to successful machine quilting, we have the perfect class for you. Join the teaching staff of Appletree Quilting for this seven week course and let us guide you through all aspects of the quilting process including:

1. Fabric selection and successful tools.
2. The secrets of safe & accurate rotary cutting.
3. Accuracy, both in piecing and in pressing the blocks.
4. Setting the quilt blocks together.
5. Adding perfectly mitered borders that don't pucker.
6. Machine quilting the quilt sandwich.
7. Binding your finished quilt and adding your label.



Start with a good foundation. Learn everything you need to make beautiful quilts easily and successfully during this comprehensive Appletree Quilting University course!

Students may elect to make a lap quilt, table topper, or table runner. Class notebook included. Fee \$165.

* Teacher requires completion of at least one beginner class before start of AQU100



AQU 200: Beyond the Basics with Millie

A. Tuesdays, May 4, 11, 25, June 8: 6-9

B. Wednesdays, May 5, 12, 26, June 9: 1-4

If you have mastered quilting basics as taught in our Quilting University Class 100, then join us for level 200 to learn more advanced techniques including:

1. Improve accuracy in rotary cutting.
2. Learn precision piecing and pressing.
3. Explore other block elements including flying geese, quarter square triangles, and square in a square with fussy cut centers.
4. Learn successful techniques for on-point block layout.
5. Add perfectly mitered borders.
6. Learn more advanced quilting and binding techniques.

Build on your great foundation from AQU 100. Students may elect to make a wall hanging, lap quilt, or larger quilt top. Fee \$135.



Block of the Months:

Canyon

A. February 20, March 20, April 17, May 15, June 19, July 17, August 21, September 18, October 16, November 21
Saturday Class 2-4

B. February 24, March 24, April 21, May 19, June 23, July 21, August 25, September 22, October 20, November 25
Wednesday Class 12:30-1:30

Our newest Block of the Month is **Canyon** features another wonderful pattern from the Wing and a Prayer team of Toni Steere and Jenny Foltz. This collection of batiks from Timeless Treasures contains 14 colors in a range of earth-tone hues in limestone tans, rich browns, spruce greens, a deep navy and charcoal accents. The stunning 108" square finished quilt features five large 16 1/2" square blocks.



The registration fee is \$50. Then each month the pattern, class and fabric fee is \$45 What a great way to enhance your piecing skills over the next months and create this gorgeous quilt. Please sign up soon, as we have a limited number of kits available. 10 month program

Little Quilts Small Hanging BOM with Marilyn

Starting in May

Join us as we perfect our Premier+ or Premier+2 software skills and create these adorable little hangings. Learn to digitize appliqué or enhance existing skills. In addition to appliqué, topics covered include combining pictures, editing pictures, embellishing the appliqué, quilting in the hoop, piecing in the hoop, creating quilting motifs, setting up the grid for easy placement of designs and stitching lines, using cutters if desired and editing stray stitches. Each entire project can be completed in the hoop with the exception of building the backing which is then stitched onto the front in the hoop. The class will start out slowly so students new to the software and digitizing can participate, while still providing useful info to the experienced software user.



There is a registration fee of \$25, then \$10 per month

Sneak Peak ... Graphic Jam, Coming this summer

A. Coming Summer 2021

The newest Block of the Month pattern from Sassafra Lane Designs, features 12 unique and modern plus-shaped quilt blocks. Each month you create an entirely unique paper-pieced block. The pattern book includes 2 quilt sizes, full size foundations, simple construction, step-by-step foundation paper-piecing instructions, a coloring sheet and more! The quilt size finishes 70in x 82in and the wall size finishes 36in x 42in.



Sneak Peak ... Fantasy Mini Block of the Month

A. Coming Summer 2021

PREVIEW Coming Soon: The Tonga Fantasy Batik collection was built around the dragonfly focal piece. This fabric collection ranges from the lightest of blues hints of turquoise to deep purple. Dragonflies bursts from the center amid whimsical color combinations creating the double-woven pinwheel border in this traditionally pieced 102" square quilt. With this mini block of the month we will be shortening to a five month program



Quilt Finishing Classes:

Edge-2-Edge Quilting in the Hoop with Jean

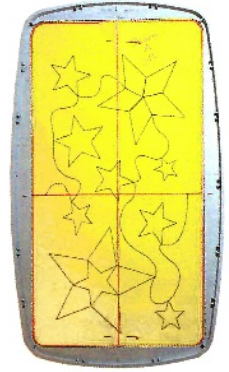
A. Monday, March 1: 10-4

B. Saturday, April 3: 10-4

Put your embroidery machine to good use. Now you can do easy edge to edge quilting in the embroidery hoop. Let Jean help you use this easy-connect quilting technique with specialty embroidery files to do your own edge to edge quilting projects! It is sew easy!

Fee \$60.

*Embroidery Guide lessons completed.



Beginning Free Motion Quilting with Helen

A. Tuesday, March 9: 10-4

Spend a day with Helen to explore basic free motion quilting techniques. You may start with a small wall hanging or fun panel for the class project. Learn the basic motions and skills needed to let your stitching flow smoothly and effortlessly. Explore multiple basic design elements in class. Soon you too will be doing amazing free motion quilting.

Fee: \$60

*Maximum Students: 10



Ruler Play with Helen and Jackie


A. Tuesday, March 30: 10-4

This class will teach you how to quilt with rulers. We will begin with the basics of ruler work and how to set up your machine and work area. Then explore the easy tricks for success. Learn how to plan your design and mark your quilt for best results.

*Prerequisite: Basic Free Motion class or equivalent.

Fee \$60

*requires completion of Beginning Free Motion Quilting class



Grid Quilting with Donna

A. Friday, May 7: 10-4


B. Saturday, May 15: 10-4

Learn to use your walking foot to subdivide your quilt top into manageable sections to try out new free motion designs. This method creates a beautiful texture, and you can finish it all yourself.

Fee: \$60

*Maximum Students: 8

**Requires completion of Beginning Free Motion quilting class, must have walking foot for machine.



Walking Foot Quilting with Suzanne

A. Saturday, May 22: 10-4

B. Saturday, June 5: 10-4

Walking foot quilting is one of the easiest ways to quilt on your home sewing machine. It is faster and requires less practice than free motion quilting. We will explore a variety of patterns in class.

Fee \$60.

*Maximum Students: 4



Perfect Quilt Binding with Jean

A. Tuesday, April 20: 6-9

B. Wednesday, April 21: 1-4

Is your quilt binding lumpy and uneven with rounded corners and poor miters? Many prize worthy quilts have failed due to shoddy binding. Learn the basic techniques of applying perfect quilt binding with either straight grain or bias strips. Master continuous bias binding and precise mitered corners on both the front and back sides.

Fee \$30.



EPIC Boot Camp Classes:

EPIC Table Runner with Wendy

A. Saturday, March 27, April 10, 24: 1-5 (1 class, 3 sessions)

Join Wendy as you create this technique driven table runner and dive into the app world of Husqvarna/ Viking's Brilliance 80, Sapphire 85, EPIC, & EPIC2. We will explore the power of MySewnet, Quick Design app and learn design placement with mySewMonitor.

Fee: \$90

*Maximum Students: 8

**Prerequisite: Working knowledge of embroidery machine.



EPIC Jelly Roll Tote Bag with Susan

A. Saturday, April 24, May 1: 1-5

This custom flat-bottomed purse is constructed with a mini jelly roll. You may choose to purchase a precut jelly roll, or you may cut your own with your special colors. We will construct tubes to join together with our EPIC's IDF or walking foot using decorative stitches. Finish it off with a lining of your choice.

Fee: \$80

*Maximum Students: 8



EPIC Ribbon Embroidery with Wendy

A. Sunday, May 9: 1-5


With your Husqvarna/Viking EPIC and EPIC2, you have more creative possibilities with the Ribbon Embroidery Attachment. Join Wendy as she will show you the basics of how to work with your Ribbon Embroidery Attachment and sew much more.

Fee: \$50

*Maximum Students: 8

**Prerequisite: Working knowledge of embroidery machine.

***Requires Ribbon Embroidery Attachment for EPIC/EPIC2.



Kid's Sewfabulous Sewing Camp with Amy and the Appletree staff

A. Week 1: June 7-11: 10-4

B. Week 2: June 14-18: 10-4

Learn to sew and earn a FREE sewing machine. This unique camp will give students hands on guide lessons to use their machine while having fun making projects to learn sewing skills. Five days of fun-filled activities for ages 9 and up. Lunch will be provided daily. All fabrics and machines will be provided. \$100 nonrefundable registration fee is required at time of sign-up, so reserve your spot today.

Fee: \$500



Open Sewing Classes:

Make It Mondays - with Louese & Jean

February 8, March 8, April 12, May 10 – 1-8 PM

Remember the second Monday of the month to join Louese and Jean at Appletree Quilting for an afternoon and evening of fun sewing time. Wrap up all those unfinished projects! Come early and stay late! Please consider bringing a dish or snack to share! Join us for only \$20 per session.

Finish It Friday Evenings - with Jean & Louese

February 19, March 19, April 23, May 21

5:00 PM – Midnight

Join Jean and Louese for a night of fun and time to wrap up all those unfinished projects! Come early and stay late! Please consider bringing a dish or snack to share! Join us for only \$20 per session.

FREE! Open Sew Thursdays!

A. 10–5 PM Every Thursday

It's FREE, no teachers, no instruction. Just you, your machine, and your friends. And maybe some snacks thrown in for fun.

Give Back Sew-In Days:

Give Back Sew-Ins - with Beth, Staff & Friends

Mondays, February 15, March 15, April 19: 11-5 PM

May 28 & 29, Friday and Saturday:

Join Beth, and the Appletree Quilting Center staff, and our dear customers one day a month to donate your time and talents for worthy causes in the community. We support a variety of different community groups and charities.

Here is our schedule for the next few months:

January and February: Book Bags

March and April: Quilts for Nursing Homes

May: Breast cancer pillows

September and October: Pillowcases for "Cases for Smiles".

November: Sew-a-thon, Quilts for foster care.

No special skills are required, just a willingness to help. Appletree Quilting will provide the space, machines, fabric, sewing guidance, plus snacks and chocolate, of course! If you have any clean usable fabric to donate for our causes, we would greatly appreciate the donation. Bless you. There is no charge for **Give Back Sew-Ins**, just free fun and fellowship plus our heartfelt gratitude and God's blessings to all!

Machine Guide Lessons:

If you purchased your Viking or BERNINA machine or software from Appletree Quilting Center, your guide lessons are FREE and you may repeat them as often as you like (space permitting). If you purchased your machine elsewhere and would like to take your owner's guide lessons with Appletree Quilting, you must register for the complete set of lessons provided for your particular machine or software:

If the class meets:

- one time, the fee will be \$150;
- two times, the fee will be \$300;
- three times, the fee will be \$450;
- four times, the fee will be \$600.

Please register for guide classes at least one week prior to the beginning of a class series.

Please bring your sewing machine or serger, manual, foot control, power cord, and all the accessories to class. Embroidery machine owners do not need to bring their embroidery units to class until the third and fourth week.

Older Embroidery Machines, Sergers & Handi-Quilter Guide Lessons

By special appointment only. If you purchased your older embroidery machine, serger, or longarm quilter from Appletree Quilting Center, your guide lessons are free. If you purchased elsewhere, there will be a charge of \$75 per hour with a one hour minimum.

Basic Machine Guide Lessons:

- A. 11 – 1:30 PM – Wednesday – February 3**
- B. 11 – 1:30 PM – Wednesday – March 3**
- C. 11 – 1:30 PM – Wednesday – April 7**
- D. 11 – 1:30 PM – Wednesday – May 5**
- E. 11 – 1:30 PM – Wednesday – June 2**
- F. 11 – 1:30 PM – Wednesday – July 7**

This special class is for our customers who DO NOT have a Husqvarna/Viking or BERNINA and are in need of basic machine instruction. Please bring your sewing machine, manual, foot control, and power cord. We will cover basic operation and maintenance only. Computerized programming or embroidery will not be covered. Class Fee: \$25.

Basic BERNINA Guide Lessons (Bernettes, 3/4 Series)

- A. 9 – 12PM - Wednesday – February 3, 10**
- B. 6 – 8:30PM – Wednesday – February 3, 10**
- C. 9 – 12PM - Wednesday – March 3, 10**
- D. 6 – 8:30PM – Wednesday – March 3, 10**
- E. 9 – 12PM - Wednesday – April 14, 21**
- F. 6 – 8:30PM – Wednesday – April 14, 21**
- G. 9 – 12PM - Wednesday – May 12, 19**
- H. 6 – 8:30PM - Wednesday – May 12, 19**
- I. 9 – 12PM - Wednesday – June 9, 16**
- J. 6 – 8:30PM – Wednesday – June 9, 16**

This class is for owners of any current Bernette or BERNINA sewing machines including Bernette Seville, London 5, Chicago 5 & 7, and BERNINA 300 and 400 series models.

Class #1: Basic machine operation and maintenance. For all machines in this category.

Class #2: Additional features and programming for BERNINA 300 series models.

Class #3: Embroidery features for Chicago 7 and Bernette 7 series.

BERNINA Guide Lessons 5/7/8 Series:

- A. 2 – 4:30PM - Wednesday – February 3, 10, 17, 24**
- B. 6 – 8:30PM – Wednesday – February 3, 10, 17, 24**
- C. 2 – 4:30PM - Wednesday – March 3, 10, 17, 24**
- D. 6 – 8:30PM – Wednesday – March 3, 10, 17, 24**
- E. 2 – 4:30PM - Wednesday – April 7, 14, 21, 28**
- F. 6 – 8:30PM – Wednesday – April 7, 14, 21, 28**
- G. 2 – 4:30PM - Wednesday – May 5, 12, 19, 26**
- H. 6 – 8:30PM - Wednesday – May 5, 12, 19, 26**
- I. 2 – 4:30PM - Wednesday – June 2, 9, 16, 23**
- J. 6 – 8:30PM – Wednesday – June 2, 9, 16, 23**

This class is for owners of any current BERNINA series 5, 7 or 8 sewing machines including the 500, 535, 570, 590, 700, 710, 740, 750, 760, 770, 780, 790, and 880 purchased from AQC.

Class #1: Basic machine operation and maintenance.

Class #2: Additional features and programming for all machines in this category.

Class #3: Quilting and stitch regulator; plus other optional accessories.

Class #4: Additional embroidery features for BERNINA 5, 7, and 8 series.

If you have purchased a 570 with embroidery, 590, 750, 760 or 770 with embroidery, 780, 790, or 880, please bring your embroidery unit to class #3 and class #4.

Husqvarna/Viking Basic Guide Lessons:

- A. 11 - 1:30 PM – Tuesday – February 2**
- B. 11 - 1:30 PM – Tuesday – March 2**
- C. 11 - 1:30PM – Tuesday – April 6**
- D. 11 - 1:30PM – Tuesday – May 4**
- E. 11 - 1:30PM – Tuesday – June 1**

This class is for owners of basic Viking sewing machines including 100Q, Eden Rose 250M, Tribute 145M, Emerald 183, 118 and 116, and the E20 or equivalent. This class will cover basic machine operation and maintenance.

Husqvarna/Viking Computer Guide Lessons:

- A. 2 - 4:30PM – Tuesday – February 2, 9**
- B. 6 - 8:30PM – Tuesday – February 2, 9**
- C. 2 - 4:30PM – Tuesday – March 2, 9**
- D. 6 - 8:30PM – Tuesday – March 2, 9**
- E. 2 - 4:30PM – Tuesday – April 6, 13**
- F. 6 - 8:30PM – Tuesday – April 6, 13**
- G. 2 - 4:30PM – Tuesday – May 4, 11**
- H. 6 - 8:30PM – Tuesday – May 4, 11**
- I. 2 - 4:30PM – Tuesday – June 1, 8**
- J. 6 - 8:30PM – Tuesday – June 1, 8**

This class is for owners of computerized Viking sewing machines including Brilliance 75Q, Sapphires, Opals, Eden Rose 250C, Tribute 140C, or equivalent. The first class of each session will cover basic machine operation and maintenance. The second class will cover additional features and programming.

Husqvarna/Viking EPIC Series

- A. 2 - 4:30PM – Thursday – February 4, 11, 18, 25**
- B. 6 - 8:30PM – Thursday – February 4, 11, 18, 25**
- C. 2 - 4:30PM – Thursday – March 4, 11, 18, 25**
- D. 6 - 8:30PM – Thursday – March 4, 11, 18, 25**
- E. 2 - 4:30PM – Thursday – April 8, 15, 22, 29**
- F. 6 - 8:30PM – Thursday – April 8, 15, 22, 29**
- G. 2 - 4:30PM – Thursday – May 6, 13, 20, 27**
- H. 6 - 8:30PM – Thursday – May 6, 13, 20, 27**
- I. 2 - 4:30PM – Thursday – June, 3, 10, 17, 24**
- J. 6 - 8:30PM – Thursday – June, 3, 10, 17, 24**

This class is for owners of the Husqvarna/Viking Epic 2, Epic, and Brilliance 80 embroidery machines or Epic 980Q (sessions 1-3 for 980Q).

Software Guide Lessons:

BERNINA Embroidery Guide Lessons:

A. The Basics and Editing -2 - 4PM – Sunday – February 14, 21

B. Digitizing – 2 - 4PM – Sunday – March 14

C. 3D and Special Effects – 2 - 4PM – Sunday – March 21

D. Cross Stitcher – 2 - 4PM – Sunday – April 11

Please bring your laptop with the current software installed to class. If you need assistance installing your software, please make a special appointment prior to the class dates.

Husqvarna/Viking Premier+2 Embroidery Guide Lessons:

A. Premier Plus Embroidery – 2 - 4PM – Sunday – February 14, 21

B. Premier Plus Modify – 2 - 4PM – Sunday – March 14, 21

C. Premier Plus Cross Stitcher – 2 – 4PM – Sunday – April 11

D. Premier Plus Create – 2 - 4PM – Sunday April 18, 25

For Premier+ or Extra need classes A and B. For Ultra need all 4 classes. Please bring your laptop with the current software installed and your dongle to class. If you need assistance installing your software, please make a special appointment prior to the class dates.

Class & Special Event Policies

Your class fee is due at time of registration. This guarantees your place in class. Class size is limited. So please register early. Sometimes a great class is cancelled because people wait to the last minute to register. Each class needs a minimum enrollment of three students at least three days before it begins.

Full refunds or store credits will be issued only if the class is cancelled by Appletree Quilting Center due to bad weather or insufficient registration. Any class cancellation made by the student must be received 7 days before the class to receive a refund less a \$5 processing fee. Credits or refunds are not available on special events. You will receive a class supply list upon registration and we will send an email reminder with supply list attached a few days prior to your scheduled class. Students will receive a 15% discount off all non-sale fabrics and notions for class supplies. Please inform the sales personnel that you are buying supplies for a class.

We truly appreciate your support when purchasing class supplies from Appletree Quilting Center. No other quilt shop in the mid-Missouri area offers you the quality and selection of classes and fabrics from which to choose. Bring your own sewing machine to class or you may reserve one of our classroom machines at no additional charge.

Please call if you are unable to attend a class session.

Golden Apple Clubs

Join us for one, two or all four of our clubs to learn lots of new sewing, quilting, embroidery, and software techniques. Plus, share great ideas, motivation, tips, problems, and laughter with all your sewing friends at Appletree Quilting Center.

BERNINA Club

Meets Monthly on the first Saturday at 10:00 AM

All customers of Appletree Quilting Center are welcome to join regardless of the brand of machine you own. Appletree BERNINA Club dues are \$60 for the year. Members receive a 10% discount on all non-sale fabric and notion purchases. The discount alone is worth the cost of membership!

VIKING Club

Meets Monthly on the second Saturday at 10:00 AM

All customers of Appletree Quilting Center are welcome to join regardless of the brand of machine you own. Appletree Viking Club dues are \$60 for the year. Members receive a 10% discount on all non-sale fabric and notion purchases. The discount alone is worth the cost of membership!

Embroidery Club

Meets Monthly on the third Saturday at 10:00 AM

All customers of Appletree Quilting Center are welcome to join. Appletree Embroidery Club dues are \$60 for the year. Members receive a 10% discount on all non-sale fabric and notion purchases. The discount alone is worth the cost of membership!

AccuQuilt Club

Meets Monthly on the fourth Saturday at 10:00 AM

All customers of Appletree Quilting Center are welcome to join. Appletree AccuQuilt Club dues are \$60 for the year. Members receive a 10% discount on all non-sale fabric and notion purchases. The discount alone is worth the cost of membership!

Recommended Skill Levels for Sewing Classes:



.....**Beginner**



.....**Confident Beginner**



.....**Intermediate**



.....**Advanced**

The skill level refers to the sewing experience needed to complete the project within each class category, not the overall sewing experience of the student.

Appletree Quilting Center

www.appletreequilting.com

2541 Bernadette Dr.
Columbia, MO 65203

(573) 446-2655
1-800-269-2655

Store hours: 9AM-6PM Monday thru Saturday

A publication of Appletree Quilting Center
Eric Nelson and Amy Reilly (Owners)
Established 1985

Authorized Retailer for

Husqvarna/Viking

BERNINA
made to create



 **Handi Quilter®**
Designed by a Quilter, for Quilters.®