



Vol. 31 - No. 2

Appletree Quilting Center

Summer 2016

#### Upcoming Events:

May 22..... Big Reveal  
Runway Event @ 1:00 pm  
May 26 & 27 ..... Closed  
June 17 ..... Give Back Friday  
July 3 & 4 ..... Closed  
July 6 ..... Viking Epic Event  
July 15 ..... Give Back Friday  
Aug. 19 ..... Give Back Friday  
Sept. 4 & 5 ..... Closed  
Sept. 12-14 ..... Paula Reid -  
Machine Quilting  
Oct. 7 & 8 ..... OESD Super  
Spree Embroidery Event  
Nov. 18 & 19 .....  
HandiQuilter Classes  
Feb. 24 - Mar. 3 .....  
Quilting Cruise!

A Publication of  
**Appletree Quilting Center**  
Millie Kaiser, Owner  
Established in 1985;  
31 years in business!  
Millie Kaiser: Publisher & Editor  
Copyright © 2016

The Magic Stop Watch, from  
a vintage **Twilight Zone**  
episode, in our Time to  
Sew Logo, above, is to help  
you tune out and turn off  
the routine of everyday life  
and enjoy a few minutes of  
sewing pleasure with us!

**Contact Information:**  
Appletree Quilting Center  
2541 Bernadette Dr  
Columbia, MO 65203  
573-446-2655  
1-800-269-2655  
sewing@appletreequilting.com  
www.AppletreeQuilting.com

*NEW Appletree Quilting Billboard Coming Soon!*

#### Greetings:

Ready or not, summer's coming. Are you ready for the hot days ahead? Plan on getting the yard work and errands done in the early hours while it's still relatively cool. Then put on your favorite CD or DVD and enjoy a relaxing and creative day of sewing. Relieve stress and be productive! To help you get motivated to sew this summer, why not join us for a sewing class? Our **new summer class schedule** starts on page 6 with 42 fun sewing classes including 13 brand new ones. For larger pictures of class projects, go to our website at [www.AppletreeQuilting.com](http://www.AppletreeQuilting.com). Check out all the great classes and come to our upcoming **Summer Classes Grand Reveal Runway Event**, Sunday, May 22nd at 1:00 PM. Join us for a fun time. View all the new samples, talk with our expert teachers, enjoy refreshments, sign up for door prizes, and save 15% off the class fees when you register that evening! Why not bring a friend or co-worker? Classes are always more fun with a friend! New samples will be hung after May 26th and classes will begin the first week of June! We hope you will be able to join us for some of our fun classes this summer. Nothing gets you

back into sewing better than starting a new project and learning a new skill!

We have four exciting new special events scheduled for this summer and fall. Marsha Kirsch will be back again July 6th to host another **EPIC Event** in case you missed it before; details on page 2. We are pleased to announce that **Paula Reid, Machine Quilting Diva**, will be back at Appletree September 12th, 13th & 14th; details on page 3. We will host an amazing **OESD Super Spree Embroidery Event** on October 7th & 8th; details on page 4. Plus **Susan Manry from Handi Quilter** will be back on November 18th & 19th to share more longarm inspiration and knowledge. She was fabulous last spring and well worth a repeat performance! Watch for more details TBA on our website.

By popular request, we will be helping to sponsor a second quilting cruise next spring, February 24th through March 3rd on Holland America cruise line. This event was a blast on the first cruise, we hope you will be able to join us for more fun as we sail away! Details listed on page 5.

We have lots going on in the coming months. But time does fly, so please register soon. Don't miss any of the fun with AQC!

# Viking Extravaganza of EPIC Proportions

**10:00 AM – 4:00 PM**  
**Wednesday, July 6**



**Marsha Kirsch**, our Viking Specialist, is greatly loved for her enthusiasm and lively presentations. She inspires fantastic results, whether from the masterful technical skills she teaches or the inspiration that sewers take away from her events. Marsha imparts an empowering “can do” attitude when instructing in the use of advanced machines and new software, opening wide the doors to creativity, and fun ways to embellish projects with exciting results.



## The Revolutionary EPIC with Marsha Kirsch

Have you heard about the amazing new Husqvarna Viking Designer EPIC? Curious to see it's unbelievable new features? This is your chance to spend a whole day sewing on the most revolutionary new sewing machine on the market today. No obligations to buy, just have fun exploring the best that the market has to offer. Enjoy a fun day of sewing, shopping with great discounts and have a chance to win one of our terrific door prizes!!! Don't miss this opportunity to find out why the NEW Designer EPIC sewing and embroidery machine is the greatest on the market today!


Sign up today! Join us for a fabulous fun-filled day and personally experience how the new Husqvarna Viking Designer EPIC can make all your sewing and embroidery dreams come true!

### Registration Fee: \$95.

This includes all your supplies, designs, and instructions for both kits, the cutwork clutch and tablet holder, plus an enjoyable lunch, door prizes, and discounts, too!

**Early Bird Discount:** Sign up by June 15th to  
SAVE \$15 OFF your registration fee.

You will make one or two awesome projects (depending on time): this stunning Cutwork Clutch or a handy Tablet Holder. You will, however, receive the complete kit supplies, designs, and instructions for both projects. Learn how your own ideas can be translated into anything you can imagine – the latest HUSQVARNA VIKING® technology makes it all possible. If you can imagine it, you can make it. Come and see how!



Designer **EPIC™**  
Made for Sewers, by Sewers™





Paula Reid in her quilting studio!

## Machine Quilting Workshops with Paula Reid

### Fluff N Stuff Machine Quilting

**10:00 – 4:00 Monday & Tuesday, Sept. 12 & 13**

This great class will start with “batting practice” and work through the use of your walking foot and darning foot. You will explore free motion techniques plus working with quilt stencils and decorative threads. By running the class over two or more days, participants will have the time to learn to “handle the bulk” by working on their own larger quilt tops rather than just a small sample. Paula will share her invaluable tips and expertise for stream lining the quilting process. Registration fee \$175.

### Ruler Play on a Domestic Machine

**10:00 – 4:00 Wednesday, Sept. 14**

Have you ever seen longarm quilters using rulers to keep their lines straight while in free motion? Or maybe executing curves and circles without having to draw on their quilts? Now, Leonie West of Australia has designed a system for domestic machines so that we can use rulers, too! Her rulers are so mathematically precise that you will get beautiful results with a minimum of marking on your quilts. Once you have drawn your placement lines, you are good to go! The Westalee rulers have taken the thought out of figuring out where and how to place the ruler to get the best outcome. This is really fun, easy and time saving! Registration fee \$90.

Often described as an “artist with a sewing machine”, **Paula Reid** is a custom heirloom quilting specialist. Paula made her first quilt in April 1990, three weeks after attending the Glendale (California) Quilt Show with her best friend, Mary Ponce. Paula taught her first machine piecing class two years later, but found that her heart was captured by the quilting process. Machine quilting on her first Bernina machine was her very favorite way to spend time.

In 1993, Paula opened her machine quilting business, utilizing the skills she had developed working on her own quilts. Since the day that she made her very first quilt, she has quilted over 1,400 quilts, all on her regular home machines. Of these, 50% have been queen size, 25% king size and the other 25% were various smaller sizes. The largest quilt she has ever “fluffed and stuffed” was 112” x 128”!

“Fluff & Stuff” is what Paula calls her method for moving large quilts through a home machine. She began teaching workshops on her techniques in the southern California region in 1993, expanding to national teaching a few years later when appearances on “Simply Quilts” brought her to the attention of a larger audience. Now spending weeks at a time on the road, she has decided that nothing is more fun than sharing ideas with the quilters she meets on her travels.

**Sign up for both classes for only \$245; SAVE \$20.**

**Early Bird Discount:** \$225 for both workshops  
when you sign up by August 1st.  
Lunch will be provided each day.

# OESD Super Spree Embroidery Extravaganza

*with Tari Intardonato*

**10:00 - 4:00 PM**

**Friday & Saturday,  
October 7th & 8th**



Tari Intardonato

OESD's Super SPREE is a fun, hands-on event for embroidery enthusiasts of all skill levels. Gain embroidery inspiration as you view a large display of beautiful embroidery projects and learn how to choose the right products for most any type of embroidery project. In this delightful and entertaining two day workshop, you will learn many essential embroidery techniques, including choosing the right stabilizer, hooping, placement, and more from Tari Intardonato, our embroidery expert. You will be inspired by the beautiful embroidery samples and projects you can create, and you'll learn tips to make your embroidery stress-free and fun! This workshop/seminar is perfect for embroiderers of all skill levels and embroidery machine types.

You will get a chance to make 6 fun hands-on projects: a greeting card; bookmark, applique kitchen towel, mason jar wrap, snap pouch, and a key fob; all done completely in your embroidery hoop. Plus, you will enjoy a stunning Trunk Show of all the new and popular designs from Oklahoma Embroidery Supply and Design (OESD) and receive amazing show specials for attendees only!

Two fun-filled days of hands-on projects with exciting OESD designs

- Step-by-step handouts for all projects in full color
- Class CD with all class project handouts and designs
- Project kits for ALL 6 projects for EVERY attendee!
- Trunk show of beautiful embroidery projects from over 25 different collections
- Door Prizes and Giveaways
- Goodie Bag valued at over \$200 filled with fun sewing and embroidery items
- Exciting product offers available ONLY to Super SPREE attendees!




**Remember to save your spot, space will be limited. Please register early!**

**Registration Fee = \$149 for the Two Day Event;  
includes lunch and all kit supplies.  
\$80 for Saturday Only; includes lunch.**

**Early Bird Discount: Register by August 15th to save \$25 OFF  
the two day event registration fee or \$12 OFF for Saturday only!**

**Limited Space  
Available.  
Make Your  
Reservations  
Soon!**



## **Show-Me Simply Quilt Cruise II** **7 Day Western Caribbean Cruise**

*Aboard Holland America Line's ms Oosterdam*

**February 24 – March 3, 2017**

*Sponsored by*

**Appletree Quilting Center**

**Show-Me Quilting in Raytown, MO**

**Noah & Her Sisters Quilting Co. in Independence, MO**

**and by Cruise Holidays Travel in Kansas City, MO**

### Quilting Instructors:

Toni Steere: Co-Founder of Wing & A Prayer and Designs for Timeless Treasures Fabrics

Tami Hammer: Quilt Instructor from Iowa

Joyce Holley: Quilt Designer & Instructor

Beth Kurzava: Show Me Quilting Shop Owner & Award Winning Long-Arm Quilter

Wendy Rothermich: Quilt Instructor & Manager of Appletree Quilting Center

Millie Kaiser: Quilt Instructor & Owner of Appletree Quilting Center

Sewing Machines will be provided by Appletree Quilting Center, Husqvarna Viking and BERNINA of America!

### Cost per Person (Based on double occupancy)

**Inside Cabin: \$1012**

**Oceanview Cabin: \$1082**

**Balcony Cabin: \$1501**

*Prices, taxes and fees are subject to change.*

*Pre and post hotel, transfers, air and gratuities are additional.*

**Deposit for Cruise: \$350 due at booking**

**Final payment due by 11/18/16.**

### Quilting Class Program: \$350 Per Person (optional)

*Payable by check or cash only to Cruise Holidays.*

**Contact: Andrea Redding**

**Cruise Holidays Travel**

**(800) 869-6806    andrea@chkc.travel**

**www.CruiseHolidaysKC.com/QuiltCruise**

<u>Date</u>	<u>Port</u>
2/24/17	Tampa, FL
2/25/17	Key West, FL
2/26/17	At Sea
2/27/17	Roatan, Honduras
2/28/17	Belize City, Belize
3/01/17	Cozumel, Mexico
3/02/17	At Sea
3/03/17	Return to Tampa







# Summer Classes

**Come to our  
Summer Class Reveal  
Sunday, May 22nd  
at 1:00 PM  
to See the New Class  
Samples and SAVE 15%  
OFF Class Fees !**

## Kids Fun Sewing Classes

### Kids Basic Sewing Classes .... with Beth



Your child (ages 8 to 14) will enjoy learning basic sewing techniques in this fun class. They will be making kid-friendly projects through careful step-by-step

instruction and hands-on sewing in class using quality Viking sewing machines. With Beth's help, they will make their own pillowcase or drawstring bag. Fee \$30 per class or both classes for \$50.

#### EZ Pillowcase Class:

- A. 1 – 4 PM Fri. June 3
- B. 1 – 4 PM Sun. Aug. 7

#### Drawstring Bag Class:

- A. 1 – 4 PM Mon. June 6
- B. 9 – Noon Thr. Aug. 11



### Kids PJ Pants .... with Beth

A. 10:00 – 3:00 PM Thr. June 2

Everyone loves warm and cozy pj pants whether they're made from cotton or soft flannel. This easy to sew pattern is great for the beginner (12 years or older) or the seasoned sewer. Take your sewing to the next level and learn to make these easy pajama pants! This is the perfect starter class for your youngsters who are out of school now and have taken FACS in middle school. Join Beth for a fun day of making these easy PJ pants! Fee \$45.



### Youth Quilt Camp .... with Beth & Jean

A. 9:00 – Noon Tue. thru Fri. June 7 – 10

Give your kids something productive to do this summer. They will have lots of fun making their very own machine pieced quilt in this easy quilting class. Students aged 8 to 10 years will have assistance cutting their pieces. Students 10+ years will

explore rotary cutting techniques. Machine piecing with a 1/4" seam will be covered plus how to make the quilt sandwich, turn, and hand or machine tie the quilt. Students must have taken at least one basic kids sewing class from AQC within the last year to take this advanced class. The Camp fee is \$150 which includes all the materials needed to make this fun quilt.



### Recommended Skill Levels for Sewing Classes:



**Beginner**



**Confident Beginner**



**Intermediate**



**Advanced**

The skill level refers to the sewing experience needed to complete the project within each class category; not the overall sewing experience of the student.

## Fashion & Accessory Classes

### Sweet Heart Pillowcase .... with Susan

A. 1:00 – 4:00 PM Thr. June 23

Create a stunning heirloom pillowcase featuring this fun puffing trim, decorative cording, and a lovely machine stitched shell edging. Learn how to use the many different specialty feet for your machine. Fee \$40



### Boho City Pouch Bag

.... with Suzanne

A. 1:00 – 4:00 PM Wed. July 20

The Boho City Pouch is a functional bag that can be made in any size you want from wrist tote to an over the shoulder style bag. The handles loop through each other for a quick and secure closure. It can be made reversible or have one or more zipper pockets. We will draw your own reusable pattern in class. Fee \$40.



### Myla Top .... with Susan

A. 9:00 – 4:00 PM Sun. July 24

B. 9:00 – 4:00 PM Sat. Aug. 27

You will love this easy tank top. Wear it year round, alone on those warm summer days or layered for cooler weather. This tank is breezy and simple to make with subtle flared shaping and a flirty split skirt in back. The hem gently sweeps low in the back. Designed with the beginner in mind, construction is easy with an optional faux placket down the front. Pattern includes sizes 2-20. Fee \$55.



### Left Bank Granny Bag .... with Suzanne

A. 1:00 – 5:00 PM Wed. Aug. 3

This lined bag is large enough and strong enough for everyday use. It has an inner zipper pocket for safe storage. Side slits allow you to toss in almost anything. It is perfect for shopping or toting things to sewing classes. Suzanne will help you with each easy step. Fee \$45.



## Embroidery Classes

### Periodic Table of Sewing .... with Wendy

A. 10:00 – 2:00 PM Fri. June 24, July 29 & Aug. 26

Have fun creating balance & structure with your own Periodic Table of Embroidery & Quilting terms! Wendy will show you how to do easy applique and quilting in the hoop, and then sew your elements together. \*Fee \$80.



### Cutwork Rag Quilt .... with Wendy

A. 9:00 – Noon Tue. June 28 and July 26

Take the Flannel Rag Quilt to the next level with your BERNINA embroidery hoop and Cutwork Tool. Embroider a beautiful quilt block and then cut the fringe automatically with your cutwork tool, all in the hoop! Let Wendy show you how to use your BERNINA embroidery machine and Cutwork tool. \*Fee \$52.



### Zippered Bag in the Hoop

.... with Marilyn

A. 9:00 – Noon Tue. July 12

Let's have fun with your embroidery machine and make a wonderful, monogrammed, zippered, quilted, and fully-lined bag in the fabric of your choice. You'll want to make a bunch in a variety of sizes for terrific gifts. \*Fee \$40.



### Kitchen Towel Topper

.... with Wendy

A. 9:00 – Noon Tue. Aug. 2

Need a quick house warming gift? This easy embroidered applique towel and towel topper is done all in the hoop of your new embroidery machine. Join Wendy and learn the easy steps to fast success! \*Fee \$40.





# Embroidery Software Classes

## Conquer Your Cameo Cutter .... with Marilyn

A. 1:00 – 4:00 PM Sat. June 25

Have a Silhouette Cameo Cutter and are unsure how to use it? This is the class for you. Explore how to take

PDF's, existing appliqué stitch files, and cut files from embroidery software to the cutter and arrange them for a perfectly-sized cut. You will also learn how to prepare the fabric for best results. Fee \$40.



## Basic Software Applique Blooming Butterfly

.... with Marilyn

A. 1:00 – 4:00 PM Sat.  
Aug. 20 & 27

Need a beginning digitizing project to help you learn to use your Premier Ultra or 6D Digitizing embroidery software? Then this class is for you. Make this adorable summer wall hanging and learn to do your own appliqué in the hoop. Join Marilyn for this fun software class to digitize your appliqué patterns. Then easily stitch out the design in your embroidery hoop. We will also include instructions for using the Silhouette Cameo cutter to pre-cut your appliques. No more trimming in the hoop needed! Students must have completed their AQC Premier Ultra or 6D Digitizing embroidery software guide lessons before taking this class. \*Fee \$52.

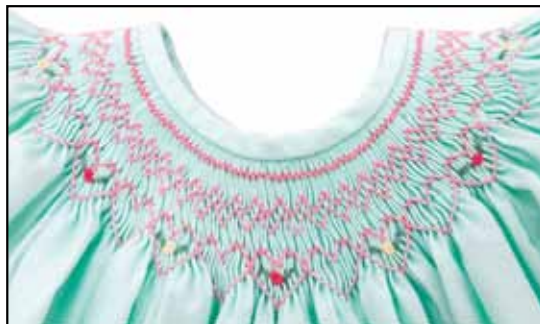


# Hand Technique Classes

## Basic Hand Smocking .... with Louese

A. 1:00 – 4:00 PM Sat. June 18

B. 1:00 – 4:00 PM Sun. July 17



Learn the basics of delicate geometric hand smocking used in both children's and adult clothing and heirloom sewing. This class is to get you started with the fundamentals. Fee \$35.

## English Paper Piecing .... with Mavis

A. 10:00 – Noon Sat. June 25


B. 1:30 – 3:30 PM Sun. July 17

Learn the art of English paper piecing by hand while making little hexagons. Join them together to create these delicate flowers. Mavis will teach you easy techniques to simplify the process. Kit included. Fee \$35.



## Fine Hand Quilting .... with Mavis

A. 1:30 – 3:30 PM Sun. Aug. 14



Learn how to achieve the perfect hand quilting stitch. Explore the mysteries of choosing perfect quilting designs for your quilt, marking the quilt top, and selecting the proper batting, backing, needles, and thread. Then learn how to layer, baste, and quilt your own masterpiece. Practice kit included. Fee \$35.

\*Note: Our embroidery classes are intended to help you learn more about your embroidery machine. Students need to have completed their basic machine guide lessons prior to enrolling in our hands-on embroidery classes. Thank you.



# Machine Piecing

## Appletree Quilting University 100

.... with Millie, Wendy & Marilyn


A. 1:00 – 4:00 PM Tue. June 21, 28, July 12, 19, Aug. 2, 9

B. 6:00 – 9:00 PM Tue. June 21, 28, July 12, 19, Aug. 2, 9

If you are new to quilting or would like to learn all the tricks and secrets to successful machine quilting, we have the perfect class for you. Join the teaching staff of Appletree Quilting for this six week course and let us guide you through all aspects of the quilting process including:

1. The secrets of safe and accurate rotary cutting;
2. Accuracy, both in piecing and in pressing the blocks;
3. Setting the quilt blocks together;
4. Adding perfectly mitered borders that don't pucker;
5. Machine quilting the quilt sandwich;
6. Binding your finished quilt and adding your label.

Start with a good foundation. Learn everything you need to make beautiful quilts easily and successfully during this comprehensive Appletree Quilting University course! Students may elect to make a lap quilt, table topper, or table runner. Class notebook included. Fee \$135.



## 🍏 Beginning Level 🍏

### Slice N Dice .... with Jean

A. 6:00 – 9:00 PM

Fri. July 8 & 22

Choose an assortment of light and dark prints and join Jean to Slice N Dice your blocks into this gorgeous contemporary quilt design! Start with the basic 4-patch then hocus pocus - your blocks will change! This is a great beginner project. Fee \$52.



### Easy Weave Quilt .... with Millie

A. 9:00 – Noon Wed. July 20 & 27

Fabric selection and placement will create the optical illusion of woven blocks. Bring your basic sewing machine or serger to class. We will speed piece your quilt top together in no time. Explore easy strip piecing techniques in this easy class. Fee \$52.



### BQ3 .... with Wendy

A. 1:00 – 4:00 PM Sun.

July 24 & 31

Take the simple Rail Fence design to the next level! This is the perfect quilt to utilize all those luscious large print fabrics you've been avoiding. Wendy will guide you through the easy steps for creating this stunning quilt top. The pattern offers multiple sizes and layout options. Fee \$52.



## 🍏 Confident Beginner 🍏

### Big Blooms .... with Suzanne

A. 1:00 – 4:00 PM Fri. July 8 & 22

This is a large block modern quilt made from simple squares that are sewn together diagonally to avoid complicated diagonal pieces. The large flower blocks can feature prints or solids. The design also offers a pieced back with a strip of the flower blocks. Fee \$52.



### Stacked Squares

.... with Wendy

A. 9 – Noon Fri. July 8 & 22

Stripes can be sew much fun! With this pattern, you use nothing but stripes. Join Wendy for this fun class to get all your stripes in line! A few quick seams and a playful arrangement of blocks will make your quilt dance with texture. Fee \$52.



### Buckeye Beauty

.... with Jean

A. 6:00 – 9:00 PM Wed.

July 13 & 27

Have a scrappy good time while creating this traditional block design from Jelly Roll 2-1/2" strips. The project looks a bit difficult, but it's sew easy. Fee \$52.





### Mini Twist .... with Louese

A. 10:00 – 3:00 PM

Sat. July 16

Explore the art of curved piecing while making this stunning 27"x36" wall quilt. You will learn how easy it is to cut curved pieces with the QCR Mini Ruler, and how simple and fun curved piecing can be. Fee \$48.




### Skyline in the Round

.... with Wendy

A. 10:00 – 4 PM Sat. July 30

Create your very own beautiful Skyline in the round with this fun class. Wendy will help you construct your buildings with the help of the 10° Wedge Ruler and Hoffman's digitally printed fabric. Fee \$50.



### Geese in the Prairie

.... with Wendy

A. 1:00 – 4:00 PM

Tue. Aug. 23 & 30

Flying geese is a very traditional quilt block that can be fun and challenging at the same time. With these large geese, you can have fun with color and large prints. Wendy will show you how to soar! Fee \$52.



### In Flight .... with Robin

A. 1:00 – 4:00 PM Wed. Aug. 24, 31 & Sept. 7

Bring the butterflies into your home this summer with the Frond Design Studio's panel of Life Cycle. The first two classes will be the cutting and assembling of the wall hanging. The third class will be for those who have an embroidery machine (or are thinking about upgrading to one) and would like to learn how to make a 3 dimensional butterfly. Simply attach the 3D butterfly to your finished quilt. It will look like the butterfly has just landed. Fee \$72.



## Intermediate



### Chopsticks .... with Jean

A. 6:00 – 9:00 PM Wed. June 15 & 29

Large and small triangles weave a festive Asian flair with this crisscross design. What a perfect quilt for a sushi picnic; you'll want to pick up Chopsticks and dive right in! This is another wonderful contemporary quilt from Jaybird Quilts and the 60° triangle ruler. Select a collection of fun prints from today's designers and create your very own Chopsticks quilt with Jean, one of our master quilt makers. Fee \$52.



### Between The Lines .... with Robin

A. 1:00 – 4:00 PM

Wed. June 22 & 29

Learn to slice up a panel print and add accenting fabric strips between to make a totally different wall hanging. This stunning quilt top will utilize the Frond Design Studio's Lightning Strike, an impressive panel on its own. Fee \$52.



### Recommended Skill Levels for Sewing Classes:



**Beginner**



**Confident Beginner**



**Intermediate**



**Advanced**

The skill level refers to the sewing experience needed to complete the project within each class category; not the overall sewing experience of the student.



## 🍏 Intermediate (Cont.) 🍏

### Japanese X Quilt

.... with Suzanne

A. 1 – 4:00 PM Wed.  
July 27 & Aug. 10

The Japanese X quilt is a graphic modern quilt popular in today's social media. It uses squares sewn together to create the diagonal design. This quilt is striking when made in a limited color pallet or can be even more beautiful with multiple colors. Fee \$52.



### T-Shirt Quilt .... with Wendy

A. 10:00 – 2:00 PM Fri. Aug. 12 & 19

Gather up those special t-shirts and join Wendy to make a show-stopping pieced t-shirt quilt. Learn to preserve your memories in this keepsake quilt. This makes an awesome graduation gift for that student just going off to college. Fee \$55.



### Fresh & Trendy Quilt .... with Louese

A. 9:00 – Noon Sat. Aug. 20 & 27

Explore the art of curved piecing while making this beautiful quilt. You will learn how easy it is to cut curved pieces with the Quick Curve Ruler. Piecing curves can be quite easy and fun once you learn the secrets to curved success! Louese will guide you through all the basics. Fee \$52.



## Machine Applique

### Basic Applique .... with Susan

A. 1:00 – 4:00 PM Sun. June 12  
B. 4:00 – 7:00 PM Sat. July 16

Sun Bonnet Sue is an old favorite that's perfect for a beginner applique project. Learn the basics of machine applique using a paperback fusible and a variety of your decorative stitches on your machine. One quick design and you'll be hooked. Learn the secrets of easy machine applique with Susan! Fee \$40.



### Sweet Tweet .... with Susan

A. 1:00 – 5:00 PM Thr. June 16 & 30  
B. 1:00 – 5:00 PM Thr. Aug. 11 & 25

Welcome summer with this adorable appliqued quilt. Simple pinwheel blocks are enhanced with fun machine appliqued birds. You will learn more applique techniques and an easy paper piecing method for perfect half and quarter square triangles for the pinwheels. Have fun creating this lovely quilt! Fee \$62.

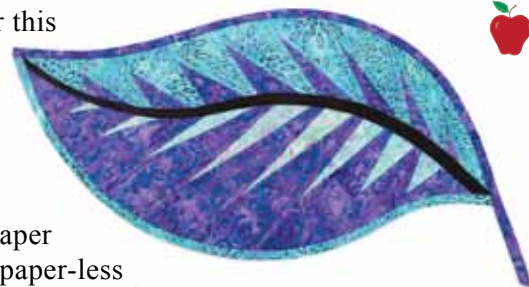


## Paper Piecing

### Paper Pieced Leaves .... with Helen

A. 10:00 – 4:00 PM Fri. Aug. 5

Join Helen for this excellent introduction to fine paper piecing. You will learn the easy freezer paper technique for paper-less paper piecing. Your class project will be this lovely leaf design from Judy Niemeyer. Whether you make them as placemats or wall hangings these stunning leaves will be magnificent. Fee \$50.





# Quilt Finishing Classes

## Machine Quilting, Plus! .... with Marilyn

A. 10:00 – 4:00 PM Sat. Sept. 24



It's not a quilt until it's quilted! Join Marilyn to learn basic machine quilting techniques. Learn how to layer the quilt sandwich and quilt it with stitch-in-the-ditch and straight line quilting. If you have a programmable computerized machine, Marilyn will show you how to do mock hand quilting easily by machine. Then, if you have an embroidery machine, explore computerized quilting in the hoop. Fee \$50.

## Perfect Quilt Binding .... with Marilyn

A. 1:00 – 4:00 PM Tue. Aug. 9

B. 6:00 – 9:00 PM Tue. Aug. 9

Is your quilt binding lumpy and uneven with rounded corners and poor miters? Many prize worthy quilts have failed due to shoddy binding. Learn the basic techniques of applying perfect quilt binding with either straight grain or bias strips. Master continuous bias binding and precise mitered corners on both the front and back sides. Fee \$35.



## Recommended Skill Levels for Sewing Classes:



**Beginner**



**Confident Beginner**



**Intermediate**



**Advanced**

The skill level refers to the sewing experience needed to complete the project within each class category; not the overall sewing experience of the student.

## Free Motion Quilting .... with Helen

A. 10:00 – 4:00 PM Sat. June 18

B. 10:00 – 4:00 PM Wed. July 13



Spend a day with Helen to explore basic free motion quilting techniques. You can start with a small wall hanging or fun panel for your class project. Learn the basic motions and skills needed to let your stitching flow smoothly and effortlessly. Soon you too will be doing amazing free motion designs. Fee \$50.

## Advanced Free Motion Quilting

.... with Helen

A. 10:00 – 4:00 PM Sat. July 23



Take your free motion skills to the next level in this all day class with Helen. Start with a free motion panel and learn to create designs for quilt blocks, borders, and more. Practice feather quilting, curves, straight lines, and various stippling patterns as you learn how to add quilt designs to your project. Fee \$50.



## Sangria Quilt Kit & Support Class



**Sangria** (105'' x 105'')



This new Sangria Quilt was designed by Toni Steere of a **Wing and a Prayer Designs** and utilizes a stunning collection of Timeless Treasures Sangria Tonga Batiks. The quilt is made up of eight different blocks around a larger center block, plus pieced border units. Kits will be available in the colors shown. The fabric kit will include the pattern and all the fabrics for the top, borders, and binding (cost = \$259.95) Or you may purchase a copy of the pattern (cost = \$29.95) and choose your own colors from our extensive selection of gorgeous batiks. This project makes a 105'' x 105'' king sized quilt and is classified as a project for the confident beginner. If you would like some guidance in constructing this project, Jean is offering a companion hands-on class to help you complete Sangria.

### **Sangria Quilt .... with Jean**

**A. 4:30 – 7:30 PM Sat. July 30, Aug. 13, Nov. 5 plus**  
**10:00 – 4:00 PM Sat. Jan. 5**

Join Jean to assemble your version of this stunning new quilt. The first class will help you cut and organize the fabrics for each block. Class 2 will cover construction of the first block and guidelines for the rest of the seven basic blocks. Class 3 will cover the construction of the center block and pieced border. Finally Jean will offer an all day workshop to help you assemble the quilt. Fee \$95.



Center Block

## Open Sewing Classes

### **Make It Mondays - Daytime .... with Wendy & Jean**

**10:00 – 5:00 PM Mon. June 6, 13, 20, 27,**  
**July 11, 18, 25,**  
**Aug. 1, 8, 15, 22**



Do you need more sewing time to get all those unfinished projects completed? Do you need help, motivation, inspiration, or even your very own



cheering section? Then join us for our Make It Monday Sew-in's to finish old projects or start new ones. Bring any sewing, quilting, or embroidery project, your sewing machine or serger, and a sack lunch. Join new and soon to be good friends to stitch the day away! Plan to sew, shop, laugh, and have fun! Join us for only \$8 per session. Register for 10 sessions and get the 11th session free!

## Give Back Sew Days

### **Give Back Fridays .... with Beth & Staff**

**A. 10:00 – 5:00 PM Fri. June 17, July 15 & Aug. 19**



Join Beth and the AQC staff one Friday a month to donate your time and talents for worthy causes in the community. We will support a different



group or charity each quarter. This quarter we will be making approximately 40 fidget mats for the memory care unit at **Parkside Manor Home**. We will also need about 400 shank buttons and lots of ribbon for trim.

Please join us by giving an hour or a day to give back to the community. No special skills are required, just a willingness to help. Appletree Quilting will provide the space, machines, fabric, sewing guidance, plus snacks and chocolate, of course! If you have any clean usable fabric to donate for our causes, we would greatly appreciate it. Bless you.

No charge for this event, just free fun and fellowship plus our thanks and God's blessings!

# Machine Guide Lessons

If you purchased your Viking or BERNINA machine or software from AQC, your guide lessons are FREE and you may repeat them as often as you like (space permitting). If you purchased your machine elsewhere and would like to take your owner's guide lessons with Appletree Quilting, you must register for the complete set of lessons provided for your particular machine or software:

If the class meets: one time, the fee will be \$150;  
two times, the fee will be \$300;  
three times, the fee will be \$450;  
or four times, the fee will be \$600.

Please register for guide classes at least one week prior to the beginning of a class series.

## VIKING Guide Lessons

**Machine Guide Lessons:** Please bring your sewing machine or serger, manual, foot control, power cord, and all the accessories to class. Embroidery machine owners do not need to bring their embroidery units to class until the third week.

### Lessons for Basic Viking Machines

A. 6:30 – 9:00 PM	Tue.	June 7
B. 1:00 – 3:30 PM	Tue.	July 5
C. 6:30 – 9:00 PM	Tue.	Aug. 2
D. 1:00 – 3:30 PM	Tue.	Sept. 13
E. 6:30 – 9:00 PM	Tue.	Oct. 4

This class is for owners of basic Viking sewing machines including 100Q, Eden Rose 250M, Tribute 140M, Emerald 203, 183, 118 and 116, and the E20 or equivalent. This class will cover basic machine operation and maintenance.

### Lessons for Computerized Viking Machines

A. 6:30 – 9:00 PM	Tue.	June 14 & 21
B. 1:00 – 3:30 PM	Tue.	July 12 & 19
C. 6:30 – 9:00 PM	Tue.	Aug. 9 & 16
D. 1:00 – 3:30 PM	Tue.	Sept. 20 & 27
E. 6:30 – 9:00 PM	Tue.	Oct. 11 & 18

This class is for owners of computerized Viking sewing machines including Sapphires, Opals, Eden Rose 250C, Tribute 140C, or equivalent. The first class of each session will cover basic machine operation and maintenance. The second class will cover additional features and programming.

### Lessons for Viking Embroidery Machines

A. 6:30 – 9:00 PM	Thr.	June 9, 16, 23, 30
B. 1:00 – 3:30 PM	Thr.	July 7, 14, 21, 28
C. 6:30 – 9:00 PM	Thr.	Aug. 4, 11, 18, 25
D. 1:00 – 3:30 PM	Thr.	Sept. 8, 15, 22, 29
E. 6:30 – 9:00 PM	Thr.	Oct. 6, 13, 20, 27

This class is for owners of Viking embroidery machines including the Designer Diamond, Designer Ruby, Designer Topaz, or Designer SE. The first two classes of each session will cover sewing machine operation, techniques, and maintenance. The third class will cover machine embroidery

techniques. The fourth class will explore design positioning, on screen customizing, and computer connectivity.

### Lessons for Viking Epic

A. 4:30 – 7:30 PM	Sun.	June 12, 19, 26
B. 1:00 – 4:00 PM	Sun.	July 10, 17, 31
C. 4:30 – 7:30 PM	Sun.	Aug. 7, 14, 21

This class is for owners of the new top of the line Viking Epic embroidery machine.

### Viking Platinum, HandiQuilter & Serger Lessons

By special appointment only. If you purchased your longarm quilter or serger from AQC, your guide lessons are free. If you purchased elsewhere, there will be at a charge of \$75 per hour with a one hour minimum.

**Viking Software Guide Lessons:** Please bring your laptop with the current software installed and your dongle to class. If you need assistance installing your software, please make a special appointment prior to the class dates. We do not have class time for installation.

### Premier Plus Embroidery

A. 2:00 – 4:00 PM	Sun.	June 12 & 26
-------------------	------	--------------

### Premier Plus Cross Stitch

A. 2:00 – 4:00 PM	Sun.	July 10
-------------------	------	---------

### Premier Plus Editor

A. 2:00 – 4:00 PM	Sun.	Aug. 7
-------------------	------	--------

### Premier Plus Ultra Design Creator

A. 2:00 – 4:00 PM	Sun.	Aug. 14 & 21
-------------------	------	--------------

## BERNINA Guide Lessons

**Machine Guide Lessons:** Please bring your sewing machine or serger, manual, foot control, power cord, and all the accessories to class. Embroidery machine owners do not need to bring their embroidery units to class until the third and fourth week.

### Lessons for Bernettes and BERNINA Sewing Machines through the 5 Series

A. 1:00 – 3:30 PM	Tue.	June 7, 14, 21
B. 6:30 – 9:00 PM	Tue.	July 5, 12, 19
C. 1:00 – 3:30 PM	Tue.	Aug. 2, 9, 16
D. 6:30 – 9:00 PM	Tue.	Sept. 13, 20, 27
E. 1:00 – 3:30 PM	Tue.	Oct. 4, 11, 18

This class is for owners of any current Bernette or BERNINA sewing machines including Bernette Seville, London 5, Chicago 5 & 7, and BERNINA 300 and 500 series models purchased from Appletree Quilting Center.

Class #1: Basic machine operation and maintenance for all machines in this category.

Class #2: Additional features and programming for BERNINA 300 and 500 series models.

Class #3: Embroidery features for Chicago 7 and BERNINA 560 (if applicable) and 580.



## BERNINA 7 & 8 Series Embroidery Machines

- A. 1:00 – 3:30 PM Thr. June 2, 9, 16, 23
- B. 6:30 – 9:00 PM Thr. July 7, 21, 28, Aug. 4
- C. 1:00 – 3:30 PM Thr. Aug. 4, 11, 18, 25
- D. 6:30 – 9:00 PM Thr. Sept. 8, 15, 22, 29
- E. 1:00 – 3:30 PM Thr. Oct. 6, 13, 20, 27

This class is for owners of any current BERNINA series 7 or 8 sewing machines including the 710, 740, 750, 770, 780, 790, 880, and 880 Select purchased from AQC.

Class #1: Basic machine operation and maintenance for all machines in this category.

Class #2: Additional features and programming for all machines in this category.

Class #3: Additional features and programming for all machines in this category.  
Plus, introduction to embroidery features for the BERNINA 750, 770 (if applicable), 780, 790, 880, and 880 Select.

Class #4: Additional embroidery features for BERNINA 750, 770, 780, 790, 880 and 880 Select.

If you have purchased a 750 or 770 with embroidery, 780, 790, 880, or 880 Select, please bring your embroidery unit to class #3 and class #4.

### Class & Special Event Policies

Your class fee is due at registration. This guarantees your place in class. Class size is limited. So please register early. Sometimes a great class is cancelled because people wait to the last minute to register. Each class needs a minimum enrollment at least three days before it begins.

Full refunds or store credits will be issued only if the class is cancelled by AQC due to bad weather or insufficient registration. Any class cancellation made by the student must be received 7 days before the class in order to receive a store credit less a \$5 processing fee; no refunds will be given. Credits or refunds are not available on special events.

You will receive a class supply list upon registration. Students will receive a 15% discount off all nonsale fabrics and notions for class supplies. Please inform the sales personnel that you are buying supplies for a class. We truly appreciate your support when purchasing class supplies only from Appletree Quilting Center. No other quilt shop in the mid-Missouri area offers you the quality and selection of classes and fabrics from which to choose. Bring your own sewing machine to class or you may reserve one of our regular class room machines at no additional charge.

**Please be prompt! Everyone's time is valuable.**

**Please do not wear heavy perfume or cologne to class.**

**Please turn cell phones off or to vibrate mode.**

**Please come to class prepared.**

**Please call if you are unable to attend a class session.**

## Golden Apple Clubs

Join us for one or both of our two clubs to learn lots of new sewing, quilting, embroidery, and software techniques. Plus, share great ideas, motivation, tips, problems, and laughter with all your sewing friends at Appletree Quilting Center.

### VIKING Club

**Meets Monthly on the second Saturday at 10:00 AM**

**Jun. 11, Jul. 9, Aug. 13, Sep. 10, Oct. 15, Nov. 12 & Dec. 10**

All customers of AQC are welcome to join regardless of the brand of machine you own. Appletree Viking Club dues are \$75 for the year. Members receive a 10% discount on all nonsale fabric and notion purchases. The discount alone is worth the cost of membership!

### BERNINA Club

**Meets Bi-Monthly on the first Saturday at 10:00 AM**

**Jun. 4, Aug. 6, Oct. 1 & Dec. 3**

All customers of AQC are welcome to join regardless of the brand of machine you own. Appletree BERNINA Club dues are \$40 for the year. Members receive a 10% discount on all nonsale fabric and notion purchases. Join both Viking Club and BERNINA Club for only \$100.

Mail Registration and Class Fee(s) to:

### Appletree Quilting Center

2541 Bernadette Dr.  
Columbia, MO 65203  
446-2655 1-800-269-2655  
sewing@appletreequilting.com

Name \_\_\_\_\_

Address \_\_\_\_\_

City \_\_\_\_\_

State \_\_\_\_\_

Zip \_\_\_\_\_

Daytime Phone \_\_\_\_\_

/

Home Phone \_\_\_\_\_

/

Email \_\_\_\_\_

Title

Section/Dates

Fee

Method of payment: ☐ Check ☐ MC ☐ Visa ☐ Discover

Credit Card No. \_\_\_\_\_

Exp. Date \_\_\_\_\_

Security Code \_\_\_\_\_

Signature \_\_\_\_\_

**BERNINA**

**Husqvarna VIKING**



**Gold Star  
Repair  
Center**

## Appletree Quilting Center

**Web Site & Online Store:**  
**[www.appletreequilting.com](http://www.appletreequilting.com)**

**2541 Bernadette Dr.**

*(North of Columbia Mall)*

**Columbia, MO 65203**

**(573) 446-2655**

**1-800-269-2655**

**OPEN 7 Days a  
Week for Your  
Convenience!**

10 – 5:30 pm Mon. – Thr.  
10 – 5:00 pm Fri. & Sat.  
1 – 4:00 pm Sundays



**Appletree Quilting Center**

**[www.appletreequilting.com](http://www.appletreequilting.com)**



## Adopt a Lightly Used Embroidery Machine & SAVE!



### **Viking Designer Diamond deLuxe**

**SAVE on a Lightly Used Designer Diamond**

**Adoption Special Price:**

**\$3999**

*Price New was \$9999*

This great machine has been thoroughly serviced and updated. It is in excellent condition and comes with hands-on Guide Lessons and AQC in-house warranty.



### **Viking Designer Diamond Royale**

**SAVE on a Lightly Used Designer Diamond**

**Adoption Special Price:**

**\$4999**

*Price New was \$10,999*

This amazing model has been thoroughly serviced and updated. It is in excellent condition and comes with hands-on Guide Lessons and AQC in-house warranty.