



Volume 38 – Number 1

Appletree Quilting Center

Spring/Summer 2023



Poinsettia Pattern by Judy Neimeyer, Class taught by Helen, see page 18 for more details.

WOW!! What a great year we have planned. There is SEW much going on, it's hard to decide where to start and what takes the highest priority. Coming in March is another great OESD Embroidery Event. This June we're delving into uncharted waters by being a vendor at our first quilt show. We are going to be a title sponsor at the Kansas City Regional Quilt Festival. We are also going to sponsor a classroom featuring the Husqvarna/Viking EPIC 95Q sewing machines during the festival. We're bringing in the Creative Design Director for Banyan Batiks for a fun weekend of batik love. Adam and Micki are going to make a return trip for another great Handi Quilter Truck Event. And that is just the first half of the year, I can't wait to show you what we have planned for the last half. Let's make this the best and brightest year ever at Appletree Quilting Center.

It's time to start Stitching in the Kitchen!



In this two-day event, you'll have the opportunity to create 6 coordinating kitchen-themed projects, plus you'll learn valuable embroidery techniques to grow your embroidery knowledge. Gain tons of inspiration as you view a wide variety of embroidery projects on display and learn how to choose the right stabilizer and embroidery tools for almost any type of embroidery project.

MAKE 6 *amazing* PROJECTS!



DATE: March 21 and 22

TIME: 9a-5p

PLACE: Appletree Quilting Center

Come join Karen Gibbs with Northcott Fabrics and Banyan Batiks for a fun time discussing batiks.

June 1 from 7-9 (Trunk Show) - FEE: \$10

(receive a coupon for \$10 OFF Batik purchases for attending the event)

Come and join Karen for her presentation of "For the Love of Batiks". It's a really great, in depth view of batiks, the culture, the changes that have occurred with them, tons of video, tons of photos, tons of insight.

June 2 from 9-5 (Workshop) - FEE: \$99

Join Karen for this wonderful hands-on Workshop using the latest designs from Banyan Batiks all Day Friday. We will make this wonderful table topper using Karen's Cherry Cobbler pattern, which can easily be turned into a full size quilt if you like. Bring your machine and standard sewing supplies and we will supply kits and of course lunch and snacks.



Karen Gibbs is an award-winning textile designer and the Creative Director for Banyan Batiks by Northcott. She has a definite love of batiks. Catch her Thursdays on Facebook Live for "Karen Gibbs: For the Love of Batiks" as she discusses everything to do with batiks. You've seen Karen in various areas of the quilting industry: from online classes, Craft Daily as well as Craftsy, to being featured in consumer publications as well as trade publications for her innovative approaches. Karen is an AQS author and nationally recognized instructor/lecturer. You can find Karen's project patterns that are usually inspired by the batiks she designs, at karengibbsdesigns.com. Make sure to check out her YouTube channel for quilty discussions. Creative Director for Banyan Batiks


I love the process of creation, from color to quilting, seeing inspiration come to life! I am truly inspired by those that take the chance to put their designs and visions out there for others to enjoy. I am passionate about making sure a designer's vision is realized and am quite honored when trusted with those visions to bring them to life.

I'm a Sponsor

AT THE



We're delving into new territory this year. We have decided to sponsor a booth at the Kansas City Regional Quilt Festival this summer in Overland Park, KS. Come visit us in our booth or check out one of the classes we'll be teaching in our Husqvarna/Viking Classroom. We are bringing in Darrelle Anderson, one of Vikings premier educators to do all of the teaching and show off these wonderful machines.



Darrelle Anderson's first love of sewing was in garment construction, she jumped into the quilting world and then embraced machine embroidery, never looking back. She loves to incorporate a mixture of techniques and embellishments to create unique pieces. Being a recovering self-proclaimed "Perfectionist", Darrelle distills her own expertise and ability into simplified techniques consumers can learn to inspire them to create their own fun projects, whetting their appetites for more. Darrelle looks at the sewing machine specialty feet as shoes "a girl can't have too many". Whether it's sewing or creating in embroidery software Darrelle encourages people to express their own style. Let's keep the fun going in sewing.





HandiQuilter Event August 16 thru 20

Class A: Open House Night – (August 15) - **\$10.00** from 6p - 9p

Class B: Day ONE – (August 15) Advanced Pro-Stitcher - **\$149.00** from 9a - 5p

Class C: Days TWO & THREE – (August 16 & 17) Beginning Longarm - **\$299.00** from 9a - 5p

Class D: Days FOUR & FIVE – (August 18 & 19) Advanced Longarm - **\$299.00** from 9a - 5p

Long arm quilting, what is it? Have you been looking at long arms and not sure which one is right for you or maybe just wondering if long arm quilting is your thing. HERE'S THE CHANCE TO TRY IT AND SEE. We're pleased to bring Adam and Micki back to our store for another great Handi Quilter Event. This time it's bigger and better with a truck full of machines to play with. Come and explore all the possibilities of what a long arm quilting machine can do for you. Join Adam and Micki to learn all the ins and outs to make one of these machines sing for you, so you can start to finish all of those quilt tops that you have put together. Set that fear of a big machine aside and learn to love the feeling of finishing your own quilts. All supplies, class materials and of course lunch and snacks are provided!

Class A: is perfect for you to come and play, we will have an open house to try out the machine, come get your hands on the best long arm machine out there.

Class B: Join Adam for a full day of Pro-Stitcher. Learn how to get the most from your Pro-Stitcher and give those quilts the custom quilted look without all of the time trying to do it with free motion and rulers.

Class C and D: We will start with the basics, from loading a quilt to thread, needles and tensions. We'll cover the pitfalls and what to avoid to make the best looking finished quilts. Then we will move on to Free-Motion quilting followed by playing with rulers and templates to get those straight lines and beautiful curves, finishing up on the second day with the secrets of Pro-Stitcher to give your quilts that professional look.



Adam Rateliff grew up in a family of fiber artists. His grandmother could create anything with a needle and embroidery floss; his mother is a very talented sewist, especially with garments and costumes

Adam began quilting in 2012. As a beginner he was in awe of longarm quilters, imagining what it would be like to have the freedom of finishing his quilting projects himself and the creativity it would inspire. After much thought and some good friends for support, he purchased a HQ Infinity® with Pro-Stitcher®, and has been quilting professionally ever since.

Adam enjoys teaching quilting classes at local shops, guilds, and in his home studio. His students are those who are usually found laughing the loudest while working on brand new skills. Adam excels at getting quilters outside of their comfort zone, teaching the best ways to use rulers, free motion, or blending Pro-Stitcher designs with free motion work. His relaxed fun style in and out of class, inspire others to have fun with their journey in quilting.

Adam is also a member of the Handi Quilter Inspiration Squad, and can be found making how-to videos on his YouTube channel at AdamSewFun. He also inspires others through multiple social media platforms, including Facebook and Instagram



Micki Chappelle resides in Hillsboro, Illinois, a rural farming community where she has lived her entire life. She was introduced to her love of sewing through 4-H and doing alterations at a men's clothing store at the young age of 16. Growing up in a family of five children, Micki shared the joy of creating crafts and sewing with her mother, who always made the family's clothing.

Later in life, Micki found her passion for longarm quilting while at a Mothers' Day outing with her sisters, taking their mother to a quilt show. While there, Micki's sister spotted a Handi Quilter machine and said it looked like something she would like. Micki tried the machine and was hooked! After two months of dreaming about the machine and the possibilities of what she could create, and after doing her research as a consumer, she ordered the HQ Fusion® with Pro-Stitcher® and never looked back! Each day she quilts, she looks forward to turning on her machine and spending the day doing what she loves. Micki now also owns the HQ Sweet Sixteen® and all three models of the HQ Stitch machines.



Applique:



Zootropolis 2 with Susan

A. February 27 from 9-1

B. May 16 from 1-5

Fun Zoo animals will be your inspiration for learning the basics of machine applique. Experience the ease of transferring the applique design to a fusible paper backed adhesive and then explore all those wonderful stitches and features on your sewing machine. You decide if one animal is enough, or if after class you wish to make the whole bus load.

FEE: \$45



Beginning Applique with Susan

A. March 3 from 1-4

Whether you have the Cadillac of sewing machines or an Edsel, you can create this beautiful machine applique. First learn Susan's trick for transferring designs to the lightest weight fusible web on the market. Next, we will cut out the designs and see how to overlap designs when cutting and fusing. Then we will explore a variety of your machines decorative stitches to enhance the applique. While stitching you will learn where to start stitching and how to pivot around those pesky corners and curves for a beautiful effect.

FEE: \$35



Dresden Houses with Amy

A. March 27 from 10-2

B. April 26 from 10-2

C. May 22 from 5-9

Join Amy for this fun whimsical Dresden House wall hanging project using the Dresden Plate Ruler. We will piece 20 houses, then add on the embellishments.

FEE: \$45





Beginning Landscape Quilt with Helen and Jackie

A. April 15, 22 and May 6 from 2-5 (1 Class, 3 Sessions)

Have you ever wanted to learn landscape quilting? Then join Jackie and Helen this Spring and have fun making your own landscape quilt. It's sew fun watching your landscape come to life. We will show you how to create your landscape with the step-by-step method.

FEE: \$65



Collage Class with Donna

A. July 11 and August 8 from 10-4 (1 Class, 2 Sessions)

These new collage quilts are all the rage! Come and learn the tricks and tips that make this complex-looking project doable by anyone who can use a pair of scissors. You won't believe how much fun you will have making this. You can choose which one to make from any Laura Heine pattern. Warning – you might not be able to stop with just one!

FEE: \$85



Embroidery:



Quilt Labels with Deb

A. March 8 from 12-5

B. August 9 from 12-5

We will explore making and attaching quilt labels to your quilts. Labels will be created using either Embroidery Digitizing Software -OR- using the built-in functions of your sewing embroidery machine.

FEE: \$45





Hello, Spring Rabbit with Susan

A. March 14 from 1-4

Brush up on those machine embroidery skills with these simple applique in the hoop designs. We will review how to transfer from CD to USB jump drive for ease of loading onto your sewing machine. Hooping techniques and thread choices will be explored before letting your machine to all of the work of stitching.

FEE: \$35



Garden Flag with Deb

A. May 3 from 1-5

Welcome Spring to your garden with this two-sided garden flag. We will go through the steps of hooping, centering and embroidering the design onto the flag. We will embroider a different design on each side of the flag.

FEE: \$45



Sweet Land of Liberty with Susan

A. May 26 from 12-5

Brush up on those machine embroidery skills with these simple applique in the hoop designs. We will review how to transfer from CD to USB jump drive for ease of loading onto your sewing machine. Hooping techniques and thread choices will be explored before letting your machine do all of the work of stitching.

FEE: \$55



Nativity Wall Hanging with Deb

A. August 23 and September 6 from 12-4 (1 Class, 2 Sessions)

We will create a Nativity Wall Hanging using machine embroidery. We will mark the fabric for design placement then stitch the design and assemble the project. Embroidery design provided with class.

FEE: \$45



Recommended Skill Levels for Sewing Classes:



Beginner



Confident Beginner



Intermediate



Advanced

The skill level refers to the sewing experience needed to complete the project within each class category, not the overall sewing experience needed of the student.

Machine Piecing:



Tuesday T-Shirt Tips with Amy

- A. March 7 from 10-12**
- B. April 11 from 10-12**
- C. May 9 from 10-12**
- D. July 18 from 10-12**

Want to know what all fuss is with T-Shirt Quilts? Or just need assistance with stabilizing your T-shirts? Come and use our heat press. Amy will assist you with organizing your Tees, laying them out, and getting them ready for sewing

FEE: \$25



Notches with Donna

- A. March 10 and 17 from 10-4 (1 Class, 2 Sessions)**

This colorful quilt is sure to please! Made entirely from half square triangles, you will learn a fantastic method of making sure those points will be perfect.

FEE: \$85



Baby Pepper with Susan

- A. March 14 and 28 from 9-1 (1 Class, 2 Sessions)**

6 fat quarters and a background makes this bright and fun baby quilt. The top will be constructed using strip piecing for 1 set of blocks. The other set of triangular blocks will be cut using our own template; we will make in class.

FEE: \$65



Sew Dainty with Beth

- A. March 15 from 9-1**
- B. September 13 from 9-1**

Sew excited to sew and show off your favorite fabrics to showcase your favorite hobby. Learn some new techniques to make this a fast and fabulous project. Odd angles and lots of diagonals do not have to be frustrating with our Clearly Perfect Angles Rulers

FEE: \$45



Froggy Tulips with Louese

A. March 31 and April 7 from 1-4 (1 Class, 2 Sessions)

Join Louese to Explore and Expand your curved piecing skills with this new pattern from Sew Kind of Wonderful. Learn all the tricks to make curved piecing your friend with this enjoyable lap quilt.

FEE: \$65



Emerald with Nancy

April 3 and May 1 from 10-4 (1 Class, 2 Sessions)

Originally designed for two fabrics, now converted into a multi-colored versatile quilt. Only 9 blocks were made by utilizing using strip piecing. You decide how many colors to use. Nancy will provide useful tips along the way that can be used with many projects.

FEE: \$85



UnBeWeavable with Deb

A. April 11 and 25 from 1-5 (1 Class, 2 Sessions)

We will be using the X-Block template to create quilt blocks that go together and make an eye-catching quilt. This quilt is not complicated, even though it looks that way, and Deb will share a few tips and tricks that make it even easier.

FEE: \$65



Perfect Pets with Donna

A. April 14 from 10-4

Are you looking for the perfect pet? One that won't shed or chew your slippers? Have we got the quilt for you! This 3-yard quilt can feature cats or dogs, or both and can be expanded to Twin or even Queen/King size. Join Donna for easy piecing and beginning applique.

FEE: \$65





Cat City with Donna

A. April 18 from 10-4

B. June 23 from 10-4

Is there a cat lover in your life? This easy to piece throw will feature your favorite prints and can easily expand to a bed sized quilt. This is a great beginner project.

FEE: \$65



Radiant Quilt with Carol

A. April 21 from 10-4

B. August 22 from 10-4

Looking for a quilt top that looks harder than it is? Grab some Batiks and join Carol for a fun day to make this modern stunner. This quilt top can be finished in a day.

FEE: \$65



Autumn Paths with Jean

A. April 29 and June 3 from 12-6 (1 Class, 2 Sessions)

This traditional quilt features the Adamstown fabric collection from Moda by Jo Morton. One simple block set on point repeats across the quilt. This is a beginner friendly quilt, too!

FEE: \$125



Cat and Bird with Jackie

A. May 2, 9, and 30 from 2-5 (1 Class, 3 Sessions)

Join Jackie for a class that has something for everyone. Curved piecing, miniature quilting, a bit of hand embroidery and applique. We will build 5 blocks in class, puff-fect for a table runner or that's one row of your quilt, or a wall hanging (adorable over a child's bed). You will have all the basics you need! This quilt lends itself to fat quarter bundles.

FEE: \$95




Clubhouse Blues with Louese

A. May 5 and 12 from 1-4 (1 Class, 2 Sessions)

This class is a great introduction to curved piecing. Using the Wonder Curve Ruler you may choose a floral fabric for a more traditional look, or try a batik for a more modern quilt.

FEE: \$65



Commonwealth Table Runner with Donna

A. May 19 and June 9 from 10-4 (1 Class, 2 Sessions)

This classic table runner pattern features a beautiful star block in two sizes. Choose your fabrics to match the seasons – patriotic, spring florals, Christmas... the options are endless. Just imagine how stunning your table will look.

FEE: \$85



Crossroads with Jean

A. May 22 from 10-4

B. July 14 from 10-4

The use of low volume prints gives this quilt a restful background. With the addition of a complimentary dark fabric, the chevron design appears – just like magic.

FEE: \$65



Estrella Quilt with Carol

A. May 23 from 10-4

Large 24" blocks make up this dramatic quilt. Easily add another row or 2 to increase the size or make a few less for a stunning table topper. You'll learn that with careful piecing when mating squares to triangles, which when assembled creates a beautiful result.

FEE: \$65





Hypnotized with Donna

A. May 31 from 10-4

Choose your favorite panel with 8 9" blocks or a beautiful feature fabric and you are well on your way to creating this fun quilt. If you select a border print Donna will show you how to miter your corners for that extra special effect.

FEE: \$65



Aloha with Helen

A. June 20 from 10-4

You will learn how to cut this quilt using the **accuquilt Go!** Prairie Star Die. You will learn how to organize the colors in this quilt to make assembly a breeze. Helen will help you master the technique and take the mystery out of Y-seams.

FEE: \$65



Nine by Nine with Jean

A. July 24 from 10-4

B. September 8 from 10-4

A quilt entirely from 9-patches! You will make 2 sizes for the 9-patch block. This makes a generous size throw quilt for your Christmas decorating.

FEE: \$65



Exploding Heart with Donna

A. July 25 and August 1 from 10-4 (1 Class, 2 Sessions)

This beautiful pattern has taken the quilting world by storm! Choose the colors that make your heart explode with joy! This project is both fat 1/4 and **accuquilt** friendly

FEE: \$85



Tilda Meets Modern Quilt with Carol

A. July 28 and August 4 from 10-4 (1 Class, 2 Sessions)

Fresh and modern, large 15" blocks makes a beautiful result. Fun pattern with lots of tips and tricks. Pick your favorite Tilda collection and come join Carol for a fun 2 session class.

FEE: \$85



Flannel Rag Quilt with Suzanne

A. August 30 from 10-4

This is the easiest quilt you'll ever make! Select several of our beautiful cotton flannels and we will pre-cut and pre-fringe the blocks for you. All you have to do is sew the blocks together! The magic happens when you wash and dry the quilt allowing the pre-fringed seam allowances to bloom. Class fee includes us precutting and pre-fringing your fabric for you.

FEE: \$90



Recommended Skill Levels for Sewing Classes:



Beginner



Confident Beginner



Intermediate



Advanced

The skill level refers to the sewing experience needed to complete the project within each class category, not the overall sewing experience needed of the student.

BEGINNING QUILTING 101:

A. July 19, 26, August 2, 9, 23, 30, September 6, 13 from 6p-9p

Join us for our Beginning Quilting Class taught by the Appletree Quilting Center Staff. Learn all the basics needed to create this wonderful throw sized quilt. From choosing your fabric; to pressing, to cutting, to piecing and all the tricks in between to piece that perfect block. Learn how to set the blocks and add mitered borders and what pitfalls to avoid. Then finish by machine quilting and binding. This is the perfect class to start your quilting journey, or just brush up on some of your skills.

This class meets 8 times over a span of 9 weeks. Notebook and pattern included.

FEE: \$200



Session 1; July 19	Introduction to Fabrics, Colors and Quilting with Eric and Amy
Session 2; July 26	Proper Pressing and Cutting Techniques with Eric
Session 3; August 2	9-Patch Block Construction with Donna
Session 4; August 9	Monkey Wrench Block Construction with Jackie
Session 5; August 23	Squaring Up Blocks and Quilt Top Construction with Jean
Session 6; August 30	Mitered Borders with Eric
Session 7; September 6	Machine Quilting with Marilyn, Amy, and Helen
Session 8; September 13	Perfect Quilt Binding with Jean



Retreat Weekend:

Mystery Quilt with Jean


A. March 24 from 5-10, March 25 from 9-8, and Sunday the 26th as needed

Join Jean for this weekend retreat to make a lovable quilt top. You have to come to the class to see which pattern Jean picked for you this year. You get to pick your complimentary colors and see how this quilt blooms when you start putting it all together.

*Pattern only Available to class attendees. Provided with class fee.

**Maximum Students: 14, so sign up soon to reserve your spot.

FEE: \$130



Paper Piecing:

Lotus Flower with Helen

A. March 4, 18 and April 1 from 2-6 (1 Class, 3 Sessions)

This is a great Judy Niemeyer pattern for beginners to paper piecing, Helen will teach you how to read and understand Judy's directions. Come learn the tips and tricks to make your paper piecing experience a success! You will learn the easiest way to accomplish masterful curved piecing in this project.

FEE: \$95



Paper Pieced Gnome with Helen

A. May 20 from 2-5

Who doesn't love some Fishing gnomes? Helen will share her expertise with this whimsical gnome paper piecing project.

FEE: \$35





Poinsettia with Helen

A. July 15, 22, and 29 from 2-6 (1 Class, 3 Sessions)

This paper piecing is another gorgeous Judy Niemeyer pattern. Helen will teach you how to read and understand Judy's approach to pattern directions. You will learn S-curves when piecing (they really are easy) and Helen will share her tips and tricks to make your paper piecing experience a success.

FEE: \$95



Paper Pieced Crab Bib with Helen

A. August 26 from 10-2

Learn the basics of paper piecing with this adorable bib, Helen will show off her expertise with this wonderful beginner project.

FEE: \$45



Paper Pieced Halloween Cat with Helen

A. September 16 from 2-5

Everyone loves whimsical cats. Come join Helen to learn to paper piece and learn her tips and tricks to make paper piecing fun and exciting.

FEE: \$45



Monthly Programs:

accuquilt Placemats with Donna

Starting in April, Second Saturday each month from 3-5

What a great way to dress up your table and make friends with your **accuquilt Go!** cutting system all at the same time. Use your 8" **Go! Qube** and 2 1/2" **Go! Strip Cutter** and experiment with a wide array of applique dies. Buy the ones you love and use Donna's for the rest. Next year at this time you will be quite the **accuquilt Pro!** There will be bonus sessions at the end where you will learn to design your own placemats. Kits will be available in sets of 2.

Registration FEE: \$25, includes pattern.

Monthly FEE: \$25, price includes kit of 2 placemats.

Additional kits will be available for \$15 per set of 2 placemats



Bag of the Month with Suzanne

A. March 7 from 1-4 (Petit Four Baskets)

B. April 12 from 1-4 (Piecekeeper)

C. May 2 from 10-1 (Call Me)

D. June 5 from 1-4 (Easy Does It)

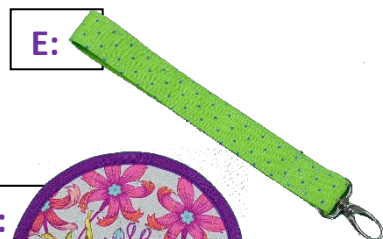

E. July 5 from 1-4 (Carrying Strap and Pad and Wristlet Strap)

F. August 2 from 1-4 (Flipping Out)

G. September 5 from 1-4 (Meshing Around)

We're going back to basics with bag making this spring summer. Join Suzanne for these wonderful basic bag making classes. Take one or all. Each class teaches a different set of skills and builds a great foundation for all your bag making projects.

FEE: \$35 per class



Bags, Totes, Carryalls, and Things for Around the Home:

Bobbin Work Clutch with Beth

A. February 28 from 2-5

B. September 15 from 9-1

Take your sewing to a new level and try our Pearl Cotton Thread in your bobbin case. Both Bernina and Husqvarna/Viking offer a special bobbin case to make this possible. Combine specialty thread with decorative stitches to make your projects bloom.

FEE: \$45



Beginner Bi-Fold Cork Wallet with Carol

A. March 13 from 12-4

Join Carol to learn how to make this cute wallet, that is easy to carry in your pocket. Features a zippered pocket, card slots, and cash pocket. A great gift idea for him or her. We will provide kits with all the needed cork, and hardware, precut and ready for you to sew.

FEE: \$35



Bunny Sisters (or Brothers) with Lisa

March 28 from 3-6

These rabbits are sure to multiply in your sewing room! Using a free pattern from Tilda's World and a trick or two along the way, you can sew up these bunnies in no time at all. This is an easy beginner doll class with plenty of options for the creative advanced sewist or knitter as well.

FEE: 35\$



Trendy Cork Make-up Bag with Carol

A. March 29 from 10-4

B. August 11 from 10-4

Trendy cork and fabric bag for make-up or quilting tools. Pick your focus and interior fabric, cork, and coordinating supplies. You'll love to learn how to make this bag and leave with a finished product.

FEE: \$40





Tri-Fold Cork Wallet with Carol

A. April 28 from 10-2

B. May 10 from 1-4

First choose your kit from two different options, next choose which latching hardware you want, and within a few hours you'll walk out with a finished wallet for yourself or a gift. You'll learn how to sew with cork, install a zipper, and how to install latching hardware.

FEE: \$40



Rope Basket with Deb

A. May 17 from 12-5

We will learn how to create a bowl from rope and embroider a design in the bottom. Special attention on beginning the bowl, turning the bowl to form the sides and finishing the top edge. Also information and tips for embroidering the bottom of the bowl.

FEE: \$45



Feathered Star Pillow with Nancy

A. July 7 and 21 from 10-4 (1 Class, 2 Sessions)

Have you always wanted to tackle a Feathered Star but were too afraid? Let Nancy take that fear away with a simpler technique. No "Y"-seams to deal with. You'll finish as a pillow or a wall hanging, your choice.

FEE: \$65



Fall Fabric Bag with Deb

A. July 19 from 12-5

Make a fall themed gift bag with a machine embroidered front. We will talk about stabilizers and tips for centering embroidery designs on the fabric.

FEE: \$45





Smocked Cuddle Pillow with Louese

A. August 5 and 12 from 1-4 (1 Class, 2 Sessions)

This class explores the technique of North American Smocking on soft Shannon Cuddle fabric. No pleating is necessary! Just mark a grid and discover this fascinating technique while making a unique and soft pillow.

FEE: \$65



Playful Stitching Tote Bag with Donna

A. August 29 and September 12 from 10-4 (1 Class, 2 Sessions)

Come and create a stitch reference catalog unique to your machine, then use your favorite stitches to decorate a beautiful tote bag. Join Donna for a play date.

FEE: \$85



Machine Quilt Finishing Classes:

Beginning Free Motion Quilting with Helen


A. April 4 from 10-4

Spend a day with Helen to explore basic free motion quilting techniques. You may start with a small wall hanging or fun panel for the class project. Learn the basic motions and skills needed to let your stitching flow smoothly and effortlessly. Explore multiple basic design elements in class. Soon you too will be doing amazing free motion quilting.

*Must have free motion foot for sewing machine.

FEE: \$65







Beginning Walking Foot Quilting with Suzanne

A. April 5 from 10-4

Walking foot quilting is one of the easiest ways to quilt on your home sewing machine. It is faster and requires less practice than free motion quilting. We will explore a variety of patterns in class.

*Requires: Walking Foot and knowledge of use on machine.

FEE: \$65



Edge to Edge Quilting in the Hoop with Jean

A. April 24 from 10-4

Put your embroidery machine to good use. Now you can do easy edge to edge quilting in the embroidery hoop. Let Jean help you use this easy-connect quilting technique with specialty embroidery files to do your own Edge 2 Edge quilting projects!

It is sew easy!

FEE: \$65



Beginning Ruler Play with Helen and Jackie

A. June 6 from 10-4


This class will teach you how to quilt with rulers. We will begin with the basics of ruler work and how to set up your machine and work area. Then explore the easy tricks for success. Learn how to plan your design and mark your quilt for best results.

*Prerequisite: Basic Free Motion class or equivalent

Required: Ruler Foot Starter Pack, Sampler Template Set 1, Crosshair Ruler from Westalee

**Need to allow special order of correct ruler foot for your machine 3 weeks prior to start of class.

FEE: \$65



Open Sewing Classes:

Make It Mondays - with Louese & Jean

February 6, March 6, April 10, May 8, June 12, July 10, August 14, September 11 – From 1p - 8p

Remember the second Monday of most months to join Louese and Jean at Appletree Quilting Center for an afternoon and early evening of fun sewing time. Wrap up all those unfinished projects! Come early and stay late! Please consider bringing a dish or snack to share!

Join us for only \$20 per session.

Finish It Friday Evenings - with Jean & Louese

February 17, March 17, April 21, May 19, June 23, July 21, August 25, September 22 – From 5p – 12a

Join Jean and Louese for a night of fun to wrap up all those unfinished projects! Come early and stay late! Please consider bringing a dish or snack to share!

Join us for only \$20 per session.

FREE! Open Sew Thursdays!

A. 10 – 5 PM Every Thursday

It's FREE, no teachers, no instruction. Just you, your machine, and your friends. And maybe some snacks thrown in for fun.

Give Back Sew-In Days:

Give Back Sew-Ins - with Beth, Staff & Friends

Third Monday each month

10 - 4 PM

Join Beth, and the Appletree Quilting Center staff, and our dear customers one day a month to donate your time and talents for worthy causes in the community. We support a variety of different community groups and charities.

Here is our typical planned yearly schedule:

January and February: Book Bags

March and April: Quilts for Nursing Homes

May: Breast cancer pillows

June, July and August: Summer Break, nothing scheduled.

September and October: Pillowcases for "Cases for Smiles".

November: Sew-a-thon, Quilts for foster care.

No special skills are required, just a willingness to help. Appletree Quilting Center will provide the space fabric, sewing guidance, plus snacks and chocolate, of course!

If you have any clean usable fabric to donate for our causes, we would greatly appreciate the donation. There is no charge for **Give Back Sew-Ins**, just free fun and fellowship.

Machine Guide Lessons:

If you purchased your Singer, Viking or BERNINA sewing machine or software from Appletree Quilting Center, your guide lessons are FREE and you may repeat them as often as you like (space permitting). If you purchased your sewing machine elsewhere and would like to take your owner's guide lessons with Appletree Quilting Center, you must register for the complete set of lessons provided for your particular machine or software:

If the class meets:

- one time, the fee will be \$150;
- two times, the fee will be \$300;
- three times, the fee will be \$450;
- four times, the fee will be \$600.

Please register for guide classes at least one week prior to the beginning of a class series.

Please bring your sewing machine or serger, manual, foot control, power cord, and all the accessories to class. Embroidery machine owners do not need to bring their embroidery units to class until the third and fourth week.

Older Sewing, Embroidery Machines, and Serger Guide Lessons:

By special appointment only. If you purchased your older sewing or embroidery machine, or serger, from Appletree Quilting Center, your guide lessons are free. If you purchased elsewhere, there will be a charge of \$75 per hour with a two hour minimum.

Basic Machine Guide Lessons with Beth:

- A. 11 – 1:30 PM – Wednesday – February 1**
- B. 11 – 1:30 PM – Wednesday – March 1**
- C. 11 – 1:30 PM – Wednesday – April 5**
- D. 11 – 1:30 PM – Wednesday – May 3**
- E. 11 – 1:30 PM – Wednesday – June 7**
- F. 11 – 1:30 PM – Wednesday – July 5**
- G. 11 – 1:30 PM – Wednesday – August 2**
- H. 11 – 1:30 PM – Wednesday – September 6**

This special class is for our customers who DO NOT have a Husqvarna/Viking or BERNINA and are in need of basic machine instruction. Please bring your sewing machine, manual, foot control, and power cord. We will cover basic operation and maintenance only. Computerized programming or embroidery will not be covered. Class Fee: \$75.

BERNINA

made to create

BERNINA Guide Lessons bernette, 3/4/5/7/8 Series:

- A. 2 - 4:30PM - Wednesday - February 1, 8, 15, 22
- B. 6 - 8:30PM - Wednesday - February 1, 8, 15, 22
- C. 2 - 4:30PM - Wednesday - March 1, 8, 15, 22
- D. 6 - 8:30PM - Wednesday - March 1, 8, 15, 22
- E. 2 - 4:30PM - Wednesday - April 5, 12, 19, 26
- F. 6 - 8:30PM - Wednesday - April 5, 12, 19, 26
- G. 2 - 4:30PM - Wednesday - May 3, 10, 17, 24
- H. 6 - 8:30PM - Wednesday - May 3, 10, 17, 24
- I. 2 - 4:30PM - Wednesday - June 7, 14, 21, 28
- J. 6 - 8:30PM - Wednesday - June 7, 14, 21, 28
- K. 2 - 4:30PM - Wednesday - July 5, 12, 19, 26
- L. 6 - 8:30PM - Wednesday - July 5, 12, 19, 26
- M. 2 - 4:30PM - Wednesday - August 2, 9, 16, 23
- N. 6 - 8:30PM - Wednesday - August 2, 9, 16, 23
- O. 2 - 4:30PM - Wednesday - September 6, 13, 20, 27
- P. 6 - 8:30PM - Wednesday - September 6, 13, 20, 27

Class #1: Basic machine operation and maintenance.

Class #2: Additional features and programming for all machines in this category.

Class #3: Quilting and BERNINA Stitch Regulator; plus other optional accessories.

Class #4: Additional embroidery features for BERNINA 5, 7, and 8 series.

For the first two classes please bring all the items that came with your machine minus the embroidery module and hoops. If you have purchased a 570 with embroidery, 590, 750, 760 or 770 with embroidery, 780, 790, or 880, please bring your embroidery unit to class #3 and class #4.



JUKI Machine Guide Lessons:

- A. 11 - 1:30 PM - Wednesday - February 8, 15
- B. 11 - 1:30 PM - Wednesday - March 8, 15
- C. 11 - 1:30 PM - Wednesday - April 12, 19
- D. 11 - 1:30 PM - Wednesday - May 10, 17
- E. 11 - 1:30 PM - Wednesday - June 14, 21
- F. 11 - 1:30 PM - Wednesday - July 12, 19
- G. 11 - 1:30 PM - Wednesday - August 9, 16
- H. 11 - 1:30 PM - Wednesday - September 13, 20

Class #1: Basic machine operation and maintenance.

Class #2: Additional features and programming for all machines in this category.

Please bring your sewing machine, manual, foot control, and power cord. We will cover basic operation and maintenance only. Computerized programming or embroidery will not be covered.

Husqvarna/Viking Basic Guide Lessons:

- A. 11 - 1:30 PM - Tuesday - February 7
- B. 11 - 1:30 PM - Tuesday - March 7
- C. 11 - 1:30PM - Tuesday - April 4
- D. 11 - 1:30PM - Tuesday - May 2
- E. 11 - 1:30PM - Tuesday - June 6
- F. 11 - 1:30PM - Tuesday - July 11
- G. 11 - 1:30PM - Tuesday - August 1
- H. 11 - 1:30PM - Tuesday - September 5

This class is for owners of basic Viking sewing machines including 100Q, Eden, Rose, 250M, Tribute 145M, Emeralds 183, 122, 118, and 116, H Class E10 and E20 or equivalent. This class will cover basic machine operation and maintenance.

Husqvarna/Viking Computerized Guide Lessons:

- A. 2 - 4:30PM - Tuesday - February 7, 14
- B. 6 - 8:30PM - Tuesday - February 7, 14
- C. 2 - 4:30PM - Tuesday - March 7, 14
- D. 6 - 8:30PM - Tuesday - March 7, 14
- E. 2 - 4:30PM - Tuesday - April 4, 11
- F. 6 - 8:30PM - Tuesday - April 4, 11
- G. 2 - 4:30PM - Tuesday - May 2, 9
- H. 6 - 8:30PM - Tuesday - May 2, 9
- I. 2 - 4:30PM - Tuesday - June 6, 13
- J. 6 - 8:30PM - Tuesday - June 6, 13
- K. 2 - 4:30PM - Tuesday - July 11, 18
- L. 6 - 8:30PM - Tuesday - July 11, 18
- M. 2 - 4:30PM - Tuesday - August 1, 8
- N. 6 - 8:30PM - Tuesday - August 1, 8
- O. 2 - 4:30PM - Tuesday - September 5, 12
- P. 6 - 8:30PM - Tuesday - September 5, 12

This class is for owners of computerized Viking sewing machines including Brilliance 75Q, Sapphires, Opals, or equivalent. The first class of each session will cover basic machine operation and maintenance. The second class will cover additional features and programming.

Husqvarna/Viking Designer and Designer EPIC Series

- A. 2 - 4:30PM - Thursday - February 2, 9, 16, 23
- B. 6 - 8:30PM - Thursday - February 2, 9, 16, 23
- C. 2 - 4:30PM - Thursday - March 2, 9, 16, 23
- D. 6 - 8:30PM - Thursday - March 2, 9, 16, 23
- E. 2 - 4:30PM - Thursday - April 6, 13, 20, 27
- F. 6 - 8:30PM - Thursday - April 6, 13, 20, 27
- G. 2 - 4:30PM - Thursday - May 4, 11, 18, 25
- H. 6 - 8:30PM - Thursday - May 4, 11, 18, 25
- I. 2 - 4:30PM - Thursday - June 8, 15, 22, 29
- J. 6 - 8:30PM - Thursday - June 8, 15, 22, 29
- K. 2 - 4:30PM - Thursday - July 6, 13, 20, 27
- L. 6 - 8:30PM - Thursday - July 6, 13, 20, 27
- M. 2 - 4:30PM - Thursday - August 3, 10, 17, 24
- N. 6 - 8:30PM - Thursday - August 3, 10, 17, 24
- O. 2 - 4:30PM - Thursday - September 7, 14, 21, 28
- P. 6 - 8:30PM - Thursday - September 7, 14, 21, 28

This class is for owners of the Husqvarna/Viking Designer EPIC, Designer EPIC 2, Brilliance 80, Sapphire 85, Topaz, and Jade embroidery machines or Designer EPIC 95Q and Designer EPIC 980Q domestic quilting machines (only need to attend sessions 1 & 2 for 95Q and 980Q).



Handi Quilter Guide Lessons

These are set by appointment only as needed. We can do this in your house or here in the store. If you purchased your longarm from Appletree Quilting Center, your guide lessons are always **FREE**. If you purchased your machine elsewhere, there will be a charge of \$75 per hour with a two hour minimum, plus drive time if doing in your home.



Software Guide Lessons:

Software guide lessons are offered on an as needed basis with prior scheduling with the respective teacher.

BERNINA Embroidery Guide Lessons:

- A. The Basics and Editing**
- B. Digitizing**
- C. 3D and Special Effects**
- D. Cross Stitcher**

Please bring your laptop with the current software installed to class. If you need assistance installing your software, please make a special appointment prior to the class dates.

Husqvarna/Viking Premier+2 Embroidery Guide Lessons:

- A. Premier Plus Embroidery**
- B. Premier Plus Modify**
- C. Premier Plus Cross Stitcher**
- D. Premier Plus Create**

For Premier+ or Extra need classes A. For Ultra need all 4 classes. Please bring your laptop with the current software installed and your dongle to class. If you need assistance installing your software, please make a special appointment prior to the class dates.

Class & Special Event Policies

Your class fee is due at time of registration. This guarantees your place in class. Class size is limited. So please register early. Sometimes a great class will be cancelled because people wait until the last minute to register. Each class needs a minimum enrollment of three students at least five days before it begins or is subject to cancellation.

Full refunds or store credits will be issued only if the class is cancelled by Appletree Quilting Center due to bad weather or insufficient registration. Any class cancellation made by the student must be received 14 days prior to start of the class to receive a refund of store credit less a \$5 processing fee. Credit or refunds are not available on special events. You will receive a class supply list upon registration, and we will send an email reminder with supply list attached a few days prior to the beginning of your scheduled class. Students will receive a 15% discount off all regular priced fabrics and notions for class supplies, **excludes machine accessories**. Please inform the sales personnel that you are buying supplies for a class.

We truly appreciate your support when purchasing class supplies from Appletree Quilting Center. No other quilt shop in the Mid-Missouri area offers you the quality and selection of classes and fabrics from which to choose. Bring your own sewing machine to class or you may reserve one of our classroom machines at no additional charge.

Please call ahead if you are unable to attend an individual class session.

Golden Apple Clubs

Join us for one, two or all three of our clubs to learn lots of new sewing, quilting, embroidery, and software techniques. Plus, share great ideas, motivation, tips, problems, and laughter with all your sewing friends at Appletree Quilting Center.

MACHINE Club

Meets Monthly on the second Saturday at 10:00 AM

All customers of Appletree Quilting Center are welcome to join regardless of the brand of machine you own. Members receive a 10% discount on all non-sale fabric and notion purchases, the discount also applies to specific machine accessories. Monthly meetings usually include special announcements, demonstrations, Show & Tell, new products, and a special discount on the day of the meeting for attendees.

Appletree Quilting Machine Club dues are \$60 for the year.

Embroidery Club

Meets Monthly on the third Saturday at 10:00 AM

All customers of Appletree Quilting Center are welcome to join. Members receive a 10% discount on all digital designs, embroidery stabilizers, and embroidery thread purchases. Odd months are demonstration/instruction. Even months you bring in your machine to do a project in class, with our helpful guidance.

Appletree Quilting Embroidery Club dues are \$60 for the year.

Accuquilt Club

Meets Monthly on the fourth Saturday at 10:00 AM

All customers of Appletree Quilting Center are welcome to join. Members receive a 10% discount on all **accuquilt Go! Cutters**, **Go! Dies**, and **Go! Qube** purchases. Meetings include Tips, Demos and expert advice on getting the most out of your cutting.

Appletree Quilting accuquilt Go! Club dues are \$60 for the year.

The discount alone is worth the cost of membership!

Join and Save! By joining multiple clubs this allows for a \$10 discount on each registration.

Recommended Skill Levels for Sewing Classes:



.....**Beginner**



.....**Confident Beginner**



.....**Intermediate**



.....**Advanced**

The skill level refers to the sewing experience needed to complete the project within each class category, not the overall sewing experience of the student.

Appletree Quilting Center

www.appletreequilting.com

2541 Bernadette Dr.
Columbia, MO 65203

(573) 446-2655
1-800-269-2655

Store hours: 9AM - 6PM Monday thru Saturday

A publication of Appletree Quilting Center
Eric Nelson and Amy Reilly (Owners)
Established 1985



Authorized Machine Retailer for:

JUKI

BERNINA

made to create



Handi Quilter

 **Husqvarna®**

VIKING®