



We welcome all of the new and returning shoppers to Appletree Quilting Center for the second annual All Missouri Shop Hop. With 100 shops this year we know you had a hard choice of which shops to visit and are so happy you chose to make us one of them.

Please enjoy perusing our class selections for the current Fall/Winter semester. We have some gorgeous quilts and other offerings.

WWW.ALLMISSOURISHOPHOP.COM

All Missouri Shop Hop

MAGAZINE 2023

Event Sponsor:
JAFTEX
CORP.

Fabric Sponsor:
QT fabrics
IMAGINE & CREATE

7
Patterns
Enclosed

Visit our **100**
participating shops
September & October 2023

\$11.50

Shop Hop Magazine

Designer Epic 3 Event

Be the first to get your hands on the all NEW Husqvarna Viking Designer EPIC 3 Sewing and Embroidery Machine.

November 7 & 8

FEE: \$299

There are so many new features! Projection, New Stitches, New Alphabet, Stitch Creator plus a new Embroidery Unit and new Embroidery Techniques.

Take a glimpse at the largest embroidery hoop in the industry and discover more about an embroidery hoop that has never been seen before in the home embroidery market.

More information will follow soon!



Darrelle Anderson's first love of sewing was in garment construction, she jumped into the quilting world and then embraced machine embroidery, never looking back. She loves to incorporate a mixture of techniques and embellishments to create unique pieces. Being a recovering self-proclaimed "Perfectionist", Darrelle distills her own expertise and ability into simplified techniques consumers can learn to inspire them to create their own fun projects, whetting their appetites for more. Darrelle looks at the sewing machine specialty feet as shoes "a girl can't have too many". Whether it's sewing or creating in embroidery software Darrelle encourages people to express their own style. Let's keep the fun going in sewing.

Machine Piecing:

Tuesday T-Shirt Tips with Amy

A. September 5 from 10-12

B. January 16 from 10-12

Want to know what all fuss is with T-Shirt Quilts? Or just need assistance with stabilizing your T-shirts? Come and use our heat press. Amy will assist you with organizing your Tees, laying them out, and getting them ready to sew.

FEE: \$25



National Sew a Jelly Roll Day with Carol

A. September 15 from 9:30 – 5

Let's have a fun day together and celebrate National Sew a Jelly Roll Day together. We'll make a fun and quick jelly roll quilt. This top can be completed in ONE day and is sew much fun to make! Get a jump on a Christmas Gift, Halloween quilt or a new quilt for you to cuddle up with on those cold winter days that are coming. Use a jelly roll or make your own strips using a little yardage with the **accuquilt Go!** 2 1/2" strip die. You'll likely be ready to pick your backing by the end of the day.

FEE: \$35



Twisted Cat with Amy

A. September 25 and October 2 from 10 – 4 (1 class, 2 Sessions)

Come learn the tricks to sewing with the Twister tool and create this unique festive fall scene.

FEE: \$65



Trapunto with Donna

A. September 29 from 10 – 4

This dimensional art form originated in Italy in the 16th century, but we have the advantage of new materials, techniques, and equipment. Pick your favorite panel and we'll make it sew touchable.

FEE: \$45





Save Those Selvages with Amy

A. September 30 from 2 – 6

B. December 20 from 10 – 2

Use your fabric selvages to create fast easy quilt blocks. Blocks can be set in endless variations. Join Amy to learn the tips in sewing selvages. No collection, Amy has plenty to share.

FEE: \$45



Radiant Quilt with Carol

A. October 4 from 9:30 – 5

Looking for a quilt top that looks harder than it is? Grab your choice of fabrics and this modern stunner can be completed in one day, seriously! This can be made with Fat Quarters or running yardage with an option of variety of quilt sizes. It comes together very quickly and makes a perfect gift or to adorn your home. Come join Carol for a fun day of making this quilt.

FEE: \$65



Stellar Sands with Donna

A. October 6 and 13 from 10 – 4 (1 class, 2 Sessions)

This **accuquilt Go!** friendly pattern is made with just 3 different blocks. The pieces are large enough to really show off your favorite fabrics. I love how the stars are staggered around the edges, giving the quilt a fun sense of motion.

FEE: \$55



Flannel Rag Quilt with Suzanne

A. October 7 from 10-4

This is the easiest quilt you'll ever make! Select several of our beautiful cotton flannels and we will pre-cut and pre-fringe the blocks for you. All you have to do is sew the blocks together! The magic happens when you wash and dry the quilt allowing the pre-fringed seam allowances to bloom. Class fee includes us precutting and pre-fringing your fabric for you.

FEE: \$90



Fancy Flanges with Beth

A. October 10 from 1 – 5

Learn a great new technique to add a pop of color to any project. This table runner can easily be expanded.

FEE: \$35



Paper Drop with Donna

A. October 27 and November 10 from 10 -4 (1 class, 2 Sessions)

This Origami looking quilt plays with shadows using dark and light fabrics. It can be cut entirely with the **accuquilt Go!** This pattern is sized for everything from baby to a king-sized quilt.

FEE: \$55



Tilda's Modern Stars with Donna

A. January 12 and February 2 from 10 – 4 (1 class, 2 Sessions)

This traditional quilt block looks fresh and amazing, and it's even **accuquilt Go!** friendly. Choose your favorite fabric line and create a beautiful heirloom for yourself or someone special.

FEE: \$55



Hartford Serger Quilt with Beth

A. January 30 from 1 – 6

Find out the tips and tricks of using your serger to piece quilt tops with straight lines and a few pieces. And it's **accuquilt Go!** friendly.

FEE: \$45




Ultraviolet with Donna

A. January 31 and February 7 from 10 – 4 (1 class, 2 Sessions)

Striking use of darks and lights makes this an eye-catching quilt. Strip piecing speeds this process along and as an extra bonus – NO “Y” seams. This pattern would also look fantastic in Christmas fabrics.

FEE: \$55

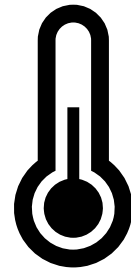


Temperature Quilt with Amy

A. February 6 from 10 – 2

Temperature quilts are beautiful, colorful, fun-to-make fabric mementos of the year to come. Join Amy for ideas and tips on how to make a temperature quilt for yourself!

FEE: \$45



Recommended Skill Levels for Sewing Classes:



Beginner



Confident Beginner



Intermediate



Advanced

The skill level refers to the sewing experience needed to complete the project within each class category, not the overall sewing experience needed of the student.

BEGINNING QUILTING 101:

**A. October 14, 28, November 4, 25, December 2, 16, January 20, 27
from 2 - 6**

Join us for our Beginning Quilting Class taught by the Appletree Quilting Center Staff. Learn all the basics needed to create this wonderful throw sized quilt. From choosing your fabric; to pressing, to cutting, to piecing and all the tricks in between to piece that perfect block. Learn how to set the blocks and add mitered borders and what pitfalls to avoid. Then finish by machine quilting and binding. This is the perfect class to start your quilting journey, or just brush up on some of your skills. This class meets 8 times over a span of 9 weeks. Notebook and pattern included.

FEE: \$200



Session 1; October 14	Introduction to Fabrics, Colors and Quilting with Eric and Amy
Session 2; October 28	Proper Pressing and Cutting Techniques with Eric
Session 3; November 4	9-Patch Block Construction with Donna
Session 4; November 25	Monkey Wrench Block Construction with Amy
Session 5; December 2	Squaring Up Blocks and Quilt Top Construction with Jean
Session 6; December 16	Mitered Borders with Eric
Session 7; January 20	Machine Quilting with Marilyn, Amy, and Helen
Session 8; January 27	Perfect Quilt Binding with Jean



MONTHLY PROGRAMS:

Surrounded with Jean

A. September 9, October 14, November 11, December 9, January 6 from 1 – 2 and February 3 from 10 – 4

This medallion type quilt will be a six-part class. We will meet once a month to learn the blocks for the quilt. The last class will be assembling the top.

FEE: \$95



accuquilt Go! Placemats with Donna

Continuing this Fall and Winter on the Second Saturday each month from 3-5

What a great way to dress up your table and make friends with your **accuquilt Go!** cutting system all at the same time. Use your 8" **Go! Qube** and 2 1/2" **Go!** Strip Cutter and experiment with a wide array of applique dies. Buy the ones you love and use Donna's for the rest. Next year at this time you will be quite the **accuquilt Pro!** There will be bonus sessions at the end where you will learn to design your own placemats. Kits will be available in sets of 2.

Registration FEE: \$25, includes pattern.

Monthly FEE: \$25, price includes kit of 2 placemats.

Additional kits will be available for \$25 per set of 2 placemats.





Home Sweet Home Block of the Month Digitizing with Marilyn Starting Third week in October

A. Monday at 7p - Premier+2 Ultra (both Viking and Pfaff),

B. Tuesday at 7p - mySewnet Platinum (both Viking and Pfaff)

C. Wednesday at 7p - Bernina Designer Plus v8, v8.2, and v9.

Here is a must-have wall hanging to fill that space that just nothing else fits. It is 15" x 53" and features a removable heart for each month of the year. Techniques to be explored and mastered during the year include: appliqué, fill patterns, motif overlays, gradient fill, mock hand stitches, quilting in the hoop and free-standing elements among many others. Class will be taught as both applique and embroidery fill.

Each different software version will have its own session via Zoom on an evening in the week immediately following the second Saturday of the month.

Registration FEE: \$25

Monthly FEE: \$20, price includes pattern.



RETREATS AND WORKSHOPS:

accuquilt Go! Retreat with Beth and Donna

A. September 22 from 5-9 & 23 from 9-5

Join Beth and Donna to learn a new block and add some applique. Enjoy putting your own spin on the project. Lunch on Saturday will be provided.

FEE: \$125



Let's Make a Face Workshop with Carol

A. October 31 and November 1 from 9:30 – 5 (1 class, 2 Sessions)

Come join Carol for a 2 day workshop and learn how to make a portrait from fabrics. We will cover everything from start to finish, from what makes a good photo to use, fabric values, to end quilting, and everything in between. Using various techniques Carol has refined her process in creating these with ease and will share those tips and tricks. These are seriously like creating magic! Perfect for gifts or memory quilts or wall hangings. Plus they are sew much fun to make.

FEE: \$145



The Pineapple Retreat with Helen

A. January 5, 6 & 7 from 10 – 5 each day

New Years Resolution: Learn to Paper Piece? Come join Helen's mini quilt retreat. Helen will teach you how to read Judy Niemeyer's pattern and instructions. She will make your paper piecing fun while you enjoy the paper piecing process, visiting with fellow quilters, and enjoying good food.

FEE: \$125



Applique:

Halloween Windowpane with Deb

A. September 13 & 20 from 2 – 6 (1 class, 2 Sessions)

This fun Halloween applique project is a windowpane style wall hanging that is completed in 4 main sections with sashing and borders added at the end. We will use an iron on adhesive to transfer the patterns and create the appliques. Then machine stitch the appliques to the backing fabric. Finished size is approximately 22" x 30".

FEE: \$65



If the Shoe Fits with Susan

A. October 17 from 1 – 4

Get ready for Halloween with your choice of 3 different beginner applique designs. The pattern suggests pillow, but we can use these patterns to decorate anything you wish. Simple methods for transferring patterns to your project will be used. Then you get to explore all the different stitches and features of your machine to create one of the designs on the background of your choice.

FEE: \$35



Collage Class with Donna

A. October 24 and December 19 from 10-4 (1 Class, 2 Sessions)

These new collage quilts are all the rage! Come and learn the tricks and tips that make this complex-looking project doable by anyone who can use a pair of scissors. You won't believe how much fun you will have making this. You can choose which one to make from any Laura Heine pattern.

Warning – you might not be able to stop with just one!

FEE: \$85



Joy with Susan

A. November 18 from 2 – 6

Create this mandala wall hanging using basic applique techniques. You choose your color way for the type of flower you wish. We will combine accuquilt cutting dies with conventional pattern transferring to get those applique pieces cut. Then the applique pieces will be fused to a block, raw edge stitched and the pieced to make these stung blocks. Kits can be provided.

FEE: \$45



Mod Fish with Donna

A. December 13 and January 3 from 10 – 4 (1 class, 2 Sessions)

Check out these beautiful fish! This lively wall hanging uses raw edge applique combined with super easy improv curved piecing to give the background its motion. Join Donna for this class and we will get along swimmingly!

FEE: \$55



Advanced Landscape with Helen and Jackie

A. January 10, 17 & 24 from 1 – 5 (1 class, 3 Sessions)

Learn to create your own quilting masterpiece! We'll show you how to use a photograph and turn it into an art quilt. We will cover what makes a good photo to use, planning your quilt and demonstrate creating embellishments to add to your quilt.

Requires: Beginning free motion quilting.

FEE: \$100



Embroidery:

Cookie Cabin Free Standing Lace with Deb

A. September 20 from 10 – 2

We'll create this wonderful OESD Free Standing Lace. This project utilizes both applique in the hoop and free-standing lace, Deb will share her tips for both techniques as well as going through the steps to finishing and assembling the Cookie Cabin.

FEE: \$45



Countdown to Christmas with Deb

A. October 8 from 2 – 5

How many days 'til Santa comes? You can track the days with this cute wall hanging by Bird Brain designs. We will stitch out the main pattern, adding chalkboard fabric to change the remaining days. Then we will complete the borders and backing for your finished project.

FEE: \$35



Here Comes Santa with Deb

October 9 & 23 from 10a – 2p (1 class, 2 sessions)

Create this cozy red work quilt to add to your holiday decorating. This machine embroidery project from Bird Brain is a great project for beginning embroiderers to hone those skills to become embroidery masters.

FEE: \$65





Nativity Wall Hanging with Deb

A. October 18 & 25 from 1 – 5 (1 class, 2 Sessions)

Join Deb to create this striking Nativity Wall Hanging. This project has 3 separate motifs and is embroidered onto one piece of fabric. No separate sections that are sewn together after being embroidered. We will finish the design by joining the fabric on the back.

FEE: \$45, class fee includes embroidery design.



Embroidered Rope Bowl with Deb

A. October 25 from 9 – 1

Create a bowl from rope and embroider a cute snowman in the center. We will also be adding fabric strips to put some color in the sides of the bowl. We'll finish your bowl off with slit handles. Special attention will be given to beginning the bowl, turning it to form the sides and finishing the handles and top edge. We'll discuss tips for choosing the best embroidery designs for rope bowls.

FEE: \$50, class fee includes embroidery design.



Christmas Table Runner with Deb

A. November 15 & 22 from 10 – 2 (1 class, 2 Sessions)

This project has a slight farmhouse décor theme. We will embroider the 5 embroidery panels and then assemble them with sashing and borders to create a holiday themed table runner. There is no applique involved, the designs are all created with machine embroidery.

FEE: \$65



Embroidered Holiday Sweatshirt with Deb

A. November 15 from 2 – 5:30

This project combines Christmas and Sewing! We will discuss how to choose a design to embroider on a sweatshirt or other clothing item and how to measure and place the design. We'll talk about which stabilizers to use for this type of embroidery project. You will take home a finished piece at the end of the class.

FEE: \$50, class fee includes embroidery design.



accuquilt Go! Embroidery Snowman Mug Rug with Donna

A. January 23 from 10 - 2

Learn how to combine your accuquilt dies with the cute embroidery designs that are available directly from accuquilt. Applique has never been easier. You will learn all the steps from downloading the design, transferring to a jump drive, cutting the shapes, and pinpoint placement to stitch out this adorable snowman.

FEE: \$35



Recommended Skill Levels for Sewing Classes:



Beginner



Confident Beginner



Intermediate



Advanced

The skill level refers to the sewing experience needed to complete the project within each class category, not the overall sewing experience needed of the student.

Paper Piecing:

Twinkle Star with Helen

A. October 20, November 17, and December 15 from 10 – 2 (1 class, 3 Sessions)

This quilt is a beginner Judy Niemeyer paper pieced quilt. Learn to use Judy's way for paper piecing and create your own masterpiece. Helen will guide you through the instructions and construction of your quilt. By utilizing quiltster.com to audition fabric colors for your quilt.

FEE: \$95




Quilt Finishing:

Beginning Free Motion with Helen

A. September 26 from 10 – 4

Spend a day with Helen to explore basic free motion quilting techniques. You may start with a small wall hanging or fun panel for the class project. Learn the basic motions and skills needed to let your stitching flow smoothly and effortlessly. Explore multiple basic design elements in class. Soon you too will be doing amazing free motion quilting.

FEE: \$65



How Do I Quilt That? With Susan

A. September 30 from 10 – 2

Hurray you've finished piecing your quilt top. Now what? Bring it along to this class and we will explore how to quilt it. You will learn the different types of quilting techniques, batting, and thread and how it contributes to the finished quilt. Where you quilt your own or have someone else quilt it, this class will help you finish the quilt of your dreams. So come along and learn the lingo of quilting design.

FEE: \$45



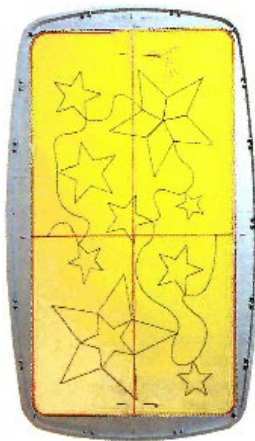
Edge to Edge Quilting in the Hoop with Jean

A. October 30 from 10-4

Put your embroidery machine to good use. Now you can do easy edge to edge quilting in the embroidery hoop. Let Jean help you use this easy-connect quilting technique with specialty embroidery files to do your own Edge 2 Edge quilting projects!

It is sew easy!

FEE: \$65




Beginning Walking Foot Quilting with Suzanne

A. November 3 from 10-4

Walking foot quilting is one of the easiest ways to quilt on your home sewing machine. It is faster and requires less practice than free motion quilting. We will explore a variety of patterns in class.

*Requires: Walking Foot and knowledge of use on machine.

FEE: \$65



Hand Work:

English Paper Piecing with Suzanne

A. November 4 from 10-1

Join Suzanne to learn the art of English Paper while making these fun little hexagons and other shapes. Join them together to create a multitude of different patterns. Explore easy techniques to simplify the process.

FEE: \$35



Bags, Totes, Carryalls, and Things for Around the Home:



Playful Stitching Tote Bag with Donna

A. August 29 and September 12 from 10-4 (1 Class, 2 Sessions)

B. January 19 and 26 from 10 - 4 (1 Class, 2 Sessions)

Come and create a stitch reference catalog unique to your machine, then use your favorite stitches to decorate a beautiful tote bag. Join Donna for a play date.

FEE: \$85





Meshing Around with Suzanne

A. September 5 from 1-4

We're going back to basics with bag making this Fall. Join Suzanne for this wonderful basic bag making class. This class builds a great foundation for all your bag making projects.

FEE: \$35



Making Mischief Table Runner with Amy

A. September 11 from 9 – 1

B. December 11 from 9 – 1

Look out!! It's Halloween and the black cats are getting into mischief. Make this adorable table runner to decorate your fall table. December's class will feature the Christmas holiday.

FEE: \$35



Christmas Tree Skirt with Beth

A. September 19 from 1 – 5

Combine strip piecing and **accuquilt Go!** newest die to create this great circular tree skirt, add Prairie Points for a fabulous finish.

FEE: \$25



Folded Star with Nancy

A. September 22 from 10 – 2

B. December 15 from 2 – 6

Have you always liked folded star trivet but didn't know how to do them? If you can press, fold, and stitch a straight line you can make you own. Trivets, potholders, and quilts are all possible once you learn this technique. They make great Christmas gifts too!

FEE: \$35



Uptown Debbie Brown with Nancy

A. September 27 from 10 – 3

B. January 9 from 10 – 3

A quick and fun way to update your sewing area. Pin cushion and threaded bag can disconnect to be used separately or to just empty the scraps. Bonus bag can be made into a tiny purse for that young lady in your life with just a few adjustments. Wonderful gift for your sewing buddy.

FEE: \$55



Snapshot with Suzanne

A. October 3 from 10 – 4

We will make a zipper top fold over purse with magnetic snaps which can be unfolded to store more. There is a zippered outer pocket to hold your phone or keys. Inside is a gathered fabric pocket. The bag can be configured as a clutch, with a wristlet strap, or shoulder strap.

FEE: \$65



Vintage Style Smocked Pillow with Louese

A. October 10 & 17 from 9-noon (1 class, 2 Sessions)

Here's another take on North American smocking. This time we will make a vintage round smocked pillow using Cuddle fabric. It's just like grandma had in the 50's.

FEE: \$65





Braided Twist Table Runner with Louese

A. October 11 from 1 – 4

This is a fun, easy no quilting, no handwork, no binding table runner made with just 2 contrasting fabrics. Come join Louese to learn the fabulous unique technique.

FEE: \$35





Dimensional Holiday Wreath with Carol

A. November 10 from 5 – 9

B. November 21 from 1 – 4

Join Carol to create a fun dimensional table topper or wreath. These come together like magic. This is a quick and fun project, perfect for gifting this holiday season. Everyone who sees these will want one! Choose your fabrics and we'll create these with a

little bit of applique and faux binding! Yes, you read that correctly, no binding! You'll make one and definitely want to make more.

FEE: \$35



A Place for Everything with Suzanne

A. November 14 & January 2 from 10 – 4

We will make this versatile spacious organizer with a zippered closure that carries tools and supplies. It contains removable pages with mesh or vinyl zippered pockets which can be customized to suit your needs.

FEE: \$95




Chenille Picture Pillow with Beth

A. January 16 from 1 – 4

Learn the art of chenille while making this fun picture pillow. The chenille cutting tool is easy to use and makes this fast and easy. And of course it's accuquilt friendly

FEE: \$25



Beginning Smocking with Louese

A. January 24 from 9 – 12

Explore the basics of delicate geometric hand smocking used in children and adult clothing and heirloom sewing. Learn to hand smock from the master! This class is to get you started with the fundamentals.

FEE: \$35



Christmas Make - N - Takes:

The Twelve Days of Christmas...Appletree style

Just in Time for Holiday Gift Making

The fantastic Appletree staff will once again be hosting a series of **Make It Take It** project classes. Great as last-minute gifts for a special someone or for yourself (you're special too!). The class projects are scaled down to two-hours each (you may need to do a little finishing up at home). We will supply everything you need including the sewing machines, no need to lug in a machine! Of course, you are always welcome to shop the store for extra items.

Each class is \$25.00

- AND -

1 non-perishable food item for the Central Missouri Food Bank

- OR -

1 bag of cat or dog food for CMHS

Starting November 27 thru December 12

More information will be coming in October

All Make -N- Take projects are \$25. We will supply everything, from machines, notions, to patterns and supplies, you just bring yourself and enjoy the fun.

Open Sewing Classes:

Make It Mondays - with Louese & Jean

September 11, October 9, November 13, December 11, January 8 - From 1p - 8p

Remember the second Monday of most months to join Louese and Jean at Appletree Quilting Center for an afternoon and early evening of fun sewing time. Wrap up all those unfinished projects! Come early and stay late! Please consider bringing a dish or snack to share!

FEE: \$20 per session.

Finish It Friday Evenings - with Jean & Louese

September 29, October 20, November 17, January 19 - From 5p - 12a

Join Jean and Louese for a night of fun to wrap up all those unfinished projects! Come early and stay late! Please consider bringing a dish or snack to share!

Join us for only \$20 per session.

FREE! Open Sew Thursdays!

A. 10 - 5 PM Every Thursday

It's FREE, no teachers, no instruction. Just you, your machine, and your friends. And maybe some snacks thrown in for fun.

Give Back Sew-In Days:

Give Back Sew-Ins - with Beth, Staff & Friends

Third Monday each month

10 - 4 PM

Join Beth, and the Appletree Quilting Center staff, and our dear customers one day a month to donate your time and talents for worthy causes in the community. We support a variety of different community groups and charities.

Here is our typical planned yearly schedule:

January and February: Book Bags

March and April: Quilts for Nursing Homes

May: Breast cancer pillows

June, July and August: Summer Break, nothing scheduled.

September and October: Pillowcases for "Cases for Smiles".

November: Sew-a-thon, Quilts for foster care.

No special skills are required, just a willingness to help. Appletree Quilting Center will provide the space fabric, sewing guidance, plus snacks and chocolate, of course!

If you have any clean usable fabric to donate for our causes, we would greatly appreciate the donation. There is no charge for **Give Back Sew-Ins**, just free fun and fellowship.

Machine Guide Lessons:

If you purchased your Singer, Viking or BERNINA sewing machine or software from Appletree Quilting Center, your guide lessons are FREE and you may repeat them as often as you like (space permitting). If you purchased your sewing machine elsewhere and would like to take your owner's guide lessons with Appletree Quilting Center, you must register for the complete set of lessons provided for your particular machine or software:

If the class meets:

- one time, the fee will be \$150;
- two times, the fee will be \$300;
- three times, the fee will be \$450;
- four times, the fee will be \$600.

Please register for guide classes at least one week prior to the beginning of a class series.

Please bring your sewing machine or serger, manual, foot control, power cord, and all the accessories to class. Embroidery machine owners do not need to bring their embroidery units to class until the third and fourth week.

Older Sewing, Embroidery Machines, and Serger Guide Lessons:

By special appointment only. If you purchased your older sewing or embroidery machine, or serger, from Appletree Quilting Center, your guide lessons are free. If you purchased elsewhere, there will be a charge of \$75 per hour with a two hour minimum.

Basic Machine Guide Lessons with Beth:

- A. 11 - 1:30 PM – Wednesday – September 6**
- B. 11 - 1:30 PM – Wednesday – October 4**
- C. 11 - 1:30 PM – Wednesday – November 8**
- D. 11 - 1:30 PM - Wednesday – December 6**
- E. 11 - 1:30 PM - Wednesday – January 3**
- F. 11 - 1:30 PM - Wednesday – February 7**

This special class is for our customers who DO NOT have a Husqvarna/Viking or BERNINA and are in need of basic machine instruction. Please bring your sewing machine, manual, foot control, and power cord. We will cover basic operation and maintenance only. Computerized programming or embroidery will not be covered. Class Fee: \$75.

BERNINA

made to create

BERNINA Guide Lessons bernette, 3/4/5/7/8 Series:

- A. 2 - 4:30PM - Wednesday – September 6, 13, 20, 27
- B. 6 - 8:30PM - Wednesday – September 6, 13, 20, 27
- C. 2 - 4:30PM - Wednesday – October 4, 11, 18, 25
- D. 6 - 8:30PM - Wednesday – October 4, 11, 18, 25
- E. 2 - 4:30PM - Wednesday – November 8, 15, 22, 29
- F. 6 - 8:30PM - Wednesday – November 8, 15, 22, 29
- G. 2 - 4:30PM - Wednesday – December 6, 13, 20, 27
- H. 6 - 8:30PM - Wednesday – December 6, 13, 20, 27
- I. 2 - 4:30PM - Wednesday – January 3, 10, 17, 24
- J. 6 - 8:30PM - Wednesday – January 3, 10, 17, 24
- K. 2 - 4:30PM - Wednesday – February 7, 14, 21, 28
- L. 6 - 8:30PM - Wednesday – February 7, 14, 21, 28

Class #1: Basic machine operation and maintenance.

Class #2: Additional features and programming for all machines in this category.

Class #3: Quilting and BERNINA Stitch Regulator; plus other optional accessories.

Class #4: Additional embroidery features for BERNINA 5, 7, and 8 series.

For the first two classes please bring all the items that came with your machine minus the embroidery module and hoops. If you have purchased a 570 with embroidery, 590, 770 with embroidery, 790, or 880, please bring your embroidery unit to class #3 and class #4.



JUKI Machine Guide Lessons:

- A. 11 - 1:30 PM - Wednesday – September 13, 20
- B. 11 - 1:30 PM - Wednesday – October 11, 18
- C. 11 - 1:30 PM - Wednesday – November 15, 22
- D. 11 - 1:30 PM - Wednesday – December 13, 20
- E. 11 - 1:30 PM - Wednesday – January 10, 17
- F. 11 - 1:30 PM - Wednesday – February 7, 14

Class #1: Basic machine operation and maintenance.

Class #2: Additional features and programming for all machines in this category.

Please bring your sewing machine, manual, foot control, and power cord. We will cover basic operation and maintenance only. Computerized programming or embroidery will not be covered.

Husqvarna/Viking Basic Guide Lessons:

- A. 11 – 1:30PM – Tuesday – September 5**
- B. 11 – 1:30PM – Tuesday – October 3**
- C. 11 – 1:30PM – Tuesday – November 7**
- D. 11 – 1:30PM – Tuesday – December 5**
- E. 11 – 1:30PM – Tuesday – January 2**
- F. 11 – 1:30PM – Tuesday – February 6**

This class is for owners of basic Viking sewing machines including Tribute 150C, Onyx 15, 25, Emeralds 116, 118, and 122, H Class E10 and E20 or equivalent. This class will cover basic machine operation and maintenance.

Husqvarna/Viking Computerized Guide Lessons:

- A. 2 - 4:30PM – Tuesday – September 5, 12**
- B. 6 - 8:30PM – Tuesday – September 5, 12**
- C. 2 - 4:30PM – Tuesday – October 3, 10**
- D. 6 - 8:30PM – Tuesday – October 3, 10**
- E. 2 - 4:30PM – Tuesday – November 7, 14**
- F. 6 - 8:30PM – Tuesday – November 7, 14**
- G. 2 - 4:30PM – Tuesday – December 5, 12**
- H. 6 - 8:30PM – Tuesday – December 5, 12**
- I. 2 - 4:30PM – Tuesday – January 2, 9**
- J. 6 - 8:30PM – Tuesday – January 2, 9**
- K. 2 - 4:30PM – Tuesday – February 6, 13**
- L. 6 - 8:30PM – Tuesday – February 6, 13**

This class is for owners of computerized Viking sewing machines including Brilliance 75Q, Sapphires, Opals, or equivalent. The first class of each session will cover basic machine operation and maintenance. The second class will cover additional features and programming.

Husqvarna/Viking Designer and Designer EPIC Series

- A. 2 - 4:30PM – Thursday – September 7, 14, 21, 28**
- B. 6 - 8:30PM – Thursday – September 7, 14, 21, 28**
- C. 2 - 4:30PM – Thursday – October 5, 12, 19, 26**
- D. 6 - 8:30PM – Thursday – October 5, 12, 19, 26**
- E. 2 - 4:30PM – Thursday – November 2, 9, 30, Dec 7**
- F. 6 - 8:30PM – Thursday – November 2, 9, 30, Dec 7**
- G. 2 - 4:30PM – Thursday – January 4, 11, 18, 25**
- H. 6 - 8:30PM – Thursday – January 4, 11, 18, 25**
- I. 2 - 4:30PM – Thursday – February 8, 15, 22, 29**
- J. 6 - 8:30PM – Thursday – February 8, 15, 22, 29**

This class is for owners of the Husqvarna/Viking Designer EPIC, Designer EPIC 2, Designer EPIC 3, Brilliance 80, Sapphire 85, ALL Topaz Models, and ALL Jade Models of embroidery machines - OR- Designer EPIC 95Q and Designer EPIC 980Q domestic quilting machines (only need to attend sessions 1 & 2 for sewing only machines).



Handi Quilter Guide Lessons

These are set by appointment only as needed. We can do this in your house or here in the store. If you purchased your longarm from Appletree Quilting Center, your guide lessons are always **FREE**. If you purchased your machine elsewhere, there will be a charge of \$75 per hour with a two hour minimum, plus drive time if doing in your home.

Software Guide Lessons:

Software guide lessons are offered on an as needed basis with prior scheduling with the respective teacher.

BERNINA Embroidery Guide Lessons:

- A. The Basics and Editing**
- B. Digitizing**
- C. 3D and Special Effects**
- D. Cross Stitcher**

Please bring your laptop with the current software installed to class. If you need assistance installing your software, please make a special appointment prior to the class dates.

Husqvarna/Viking Premier+2 or mySewnet Embroidery Guide Lessons:

- A. Premier Plus Embroidery**
- B. Premier Plus Modify**
- C. Premier Plus Cross Stitcher**
- D. Premier Plus Create**

For Premier+ or Extra need classes A. For Ultra need all 8 classes. Please bring your laptop with the current software installed and your dongle to class. If you need assistance installing your software, please make a special appointment prior to the class dates.

Class & Special Event Policies:

Your class fee is due at time of registration. This guarantees your place in class. Class size is limited. So please register early. Sometimes a great class will be cancelled because people wait until the last minute to register. Each class needs a minimum enrollment of three students at least five days before it begins or is subject to cancellation.

Full refunds or store credits will be issued only if the class is cancelled by Appletree Quilting Center due to bad weather or insufficient registration. Any class cancellation made by the student must be received 14 days prior to start of the class to receive a refund of store credit less a \$5 processing fee. Credit or refunds are not available on special events. You will receive a class supply list upon registration, and we will send an email reminder with supply list attached a few days prior to the beginning of your scheduled class. Students will receive a 15% discount off all regular priced fabrics and notions for class supplies, **excludes machine accessories**. Please inform the sales personnel that you are buying supplies for a class.

We truly appreciate your support when purchasing class supplies from Appletree Quilting Center. No other quilt shop in the Mid-Missouri area offers you the quality and selection of classes and fabrics from which to choose. Bring your own sewing machine to class or you may reserve one of our classroom machines at no additional charge.

Please call ahead if you are unable to attend an individual class session.

Golden Apple Clubs

Join us for one, two or all three of our clubs to learn lots of new sewing, quilting, embroidery, and software techniques. Plus, share great ideas, motivation, tips, problems, and laughter with all your sewing friends at Appletree Quilting Center.

MACHINE Club

Meets Monthly on the second Saturday at 10:00 AM

All customers of Appletree Quilting Center are welcome to join regardless of the brand of machine you own. Members receive a 10% discount on all non-sale fabric and notion purchases, the discount also applies to specific machine accessories. Monthly meetings usually include special announcements, demonstrations, Show & Tell, new products, and a special discount on the day of the meeting for attendees.

Appletree Quilting Machine Club dues are \$60 for the year.

Embroidery Club

Meets Monthly on the third Saturday at 10:00 AM

All customers of Appletree Quilting Center are welcome to join. Members receive a 10% discount on all digital designs, embroidery stabilizers, and embroidery thread purchases. Odd months are demonstration/instruction. Even months you bring in your machine to do a project in class, with our helpful guidance.

Appletree Quilting Embroidery Club dues are \$60 for the year.

Accuquilt Club

Meets Monthly on the fourth Saturday at 10:00 AM

All customers of Appletree Quilting Center are welcome to join. Members receive a 10% discount on all **accuquilt Go! Cutters**, **Go! Dies**, and **Go! Qube** purchases. Meetings include Tips, Demos and expert advice on getting the most out of your cutting.

Appletree Quilting accuquilt Go! Club dues are \$60 for the year.

The discount alone is worth the cost of membership!

Join and Save! By joining multiple clubs this allows for a \$10 discount on each registration.

Recommended Skill Levels for Sewing Classes:



.....**Beginner**



.....**Confident Beginner**



.....**Intermediate**



.....**Advanced**

The skill level refers to the sewing experience needed to complete the project within each class category, not the overall sewing experience of the student.

Appletree Quilting Center

www.appletreequilting.com

2541 Bernadette Dr.
Columbia, MO 65203

(573) 446-2655
1-800-269-2655

Store hours: 9AM - 6PM Monday thru Saturday

A publication of Appletree Quilting Center
Eric Nelson and Amy Reilly (Owners)
Established 1985



Authorized Machine Retailer for:

JUKI

BERNINA

made to create



Handi Quilter

 **Husqvarna®**

VIKING®