

Time to Sew

Volume 37 – Number 1

Appletree Quilting Center

Summer 2022



Flip to Page 5 to find out more about Marilyn's new Digitizing Block of the Month Starting this Summer!

Join us for this exciting Two-Day Event with Karen Charles –
July 26 and 27 from 9a - 5p

FEE: \$199.00

All machines, materials, supplies, and lunch provided each day



Fantasy Garden

Take a dive into creativity and bring out your inner artist as you embroider and sew your own embroidered collage using our Designer EPIC 2 sewing and embroidery machine. Learn how to quilt your fabric in embroidery, create three-dimensional butterflies and flowers, add some incredible 3D decorative stitches and voila, you have created your own work of art.

Designer | **EPIC™ 2**

Karen Charles is an Event Specialist with SVP Worldwide. She has 25 years of experience in the art of quilting, embroidery, sewing, heirloom and crafting. Karen is known for her enthusiasm in sharing her knowledge with others. Her teaching methods make even the most complicated task achievable for all students. She specializes in continuous machine embroidery techniques, PREMIER+2 Embroidery Software, thread painting, free-motion, heirloom sewing and creative serging. Karen has been published in Quilters Newsletter, Craft Ideas and Designs in Machine Embroidery magazines.



made to create **BERNINA**

Join us for one or two days BERNINA 570 Event - August 19 and 20 from 9a – 5p

\$99.00 per day

All machines, materials, supplies, and lunch provided each day

Getting the most out of your 570!

Come and explore what this fun mid-sized machine can do for you.



Venitta McCall received her first BERNINA, the 801 Sport, in 1979 when she experienced garment sewing using the Stretch and Sew method. She has continued to learn and now teaches BERNINA Embroidery Software classes, as well as many classes on BERNINA sewing and embroidery machines.

Having served as a university professor and administrator, teaching is Venitta's passion! It is most important for her students to experience laughter, fun, learning, and enjoyment with every class she teaches, from beginning quilting to composing basic and complicated embroidery, CutWork, CrystalWork, and painted designs in the BERNINA Software and DesignWorks. The joy of sewing is in the process and the learning that comes from sharing tips, techniques, new ways of stitching, and rethinking what was done in the past and what now can be accomplished with the current technology available with BERNINA machines.

She has enjoyed traveling and working with BERNINA dealers and their customers for over 20 years.

She has worked extensively with all BERNINA software products, machine embroidery, and stitch manipulation techniques. She is an accredited Jenny Haskins Tutor and a certified Hoopsisters™ instructor. One of her specialties is creating beautiful machine embroidered quilts.



Handi Quilter

BY QUILTERS FOR QUILTERS

HandiQuilter Event September 27 thru October 1

Day ONE – (September 27) Advanced Pro-Stitcher - **\$149.00**

Days TWO & THREE – (September 28, 29) Beginning Longarm - **\$299.00**

Days FOUR & FIVE – (September 30, October 1) Advanced Longarm - **\$299.00**



Adam Rateliff grew up in a family of fiber artists. His grandmother could create anything with a needle and embroidery floss; his mother is a very talented sewist, especially with garments and costumes. He remembers, at a young age, sitting and watching his mother create, and one day asked her to teach him how to sew. He retained those skills and built on them throughout his life and finds his joy and happiness helping quilters realize their quilting goals.

Adam began quilting in 2012. As a beginner he was in awe of longarm quilters, imagining what it would be like to have the freedom of finishing his quilting projects himself and the creativity it would inspire. After much thought and some good friends for support, he purchased a HQ Infinity® with Pro-Stitcher®, and has been quilting professionally ever since.

Adam enjoys teaching quilting classes at local shops, guilds, and in his home studio. His students are those who are usually found laughing the loudest while working on brand new skills. Adam excels at getting quilters outside of their comfort zone, teaching the best ways to use rulers, free motion, or blending Pro-Stitcher designs with free motion work. His relaxed fun style in and out of class, inspire others to have fun with their journey in quilting.

Adam is also a member of the Handi Quilter Inspiration Squad, and can be found making how-to videos on his YouTube channel at AdamSewFun. He also inspires others through multiple social media platforms, including Facebook and Instagram



Micki Chappelle resides in Hillsboro, Illinois, a rural farming community where she has lived her entire life. She was introduced to her love of sewing through 4-H and doing alterations at a men's clothing store at the young age of 16. Growing up in a family of five children, Micki shared the joy of creating crafts and sewing with her mother, who always made the family's clothing.

Later in life, Micki found her passion for longarm quilting while at a Mothers' Day outing with her sisters, taking their mother to a quilt show. While there, Micki's sister spotted a Handi Quilter machine and said it looked like something she would like. Micki tried the machine and was hooked! After two months of dreaming about the machine and the possibilities of what she could create, and after doing her research as a consumer, she ordered the HQ Fusion® with Pro-Stitcher® and never

looked back! Each day she quilts, she looks forward to turning on her machine and spending the day doing what she loves. Micki now also owns the HQ Sweet Sixteen® and all three models of the HQ Stitch machines.



Block of the Month

Seasons of Life Software Digitizing

Seasons of Life Software Digitizing Block of the Month with Marilyn **Starts in June**

This new digitizing block of the month from Marilyn features traditional appliqué, fake fur appliqué, and trapunto-like appliqué. Attention will also be given to gradient fill which gives the look of a painting and causes the colors to look differently when observed from various angles.

Motif overlays will add depth to many of the elements. Micro quilting in the hoop along with more commonly used quilting patterns will be included. Super Designs will be used in the digitizing process along with a way to get the needed picture from the Super Design into the picture file so the quilting pattern can go around the design. Creating scallops in the hoop for endless embroidery will be another new technique. Breaking the border appliqué into parts for embroidery is also a new challenge.



Join Marilyn as we explore how the Husqvarna/Viking Premier+2 (Ultra) or mySewnet Platinum software can allow us to create this beautiful project or anything else that may come our way.

FEE: \$25 Registration, \$10 per month



Applique & Embroidery:

Zoo Critters with Susan

June 17 from 1p - 4p

Whether you have the Cadillac of sewing machines or an Edsel, you can create this beautiful machine applique. First learn Susan's trick for transferring designs to the lightest weight fusible web on the market. Next, we will cut out the designs and how overlap designs when cutting and fusing. Then we will explore a variety of your machines decorative stitches to enhance applique. While stitching you will learn where to start stitching and how to pivot around those pesky corners and curves for a beautiful effect.

FEE: \$30





Festive Windsock Pop-ups with Susan

June 20 from 10a - 1p

Learn to use those machine applique skills to make this breezy windsock. We will transfer a repeated pattern of your choice, hem the edges of the tails, and assemble it with the included hardware.

FEE: \$30




Kimberbell Mini Wall Hanging with Deb

July 19 from 1p - 5p

We've got the year all buttoned up with wall hangings, tea towels, and in hoop designs for winter, spring, summer, and fall! **Buttons: Always in Season** features our **Cozy Winter**, **Spring Has Sprung**, **Summer Days**, and **Autumn Splendor** collections. From snowflakes and flowers to ice cream and apples, each design is a beautiful blend of button styles and seasonal smiles. Delight in warm **Summer Days** with hot eats and cool treats! Add these sunny embellishments to quilts, pillows, and so much more.

FEE: \$40



Landscape Quilt with Helen and Jackie

July 23 & 30, August 13 from 2p - 5p (one class, 3 sessions)

Learn to create your own quilting masterpiece! We'll show you how to use a photograph and turn it into an art quilt. We will cover what makes a good photo to use, planning your quilt and demonstrate creating embellishments to add to your quilt.

Requires: Beginning free motion quilting.

FEE: \$90



Collage Class with Donna

August 9 & 23 from 10a - 4p (one class, 2 sessions)

These new collage quilts are all the rage! Come and learn the tricks and tips that make this complex-looking project doable by anyone who can use a pair of scissors. You won't believe how much fun you will have making this. You can choose which one to make from any Laura Heine pattern.

Warning – you might not be able to stop with just one!

FEE: \$80



Machine Piecing:

Haven Kaleidoscope with Donna

June 23 & 30 from 10a - 4p

Join Donna for this beautiful Kaleidoscope quilt utilizing only two fabrics. She will show you how to cut and piece the stripe to make this wonderful pattern. Fabric kits are available.

FEE: \$80



Ships A 'hoy! With Louese

July 1 from 1p - 4p

This is a fun beginner **accuquilt** Class. It is designed to help students learn to read the patterns in the GO! Qube books and calculate yardage needed for patterns. We will discuss general use of the **accuquilt** Go! cutting machines and explore "Smart Stacking" for cutting pieces. You do not need to own an **accuquilt** Cutter, you are welcome to use the store's. If you already own an **accuquilt** Cutter and are wanting to explore its use further, then this class is for you. Makes a perfect baby quilt or wall hanging.

Fee: \$30



Scooch Over with Donna

July 5 from 10a - 4p

Grab your favorite feature fabric and couple it with a few contrasting fabrics and you will be whipping out this quilt in no time. Because there are only 2 blocks, this quilt looks way harder than it is. This would be a great project for a beginner or even an experienced quilter looking for a fast project.

FEE: \$60





T-Shirt Fun with Amy

July 6 & 20 from 1p - 5p (one class, 2 sessions)

Come learn the tips and tricks from Amy on how to piece out these simply wonderful memory quilts with the T-shirts you already have.

FEE: \$60




On Point with Beth

July 8 from 10a - 4p

Explore a simple block that does square in a square piecing to set the block on point and then use the [accuquilt](#) setting triangles to put the top together. You can use any sized [accuquilt](#) Go! Qube!

FEE: \$60



Alpine Blooms with Jean

July 18 from 10a - 5p

Lovely bright fabrics make a summer quilt for the porch or picnic. The block is made from beginning piecing units which are easily assembled into the block to make this stunning complex looking quilt.

FEE: \$60



Flannel Rag Quilt with Suzanne

July 29 from 10a - 4p

This is the easiest quilt you'll ever make! Select several of our cotton flannels and we will pre-cut and pre-fringe the blocks for you. All you have to do is sew the blocks together! The magic happens when you wash and dry the quilt allowing the pre-fringed seam allowances to bloom. Class fee includes us precutting and fringing your fabric for you.

FEE: \$75



Froggy Tulips Quilt with Louese

July 30 & August 6 from 10a - 1p

(one class, 2 sessions)

Join Louese to Explore and Expand your curved piecing skills with this new pattern from Sew Kind of Wonderful. Learn all the tricks to make curved piecing your friend with this enjoyable lap quilt.

FEE: \$60



Charmingly Modern with Donna

August 4 & 25 from 10a - 2p

(one class, 2 sessions)

What a striking quilt this makes with its high contrast and simple shapes! Join Donna to learn how to do easy raw edge applique. These stars only have straight lines and are an easy shape to learn and practice applique.

FEE: \$80





Bellagio with Nancy

August 12 & September 9 from 10a - 3p
(one class, 2 sessions)

This is the ideal project to use that jelly roll you won as a door prize at a club meeting. No Jelly Roll? Quarter yard cuts work perfectly. Three main blocks set on point and a very little matching of points make this versatile pattern. You'll be surprised at how fast it comes together and there's five sizes to choose from.

FEE: \$80



Feathered Star with Helen

August 27 from 1p - 6p

Create this quilt using the Feathered Star Die from your [accuquilt Go!](#) cutting system. You will be amazed to learn Helen's secret to make "Y" seams seem easy.

FEE: \$50



Table toppers and Runners:



Starburst Table Runner with Deb

June 21 from 1p - 6p

Start with a 4-patch and end up with a colorful starburst to create this patriotic table runner. This piece uses the template included with the pattern.

FEE: \$50



Happy Holidays Table Topper with Jean

June 27 from 10a - 2p

This classic design for a table topper is sew easy to make. It is a great for holiday themed fabrics or make one for your home décor gifts.

FEE: \$40



Paper Piecing:

Crazy Cat Lady with Helen

August 6 from 2p - 5p

Come and join Helen for this fun little cat themed quilt and learn the basics of paper piecing while you create this adorable lap quilt. This is a great beginner paper piecing class. Kits will be available in store.

FEE: \$30



Bags, Totes, Carryalls, and Things for Around the Home:

Sew Organized with Nancy

June 28 from 1p - 4p

Misplaced your sewing tools? Now you can have everything you need at your fingertips. Know someone who doesn't sew but has a messy desk? This will work there, too! 2 fat quarters and you're on your way to organization. Pattern includes metal frame.

FEE: \$30



Woven Star with Jackie and Suzanne

June 22 & 29 from 10a - 4p

(1 class, 2 sessions)

Join us for a weaving adventure with two different outcomes. This is either a sew or no sew class, your choice. Pick your colors and your style, and even how you end up using your weaver. Learn how to weave this wonderful pillow with the Wefty Ruler and a 1" Bias tape maker.

FEE: \$80





All A Buzz Apron with Beth

June 24 from 3p - 5p

Pull that serger out you haven't used in years and join Beth to make this adorable apron that has built in pockets and a zipper! This apron is all done on your serger.

FEE: \$20



Playful Stitching Tote Bag with Donna

A. July 15 & August 5 from 10a - 4p

(one class, 2 sessions)

Come and create a stitch reference catalog unique to your machine, then use your favorite stitches to decorate a beautiful tote bag. Join Donna for a play date.

FEE: \$80



Clam up! With Suzanne

July 22 from 10a - 4p

These fun and easy to make, clam bags can be made in one of five different sizes. They are perfect for storing and carrying make-up, sewing supplies, tech gear, and more. Double-slide zippers and handy grab tabs make the bags easy to open wide. Attached side panels prevent contents from falling out.

FEE: \$60



Pop-Up Bucket with Suzanne

August 10 from 10a - 4p

Join Suzanne to learn the easy tricks in creating these useful containers, great for storage and home decor. They also make perfect holiday and housewarming gifts! A heavy-duty metal spring gives this design its support. Can be made in 3 different sizes. Keep the spring up while in use or press down to collapse, secure with an elastic band.

FEE: \$60



The "O" Bag with Susan

A. August 15 & 22 from 1p - 4p
(one class, 2 sessions)

Create this unique bag by using this simplified reversed applique technique. The bag can be made with a magnetic snap and adjustable strap. You can choose from the four different designs, that can be made with fabric or cork.

FEE: \$60



Machine Quilt Finishing Classes:



Beginning Walking Foot Quilting with Suzanne

A. August 27 from 10a - 4p

Walking foot quilting is one of the easiest ways to quilt on your home sewing machine. It is faster and requires less practice than free motion quilting. We will explore a variety of patterns in class.

*Requires: Walking Foot and knowledge of use on machine

FEE: \$60



Open Sewing Classes:

Make It Mondays - with Louese & Jean **Second Monday of Most Months**

Is taking a vacation this summer and will return on September 12

Remember the second Monday of most months to join Louese and Jean at Appletree Quilting for an afternoon and evening of fun sewing time. Wrap up all those unfinished projects! Come early and stay late! Please consider bringing a dish or snack to share! Join us for only \$20 per session.

Finish It Friday Evenings - with Jean & Louese **Usually Third Friday Each Month**

Is taking a vacation this summer and will return on September 23

Join Jean and Louese for a night of fun and time to wrap up all those unfinished projects! Come early and stay late! Please consider bringing a dish or snack to share! Join us for only \$20 per session.

FREE! Open Sew Thursdays!

A. 10 – 5 PM Every Thursday

It's FREE, no teachers, no instruction. Just you, your machine, and your friends. And maybe some snacks thrown in for fun.

Give Back Sew-In Days:

Give Back Sew-Ins - with Beth, Staff & Friends

Third Monday each month

11 - 5 PM

Join Beth, and the Appletree Quilting Center staff, and our dear customers one day a month to donate your time and talents for worthy causes in the community. We support a variety of different community groups and charities.

Here is our typical planned yearly schedule:

January and February: Book Bags

March and April: Quilts for Nursing Homes

May and June: Breast cancer pillows

July and August: Summer Break, nothing scheduled.

September and October: Pillowcases for "Cases for Smiles".

November: Sew-a-thon, Quilts for foster care.

No special skills are required, just a willingness to help. Appletree Quilting will provide the space, machines, fabric, sewing guidance, plus snacks and chocolate, of course! If you have any clean usable fabric to donate for our causes, we would greatly appreciate the donation. Bless you. There is no charge for **Give Back Sew-Ins**, just free fun and fellowship plus our heartfelt gratitude and God's blessings to all!

Machine Guide Lessons:

If you purchased your Singer, Viking or BERNINA sewing machine or software from Appletree Quilting Center, your guide lessons are FREE and you may repeat them as often as you like (space permitting). If you purchased your sewing machine elsewhere and would like to take your owner's guide lessons with Appletree Quilting Center, you must register for the complete set of lessons provided for your particular machine or software:

If the class meets:

- one time, the fee will be \$150;
- two times, the fee will be \$300;
- three times, the fee will be \$450;
- four times, the fee will be \$600.

Please register for guide classes at least one week prior to the beginning of a class series.

Please bring your sewing machine or serger, manual, foot control, power cord, and all the accessories to class. Embroidery machine owners do not need to bring their embroidery units to class until the third and fourth week.

Older Sewing, Embroidery Machines, and Serger Guide Lessons:

By special appointment only. If you purchased your older sewing or embroidery machine, or serger, from Appletree Quilting Center, your guide lessons are free. If you purchased elsewhere, there will be a charge of \$75 per hour with a two hour minimum.

Basic Machine Guide Lessons with Beth:

- A. 11 – 1:30 PM – Wednesday – July 6**
- B. 11 – 1:30 PM – Wednesday – August 3**
- C. 11 – 1:30 PM – Wednesday – September 7**
- D. 11 – 1:30 PM – Wednesday – October 5**

This special class is for our customers who DO NOT have a Husqvarna/Viking or BERNINA and are in need of basic machine instruction. Please bring your sewing machine, manual, foot control, and power cord. We will cover basic operation and maintenance only. Computerized programming or embroidery will not be covered. Class Fee: \$75.

BERNINA

made to create

BERNINA Guide Lessons bernette, 3/4/5/7/8 Series:

- A. 2 - 4:30PM - Wednesday - July 6, 13, 20, 27**
- B. 6 - 8:30PM - Wednesday - July 6, 13, 20, 27**
- C. 2 - 4:30PM - Wednesday - August 3, 10, 17, 24**
- D. 6 - 8:30PM - Wednesday - August 3, 10, 17, 24**
- E. 2 - 4:30PM - Wednesday - September 7, 14, 21, 28**
- F. 6 - 8:30PM - Wednesday - September 7, 14, 21, 28**
- G. 2 - 4:30PM - Wednesday - October 5, 12, 19, 26**
- H. 6 - 8:30PM - Wednesday - October 5, 12, 19, 26**

Class #1: Basic machine operation and maintenance.

Class #2: Additional features and programming for all machines in this category.

Class #3: Quilting and BERNINA Stitch Regulator; plus other optional accessories.

Class #4: Additional embroidery features for BERNINA 5, 7, and 8 series.

For the first class please bring all items that came with your machine minus the embroidery module and hoops. If you have purchased a 570 with embroidery, 590, 750, 760 or 770 with embroidery, 780, 790, or 880, please bring your embroidery unit to class #3 and class #4.



Handi Quilter Guide Lessons

These are set by appointment only as needed. We can do this in your house or here in the store. If you purchased your longarm from Appletree Quilting Center, your guide lessons are FREE. If you purchased elsewhere, there will be a charge of \$75 per hour with a two hour minimum

Husqvarna/Viking Basic Guide Lessons:

- A. 11 - 1:30 PM – Tuesday – July 5**
- B. 11 - 1:30 PM – Tuesday – August 2**
- C. 11 - 1:30PM – Tuesday – September 6**
- D. 11 - 1:30PM – Tuesday – October 4**

This class is for owners of basic Viking sewing machines including 100Q, Eden, Rose, 250M, Tribute 145M, Emeralds 183, 122, 118, and 116, H Class E10 and E20 or equivalent. This class will cover basic machine operation and maintenance.

Husqvarna/Viking Computer Guide Lessons:

- A. 2 - 4:30PM – Tuesday – July 5, 12**
- B. 6 - 8:30PM – Tuesday – July 5, 12**
- C. 2 - 4:30PM – Tuesday – August 2, 9**
- D. 6 - 8:30PM – Tuesday – August 2, 9**
- E. 2 - 4:30PM – Tuesday – September 6, 13**
- F. 6 - 8:30PM – Tuesday – September 6, 13**
- G. 2 - 4:30PM – Tuesday – October 4, 11**
- H. 6 - 8:30PM – Tuesday – October 4, 11**

This class is for owners of computerized Viking sewing machines including Brilliance 75Q, Sapphires, Opals, Eden, Rose, 250C, Tribute 140C, or equivalent. The first class of each session will cover basic machine operation and maintenance. The second class will cover additional features and programming.

Husqvarna/Viking EPIC Series

- A. 2 - 4:30PM – Thursday – July 7, 14, 21, 28**
- B. 6 - 8:30PM – Thursday – July 7, 14, 21, 28**
- C. 2 - 4:30PM – Thursday – August 4, 11, 18, 25**
- D. 6 - 8:30PM – Thursday – August 4, 11, 18, 25**
- E. 2 - 4:30PM – Thursday – September 8, 15, 22, 29**
- F. 6 - 8:30PM – Thursday – September 8, 15, 22, 29**
- G. 2 - 4:30PM – Thursday – October 6, 13, 20, 27**
- H. 6 - 8:30PM – Thursday – October 6, 13, 20, 27**

This class is for owners of the Husqvarna/Viking Designer EPIC, Designer EPIC 2, Brilliance 80, Sapphire 85, Topaz, and Jade embroidery machines or Designer EPIC 95Q and Designer EPIC 980Q domestic quilting machines(only need sessions attend 1-2 for 95Q and 980Q).

Software Guide Lessons:

BERNINA Embroidery Guide Lessons:

- A. The Basics and Editing** - 2 - 4PM - Sunday - June 19, 26
- B. Digitizing** - 2 - 4PM - Sunday - July 10
- C. 3D and Special Effects** - 2 - 4PM - Sunday - July 17
- D. Cross Stitcher** - 2 - 4PM - Sunday - July 31

Please bring your laptop with the current software installed to class. If you need assistance installing your software, please make a special appointment prior to the class dates.

Husqvarna/Viking Premier+2 Embroidery Guide Lessons:

- A. Premier Plus Embroidery** - 2 - 4PM - Sunday - June 19, 26
- B. Premier Plus Modify** - 2 - 4PM - Sunday - July 10, 17
- C. Premier Plus Cross Stitcher** - 2 - 4PM - Sunday - July 31
- D. Premier Plus Create** - 2 - 4PM - Sunday - August 14, 21

For Premier+ or Extra need classes A. For Ultra need all 4 classes. Please bring your laptop with the current software installed and your dongle to class. If you need assistance installing your software, please make a special appointment prior to the class dates.

Class & Special Event Policies

Your class fee is due at time of registration. This guarantees your place in class. Class size is limited. So please register early. Sometimes a great class is cancelled because people wait until the last minute to register. Each class needs a minimum enrollment of three students at least three days before it begins.

Full refunds or store credits will be issued only if the class is cancelled by Appletree Quilting Center due to bad weather or insufficient registration. Any class cancellation made by the student must be received 14 days prior to start of the class to receive a refund of store credit less a \$5 processing fee. Credits or refunds are not available on special events. You will receive a class supply list upon registration, and we will send an email reminder with supply list attached a few days prior to the beginning of your scheduled class. Students will receive a 15% discount off all non-sale fabrics and notions for class supplies. Please inform the sales personnel that you are buying supplies for a class.

We truly appreciate your support when purchasing class supplies from Appletree Quilting Center. No other quilt shop in the mid-Missouri area offers you the quality and selection of classes and fabrics from which to choose. Bring your own sewing machine to class or you may reserve one of our classroom machines at no additional charge. Please call if you are unable to attend a class session.

Golden Apple Clubs

Join us for one, two or all three of our clubs to learn lots of new sewing, quilting, embroidery, and software techniques. Plus, share great ideas, motivation, tips, problems, and laughter with all your sewing friends at Appletree Quilting Center.

MACHINE Club

Meets Monthly on the second Saturday at 10:00 AM

All customers of Appletree Quilting Center are welcome to join regardless of the brand of machine you own. Appletree Machine Club dues are \$60 for the year. Members receive a 10% discount on all non-sale fabric and notion purchases. The discount alone is worth the cost of membership!

Embroidery Club

Meets Monthly on the third Saturday at 10:00 AM

All customers of Appletree Quilting Center are welcome to join. Appletree Embroidery Club dues are \$60 for the year. Members receive a 10% discount on all non-sale fabric and notion purchases. The discount alone is worth the cost of membership!

AccuQuilt Club

Meets Monthly on the fourth Saturday at 10:00 AM

All customers of Appletree Quilting Center are welcome to join. Appletree **accuquilt** Club dues are \$60 for the year. Members receive a 10% discount on all non-sale fabric and notion purchases. The discount alone is worth the cost of membership!

Recommended Skill Levels for Sewing Classes:



.....**Beginner**



.....**Confident Beginner**



.....**Intermediate**



.....**Advanced**

The skill level refers to the sewing experience needed to complete the project within each class category, not the overall sewing experience of the student.

Appletree Quilting Center

www.appletreequilting.com

2541 Bernadette Dr.
Columbia, MO 65203

(573) 446-2655
1-800-269-2655

Store hours: 9AM-6PM Monday thru Saturday

A publication of Appletree Quilting Center
Eric Nelson and Amy Reilly (Owners)
Established 1985



Authorized Retailer for:

JUKI

BERNINA



Handi Quilter

 **Husqvarna®**

VIKING®