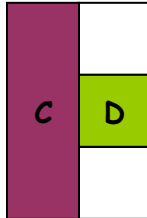


CLUE 3

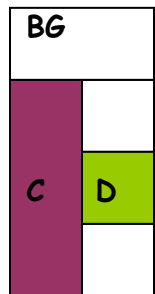
Gather 18 $2\frac{1}{2}$ " background squares, 9 $2\frac{1}{2}$ " \times $4\frac{1}{2}$ " background rectangles, 9 D $2\frac{1}{2}$ " squares and 9 C $2\frac{1}{2}$ " \times $6\frac{1}{2}$ " rectangles. Sew two background squares on each side of the D squares. Press in one direction. Make nine.



Sew a C $2\frac{1}{2}$ " \times $6\frac{1}{2}$ " rectangle on the LEFT side of the strip. Press to C.



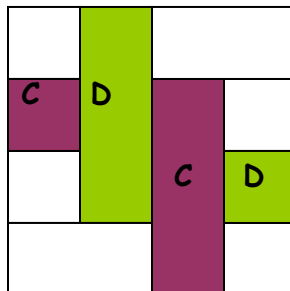
Sew a background rectangle to the TOP of the unit. Press to background.



This is UNIT 2
Make 9

CLUE 4

Gather units 1 and 2 and sew together as shown. Make sure you line up your suspects on the right side for the identity parade or they cannot be properly shown to your witness.



Make 9 Trim to $8\frac{1}{2}$ "?

Press in one direction