




#### Step 4 should be:

You will line up the strips as your monthly pattern tells you. Sometimes wrong sides together, or strip right side up, or wrong side up. \*This is important as you want your side triangles to match up on either side of the large triangle.



**Note:** you have cut the fabric slightly larger on the **LEFT** side of the triangles, so that you have extra to trim later if needed.

FIRST TRIM STRIP EVEN

IF, YOU WANT FUDGE FACTOR – MOVE YOUR RULER A FRACTION TO THE **RIGHT** BEFORE YOU CUT THE DIAGONAL (EXTRA FABRIC ON THE LEFT)

ROTATE AND CUT AGAIN. MOVE THE RULER A FRACTION TO THE **RIGHT** FOR FUDGE FACTOR (EXTRA FABRIC ON THE LEFT)