

SVP WORLDWIDE

Create a mySewnet™ account

Create a *mySewnet*[™] account

You can create a *mySewnet*[™] account from:

- www.mysewnet.com
- *mySewnet*[™] enabled sewing machine
- *mySewnet*[™] apps


Welcome to mySewnet™

Inte säker | www.mysewnet.com

Appar UX UX Strategy Maps | Custellence System Dashboard - P202 ICON - JIRA All current sewing ma Dashboard - PFAFF®


mySewnet™

Explore all the benefits of your own mySewnet™ account. Choose your sewing machine brand below.




HUSQVARNA VIKING® premium sewing machines have been produced using world-renowned Swedish engineering and sewing expertise since 1872. The mySewnet™ Portal gives you easy access to your mySewnet™ account details, machine documentation and more. Plus our innovative sewing and embroidery machine DESIGNER EPIC™ enables you to store and access your designs via WiFi, from anywhere, via the mySewnet™ Cloud storage.

[go to mySewnet™ HUSQVARNA VIKING®](#)



Enter your log-in details or create a new mySewnet™ account and find machine documentation and more at the PFAFF mySewnet™. PFAFF® delivers precision to the most demanding sewers by offering maximum control and customization.

[go to mySewnet™ PFAFF®](#)



Enter your log-in details or create a new account to register SINGER products, sign up for our newsletter or access on-line downloads. By making simple, easy to use machines, SINGER® has introduced the craft of sewing to people around the world.

[go to mySewnet™ SINGER®](#)

Go to www.mysewnet.com

mySewnet™ - Pfaff

https://pfaff.mysewnet.com

mySewnet™

Change Country/language
English - United States

See all latest news?
www.pfaff.com

PFAFF
Perfection starts here.™

MY MACHINES MY PROFILE REGISTER MY MACHINE

CREATE MYSEWNET ACCOUNT SIGN IN

WELCOME TO MYSEWNET™

mySewnet™ is designed to give you easy and convenient access to information needed to enhance your sewing and embroidery experience. You can now easily manage your mySewnet™ Account details, machine documentation and mySewnet™ Cloud based embroidery files.

WHAT MAKES THE SEWING RESULT SO PERFECT?

Original IDT™ System – Integrated Dual Feed from PFAFF®. The ultimate in piecing perfection.

NEED INSPIRATION?

Masters of their craft don't wait for inspiration to appear — they chase it. And there's no better place to begin than right here. Explore sewing projects, inspiration, techniques and much more!

LOOKING FOR A NEW MACHINE?

Pure creative endeavors require tools that offer freedom — and precision. Luckily, you've come to the right place for both. Just tell us what you're looking

Select “Create mySewnet Account”

The screenshot shows a web browser window with the address bar displaying "https://pfaff.mysewnet.com/Account/Register". The page header includes the "mySewnet" logo, a language dropdown set to "English - United States", a link to "See all latest news? www.pfaff.com", and social media icons for Facebook, Pinterest, YouTube, Instagram, and Twitter. The Pfaff logo with the tagline "Perfection starts here." is also present. A navigation bar contains links for "MY MACHINES", "MY PROFILE", "REGISTER MY MACHINE", "CREATE MYSEWNET ACCOUNT", and "SIGN IN".

CREATE MYSEWNET ACCOUNT

Create a new mySewnet™ Account.

WHY A MYSEWNET™ ACCOUNT?

mySewnet™ is designed to give you easy and convenient access to information needed to enhance your sewing and embroidery experience. With an account you can access machine documentation, mySewnet™ Cloud and more.

CREATE AN ACCOUNT WITH PERSONAL LOGIN DETAILS

MySewNet is not intended for users under the age of 13 and we do not knowingly collect personally identifiable information from users under the age of 13. Such users are expressly prohibited from registering for a MySewNet account, submitting their personally identifiable information to us, and/or using any portions of the site for which registration is required. Are you 13 years of age or older?*

☐ Yes

First Name*

Last Name*

E-mail*

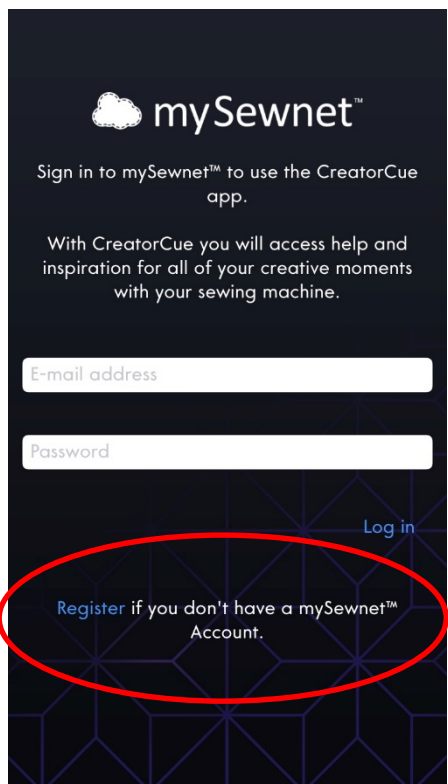
Password*

Confirm Password*

*Required fields

REGISTER

Fill in the form, press "Register"



mySewnet™

Sign in to mySewnet™ to use the CreatorCue app.

With CreatorCue you will access help and inspiration for all of your creative moments with your sewing machine.

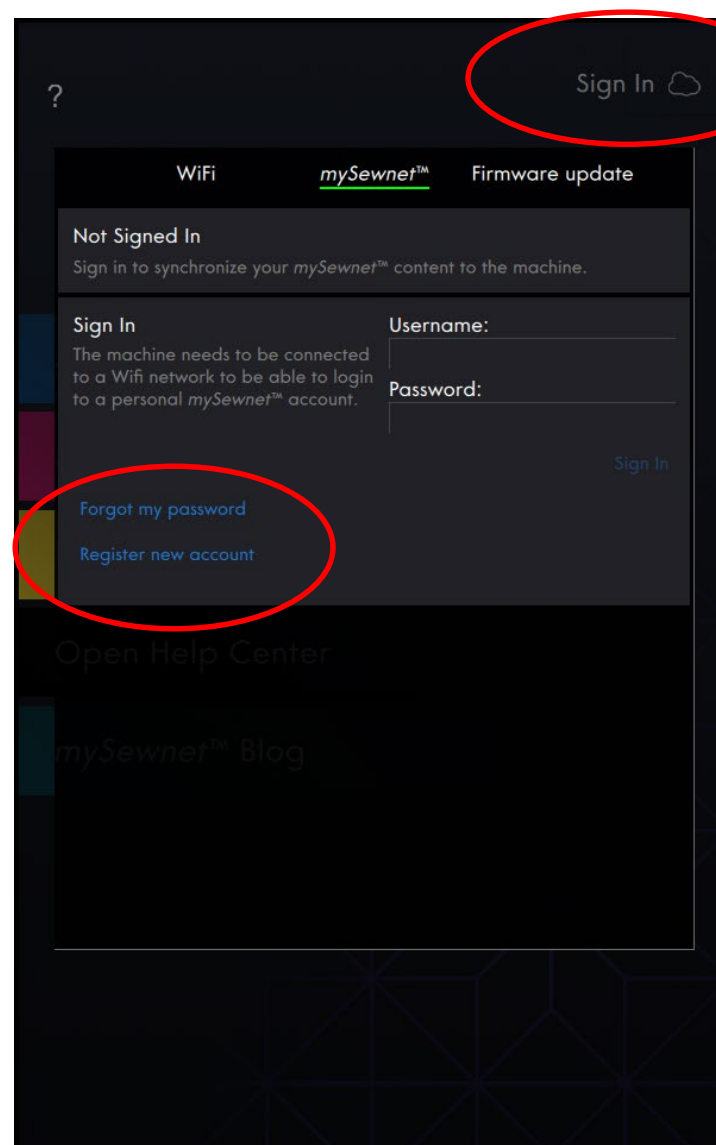
E-mail address

Password

Log in

Register if you don't have a mySewnet™ Account.

In CreatorCue app you press "Register" to create an account.



?

Sign In

WiFi mySewnet™ Firmware update

Not Signed In

Sign in to synchronize your mySewnet™ content to the machine.

Sign In

The machine needs to be connected to a Wifi network to be able to login to a personal mySewnet™ account.

Username:

Password:

Sign In

Forgot my password

Register new account

Open Help Center

mySewnet™ Blog

In your mySewnet™ enabled machine, press cloud icon to create an account. Note that you can also change password if you have forgotten it.

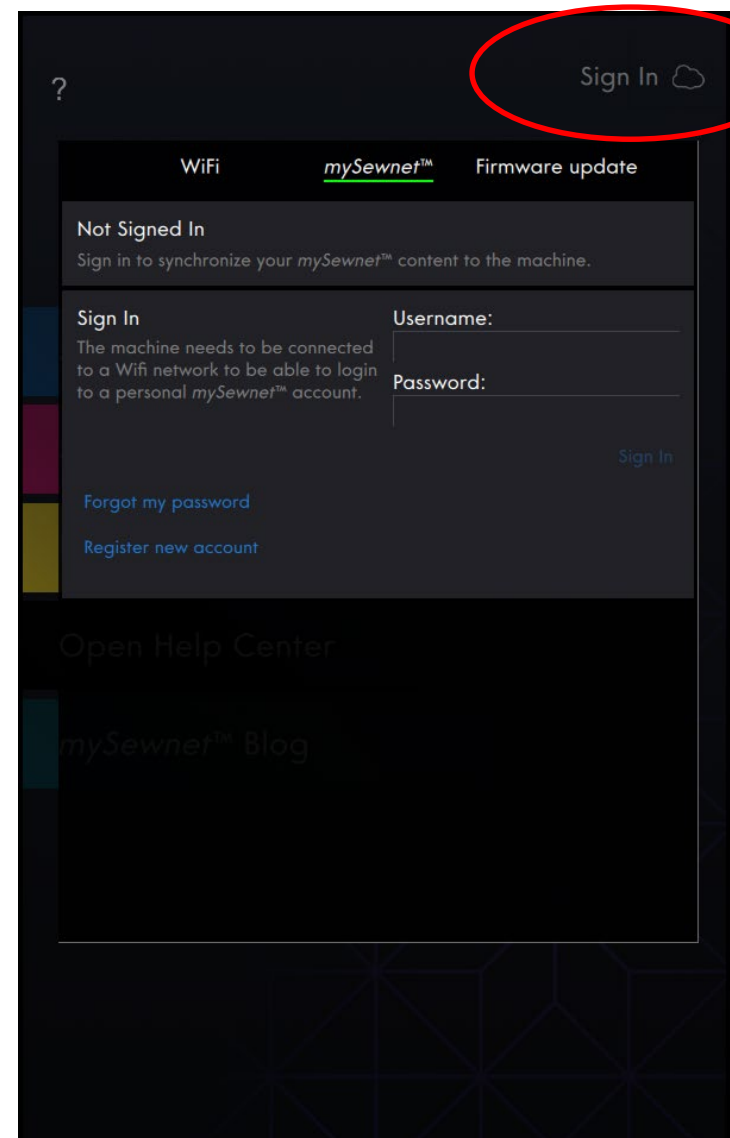
The *mySewnet*™ Cloud storage area will become active if:

You log in from a *mySewnet*™ enabled machine

or

in PREMIER +™ 2

You will get cloud storage if you sign in to *mySewnet*™ Project Creator as well.
(Feature will be released Q1 2019)



mySewnet™ Cloud - Pfaff

https://pfaff.mysewnet.com/SewNet

mySewnet™

Change Country/language
English - United States

See all latest news?
www.pfaff.com

PFAFF
Perfection starts here.™


MY MACHINES MY PROFILE REGISTER MY MACHINE MYSEWNET™ CLOUD HELLO, LINDA SIGN OUT

MYSEWNET™ CLOUD

Upload, download and organize your embroidery files anywhere. mySewnet™ Cloud gives you 100MB Cloud storage space for your personal embroidery and stitch files.

mySewnet™ Quick Start Guide

Get a flash start with the mySewnet™ Services and how to synchronize the embroidery designs with the mySewnet™ Quick Start Guide



Downloads

Download and install the mySewnet™ Cloud Sync Tool For PC

Download and install the mySewnet™ Cloud Sync Tool For MAC

Always know the status of your embroidery even if you're not in the room with the mySewNotice and ImageStitch Apps. Download them for FREE from:

SewNotice

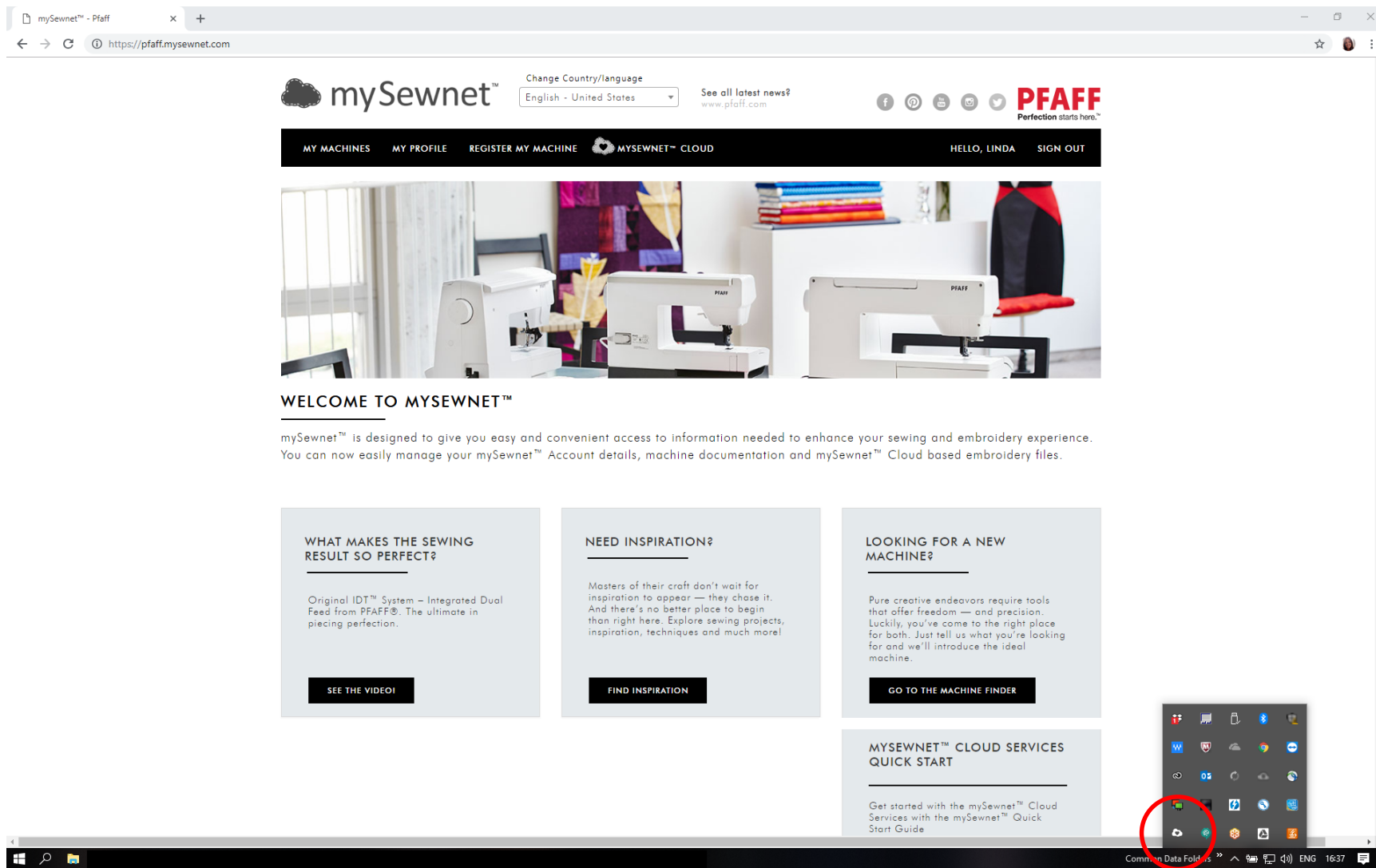
ImageStitch

Premier+ 2

↑ UPLOAD FILES ADD A FOLDER

mySewnet™ Cloud >

To get the *mySewnet*™ Cloud folder to your computer download the Sync Tool.



When installation is completed you will find your *mySewnet*™ Cloud folder here:
 C:\Users\yourname\mySewnet Cloud

And here