


Inspiration through **INNOVATION**

2022-2023 PRODUCT LINEUP



brother
at your side

SEWING | QUILTING | EMBROIDERY | CRAFTING





The History of Brother

OVER 100 YEARS OF INSPIRATION AND REVOLUTION

With over 100 years of unequalled growth and innovation, Brother continues to be an industry leader in the home sewing and crafting communities. What started as an ordinary sewing machine repair company back in 1908 has expanded to a global leader for commercial manufacturing and home hobbyists.

Groundbreaking technology has always been prominent for Brother, as new machines continue to integrate technologies designed to simplify virtually any sewing task. With a line of premier six- and ten-needle embroidery machines and cutting-edge sewing machines (complete with laser guides and high-definition display screens) to electronic cutting machines that can scan individual artwork, Brother continues to push the boundaries of creativity. In 2022, with the production of the 70th million sewing machine recently, Brother added another essential milestone to its already celebrated history.

Revolutionary innovation is what Brother produces, and when in the hands of artists, makers, and crafters, imagination and inspiration come to life.

SEWING & EMBROIDERY



LUMINAIRE 3

Innov-is XP3

LUMINAIRE 3 INNOV-IS XP3

- 192 built-in Disney designs
- Enhanced StitchVision Technology* for precise positioning of designs and stitches
- Unique design techniques, such as yarn couching, long-stitch and large connect embroidery designs
- Mobile App compatibility – My Stitch Monitor, My Design Snap and Artspira¹
- Fine-tip stylus pen included for improved drawing techniques
- 17 included accessory feet, including the Compact MuViT Digital Dual Feed Foot, and an improved Multi-Function Foot Controller
- 65 square inches of workspace – 13.1" from needle-to-arm
- Generous 10 5/8" x 16" embroidery area
- Large 10.1" built-in, high-definition LCD display with capacitive technology
- Artspira Mobile App – Download designs or make your own embroidery designs by drawing on your mobile device
- My Connection feature – When connected to a wireless network, send files back and forth between your machine and select ScanNCut DX machines

* In some cases, there may be some difference between the projector view and the actual embroidery stitchout, based on materials used.



869

Built-in
Sewing
Stitches



1,554

Built-in
Embroidery
Designs




25

One-Step
Auto-Size
Buttonhole
Styles

DID YOU KNOW?

The XP3 can now talk to the ScanNCut DX Innov-is Edition machines. Use the My Connection tile on the ScanNCut DX home screen to utilize the Send/Retrieve function between the ScanNCut DX and the XP3. Exclusive to the SDX325 and SDX330D.

Requires connection to wireless network.



QUILT BROIDERY

The Luminaire series has 5 options of two-color quilting sash designs, which are perfect for creating eye-catching, colorful borders. Building upon the sensation of the auto-split designs, enjoy 5 hexagon shapes to give you more options. Then, choose from either single- or triple-stitch for quilt sashing your stitches, so they stand out on your projects. We call it 'Quiltbroidery.'

SEWING & EMBROIDERY

STELLAIRE

STELLAIRE INNOV-ÍS XJ1

- 101 built-in Disney designs
- 56 square inches of workspace – 11" from needle-to-arm
- Large embroidery area of 9.5" x 14"
- Brother-exclusive My Design Center – Built-in software for virtually endless design possibilities
- My Design Snap Mobile App¹ for background, line art, and illustration scan
- Large 10.1" built-in high-definition LCD display
- Wireless LAN Capability – Send files from your PC to your machine via the free downloadable software Design Database Transfer¹ (no USB required)
- Artspira Mobile App¹ – Download designs or make your own embroidery designs by drawing on your mobile device
- My Connection feature – When connected to a wireless network, send files back and forth between your machine and select ScanNCut DX machines

727

Built-in
Sewing
Stitches



727

Built-in
Embroidery
Designs



24

Embroidery
Fonts



Essence

INNOV-ÍS VM5200

- Automatically raise or lower your presser foot after trimming
- Large embroidery area of 8" x 12"
- Flexible presser foot height settings
- Pivot function for fast and easy fabric manipulation
- 11.25" workspace to handle your larger projects with ease

715

Built-in
Sewing
Stitches



318

Built-in
Embroidery
Designs



17

Embroidery
Fonts



INNOV-ÍS NQ3700D

- 55 built-in Disney designs
- WLAN-enabled
- Maximum embroidery area of 6" x 10"
- On-screen editing, including letter editing, enhanced zoom, resizing, rotating, repositioning, and combining designs
- Artspira Mobile App¹ – Download designs or make your own embroidery designs by drawing on your mobile device



291

Built-in
Sewing
Stitches



313

Built-in
Embroidery
Designs



13

Embroidery
Fonts

INNOV-ÍS NS2850D

- 55 built-in Disney designs
- Maximum embroidery field of 5" x 7"
- Advanced needle threading system
- On-screen editing, including letter editing and combining designs
- Wireless LAN Capability – Send files from your PC to your machine via the free downloadable software Design Database Transfer¹ (no USB required)
- Artspira Mobile App¹ – Download designs or make your own embroidery designs by drawing on your mobile device



241

Built-in
Sewing
Stitches



248

Built-in
Embroidery
Designs



13

Embroidery
Fonts

INNOV-ÍS NS1850D

- 65 built-in Disney designs
- Maximum embroidery field of 4" x 4"
- 3.2" color LCD touch screen display
- Advanced needle threading system
- Wireless LAN Capability – Send files from your PC to your machine via the free downloadable software Design Database Transfer¹ (no USB required)
- Artspira Mobile App¹ – Download designs or make your own embroidery designs by drawing on your mobile device



181

Built-in
Sewing
Stitches



135

Built-in
Embroidery
Designs



11

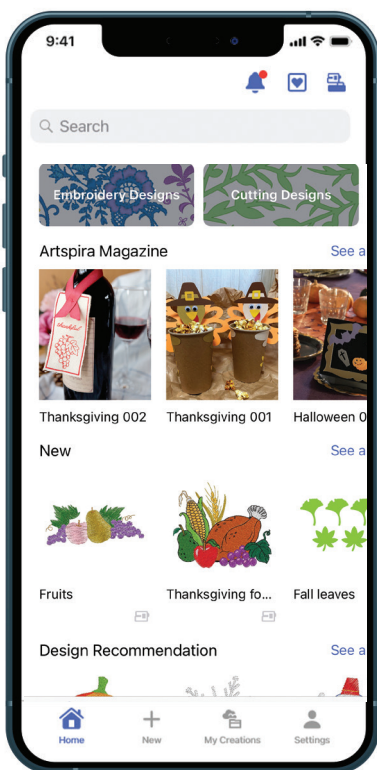
Embroidery
Fonts



TAP INTO CREATIVITY WITH ARTSPIRA

Create your next embroidery design right in the palm of your hand with the Artspira App, a cloud-based design platform. Edit, create, and design all within the app, then wirelessly transfer your creations to your Brother WLAN-enabled machine. Design line-art-inspired drawings with built-in embroidery drawing tools and optional stitch types (straight stitch and zigzag stitch), all from the convenience of your mobile device. Only Artspira has all the ideas, all the art, and all the technology you need to make something amazing today!

Artspira



ARTSPIRA MOBILE APP

- Step-by-step projects for beginners
- Use your mobile device to create one-of-a-kind embroidery designs
- 30 new on-trend designs monthly, inclusive of embroidery and cutting designs
- Create combination projects using both embroidery and cutting machines
- Access designs and new ideas weekly – enjoy a weekly digital magazine full of fresh new project ideas and useful tips
- Wirelessly transfer any design in the Artspira app to your WLAN-enabled Brother embroidery or cutting machine in seconds
- Easy to get started – download the Artspira app directly to your IOS or Android device and use it with any one of these Brother WLAN-enabled machines

Compatible Machines

XP1, XP2, XP3, XJ1, XE1, NQ3700D, NQ1700E, NS2850D, NS1250E, NS1850D, PR1055X, PR680W, SDX85, SDX85C, SDX85M, SDX85S, SDX125E, SDX125EGY, SDX225, SDX225F, SDX325, SDX230D, SDX230DX, SDX230Di, SDX330D

Compatibility may vary by device and operating system. Additional download required. Requires connection to wireless network.

MULTI-NEEDLE EMBROIDERY





ENTREPRENEUR PRO X PR1055X

- Expansive embroidery area of 14" x 8"
- Auto-split sashing
- High-speed background scanning – it's like having a built-in camera and scanner
- Brother-exclusive My Design Center – built-in software for virtually endless design possibilities
- Wireless LAN Connectivity-Link Function – with wireless LAN connectivity and PE-DESIGN 11 software (sold separately), you can link as many as 10 machines without a cable
- Artspira Mobile App¹ – Download designs or make your own embroidery designs by drawing on your mobile device

Entrepreneur Pro X

PR1055X



1,184
Built-in
Embroidery
Designs



37
Embroidery
Fonts



18
Monogram
Designs

MULTI-NEEDLE EMBROIDERY





ENTREPRENEUR W PR680W

- 6-needle embroidery with customizable needle settings
- Large embroidery area of 8" x 12"
- Crosshair Embroidery Droplight Laser with precision accuracy positioning
- When connected to your wireless network, get machine updates wirelessly, and send designs from your PC to the PR680W with Design Database Transfer
- Fast embroidery speeds of up to 1,000 stitches per minute
- Artspira Mobile App¹ – Download designs or make your own embroidery designs by drawing on your mobile device

Entrepreneur W 

PR680W



100
Built-in
Embroidery
Designs



50
Embroidery
Fonts



18
Monogram
Designs

EMBROIDERY ONLY





PERSONA PRS100

- Single-needle embroidery machine with free arm embroidery to reach areas like caps, sleeves, and bags with ease
- Large 8" x 8" embroidery area
- Easily edit designs on the large, 7" LCD display
- Vertical bobbin for easy bobbin changes without having to remove your hoop
- Fast embroidery speeds of up to 1,000 stitches per minute



405
Built-in
Embroidery
Designs



140
Frame Pattern
Combinations



20
Embroidery
Fonts

EMBROIDERY ONLY

STELLAIRE

INNOV-ÍS XE1



- 101 built-in Disney designs
- Brother-exclusive My Design Center – built-in software for virtually endless design possibilities
- Large embroidery area of 9.5" x 14"
- My Design Snap Mobile App¹ for background, line art, and illustration scan
- Large 10.1" built-in high-definition LCD display
- 11.25" from needle-to-arm and 5" height from sewing bed to top of machine arm
- Wireless LAN Capability – Send files from your PC to your machine via the free downloadable software Design Database Transfer¹ (no USB required)
- Artspira Mobile App¹ – Download designs or make your own embroidery designs by drawing on your mobile device
- My Connection feature – When connected to a wireless network, send files back and forth between your machine and select ScanNCut DX machines



727

Built-in
Embroidery Designs



140

Frame Pattern
Combinations



24

Embroidery
Fonts



Essence

INNOV-ÍS VE2300

- Large embroidery area of 8" x 12"
- Included Droplight LED Embroidery Positioning Marker – see the needle drop position with pinpoint accuracy
- Ultrasonic Sensor Pen – use the pen to position your embroidery designs on your fabric
- Color sort



318

Built-in
Embroidery
Designs



140

Frame Pattern
Combinations



17

Embroidery
Fonts

INNOV-ÍS NQ1700E

- Maximum embroidery area of 6" x 10"
- WLAN-enabled
- On-screen editing – including letter editing, enhanced zoom, resizing, rotating, repositioning, and combining designs
- Color sort
- Artspira Mobile App¹ – Download designs or make your own embroidery designs by drawing on your mobile device



258

Built-in
Embroidery
Designs



140

Frame Pattern
Combinations



13

Embroidery
Fonts

INNOV-ÍS NS1250E

- Maximum embroidery area of 5" x 7"
- On-screen editing – including letter editing, enhanced zoom, resizing, rotating, repositioning, and combining designs
- Wireless LAN Capability – Send files from your PC to your machine via the free downloadable software Design Database Transfer¹ (no USB required)
- Artspira Mobile App¹ – Download designs or make your own embroidery designs by drawing on your mobile device



193

Built-in
Embroidery
Designs



140

Frame Pattern
Combinations



13

Embroidery
Fonts

SEWING & QUILTING



INNOV-ÍS BQ3100

- 11.25" spacious workspace for large quilts
- Large 7" color LCD touch screen display
- Sew Straight Laser Vision Guide
- V-Sonic Pen for sewing
- Compact MuVit Digital Dual Feed
- Automatic Height Adjuster (AHA) feature for consistent stitch quality
- My Custom Stitch feature to create your own personalized stitches and save for future use
- Pivot function for fast and easy fabric manipulation

Quilters Bundle Included

Featuring a Wide Table, Open Toe Foot for MuVit, Stitch in the Ditch Dual Feed Foot, Dual Feed 1/4" Guide Foot, Dual Feed Quilting Guide, Couching Dual Feed Foot, and a 2-Spool Thread Stand

QUILT CLUB
S E R I E S



729

Built-in
Sewing Stitches



14

One-Step
Auto-Size
Buttonhole Styles



5

Sewing
Fonts

INNOV-ÍS BQ2500

- 11.25" spacious workspace for large quilts
- Large 7" color LCD touch screen display
- Compact MuVit Digital Dual Feed
- Automatic Height Adjuster (AHA) feature for consistent stitch quality
- My Custom Stitch feature to create your own personalized stitches and save for future use
- Pivot function for fast and easy fabric manipulation

Quilters Bundle Included

Featuring a Wide Table, Open Toe Foot for MuVit, Stitch in the Ditch Dual Feed Foot, and a 2-Spool Thread Stand

QUILT CLUB
S E R I E S



729

Built-in
Sewing Stitches



14

One-Step
Auto-Size
Buttonhole Styles



5

Sewing
Fonts

SEWING & QUILTING

QUILT CLUB
SERIES

INNOV-ÍS BQ1350

- 4.1" x 8.3" workspace – ideal for small-to-midsized quilts
- Automatic Height Adjuster (AHA) feature for consistent stitch quality
- Pivot function for fast and easy fabric manipulation
- My Custom Stitch feature to create your own personalized stitches and save for future use

Quilters Bundle Included

Featuring a Wide Table, Straight Stitch Foot, Straight Stitch Needle Plate, and a 2-Spool Thread Stand



290
Built-in
Sewing
Stitches



10
One-Step
Auto-Size
Buttonhole
Styles



5
Sewing
Fonts

QUILT CLUB
SERIES

INNOV-ÍS BQ950

- 4.1" x 8.3" workspace for quilts
- My Custom Stitch feature to create your own personalized stitches and save for future use

Quilters Bundle Included

Featuring a Wide Table, Straight Stitch Foot, Straight Stitch Needle Plate, and a 2-Spool Thread Stand



240
Built-in
Sewing
Stitches



10
One-Step
Auto-Size
Buttonhole
Styles



5
Sewing
Fonts



SEWING



Pacesetter

PACESETTER PS700

- My Custom Stitch feature to create your own personalized stitches and save for future use
- Reinforcement stitch to automatically sew a tie-off stitch or easily sew a block of decorative stitches

Quilters Bundle Included

Featuring a Wide Table, Open Toe Foot, Stitch Guide Foot, Quilting Foot, Walking Foot, and 1/4" Piecing Foot – over \$300 value



180

Built-in
Sewing
Stitches



10

One-Step
Auto-Size
Buttonhole
Styles



5

Sewing
Fonts

Pacesetter

PACESETTER PS500

- 8.3" from needle-to-arm – easily maneuver fabric when working on fashion and home décor projects
- Reinforcement stitch to automatically sew a tie-off stitch when working on your projects, which is useful for decorative stitches



100

Built-in
Sewing
Stitches



7

One-Step
Auto-Size
Buttonhole
Styles



4

Sewing
Fonts

SEWING

Pacesetter

PACESETTER PS300T

- Easy-to-use needle threading system - With the press of a lever, the thread is pushed through the eye of the needle
- Back-lit LCD screen display with push-button stitch selection so you can view the settings for selected stitches, stitch length and width, and the type of presser foot to use



100

Built-in
Sewing Stitches



8

One-Step Auto-Size
Buttonhole Styles



1

Sewing
Font



Sewing Bundle Included

Featuring a Wide Table, Cording Foot, and Concealed Zipper Foot – over \$100 value

Pacesetter

PACESETTER PS200T

- Built-in threading system – with the press of a lever, the thread is pushed through the eye of the needle
- Brightly lit LED work area makes it easier on the eyes when sewing on dark fabrics, ensuring accurate seams and stitch quality



Quilters Bundle Included

Featuring a Wide Table and Walking Foot with Guide – over \$100 value



53

Built-in
Sewing
Stitches



1

Four-Step
Auto-Size
Buttonhole
Styles



Pacesetter

PACESETTER PS100

- Easy-to-use blind hem stitch helps create professional-looking hems, making mending less of a chore
- Easy bobbin winding system winds the bobbin when pressing on the vertical shaft



17

Built-in
Sewing
Stitches



1

Four-Step
Auto-Size
Buttonhole
Styles

INNOV-ÍS NS80E

- Enjoy smoother sewing experience with longer feed dogs and J foot for powerful feeding and stitch consistency
- Advanced needle threading system – with the simple press of a lever, thread is conveniently pulled through the eye of the needle



GREAT TRAVEL MACHINE



80

Built-in
Sewing Stitches



8

One-Step Auto-Size
Buttonhole Styles



SERGERS & COVER STITCH



LIFE CAN BE A BREEZE WITH THE AIRFLOW 3000

Add a splash of professional-looking stitches with the versatile, durable AIRFLOW 3000 Air Serger. This versatile and durable serger is a must-have for any sewing room.

The AIRFLOW 3000 is more efficient than a traditional sewing machine as it can cut and finish seams all in one pass. Plus, changing threads is a breeze with Air Threading Technology. The AIRFLOW 3000 is ideal for advanced sewers who are already using a serger but are looking to upgrade. Or, for serger beginners who use a sewing machine for garment construction, home decor, crafting, and quilting, but are looking to add decorative finishes to their projects. Adding finishing touches to your next project will be a breeze with the AIRFLOW 3000 Air Serger.

AIRFLOW

3000

AIRFLOW 3000

- Air threading technology - with the press of a button, the air sends the thread through the looper
- Excellent stitch quality, making it ideal for fine knits and stretchy materials
- Achieve outstanding finishing touches with flatlock, overlock, and rolled hem stitches on most specialty fabrics
- Quick-change lever for the rolled hemstitch feature
- Switch to activate and deactivate the cutting knife before the edge is wrapped with thread
- Fast speeds of 1,300 stitches per minute
- Differential feed ratio (0.7mm to 2.0mm) provides outstanding stitch quality and acts as the tool for custom lettuce edge finishes on specialty materials.
- Brightly lit work area makes it easy on the eyes when sewing on dark fabrics.
- Included are a Gathering Foot, a Blind Stitch Foot, a Piping Foot, and a Trim Trap



Bonus Item!
4-Piece Thread Set Included

Pacesetter

PACESETTER PS5234

- 2/3/4 thread (1 or 2 needles) – multiple thread options allow you to easily convert between 2, 3, or 4 thread stitches for professional finishes
- Color-coded thread guides allow for easy upper and lower looper threading and quick thread changes with all thread types
- Stitch up to 1,300 stitches per minute and create more in less time

Thread Bundle Included
4-Spool Multi-Color Thread Kit



Pacesetter

PACESETTER PS3734T

- 3/4 thread setting (1 or 2 needles) for professional garment appearance
- Color-coded thread guides allow for easy upper and lower looper threading and quick thread changes with all thread types
- Stitch up to 1,300 stitches per minute and create more in less time

Thread Bundle Included
4-Spool Multi-Color Thread Kit



CV3550

- Ability to make a double-sided tri-cover (6mm), wide cover (6mm), and narrow cover (3mm) stitch
- Large brightly lit 6.1" x 3.9" workspace
- Free arm for easier sewing of necklines and cuffs





COVERSTITCH
CV3550

CRAFTING

ScanNCut DX – the only home and hobby cutting machine with a built-in scanner – will take your projects to the next level!

Ready. Set. Craft! All the DX models feature Auto Blade Sensing Technology, which enables you to cut out designs, patterns, or hand-drawn drawings on fabric, paper, vinyl, and other materials of up to 3mm⁺ in thickness.

The ScanNCut DX pairs perfectly with Brother sewing machines, allowing you to cut and create fun fabric appliqués.

SCANNCUT DX SDX330D

- 182 built-in Disney designs
- Built-in scanner
- WLAN with My Connection
- Cuts up to 3mm⁺ in material thickness
- PES/PHX file readability
- Artspira Mobile App¹ – Download designs or make your own by drawing on your mobile device

Included in the Box:

- “Getting Started” guide
- Rotary Auto Blade kit with 63 designs included
- Pen holder
- 2 erasable pen set
- Auto Blade with holder
- 12" x 12" low tack mat
- 12" x 12" standard tack mat

ScanNCut DX
Innov-is Edition



1,485
Built-in
Designs



140
Built-in Quilt
Patterns



17
Lettering
Fonts



DID YOU KNOW?

Blade Sensor Technology with Auto Blade

This component detects the height (thickness) of the material placed on a ScanNCut DX compatible mat and can cut precision, custom, and built-in patterns. No need to select a material type or adjust blade depth before cutting! There is also a setting for “half-cut” for cutting the top layer of vinyl, not the backing!

My Connection and Wireless LAN

When connected to your home network, use the My Connection tile on the home screen to utilize the Send/Retrieve function between the ScanNCut DX and the Brother XP sewing machine - no more using a USB to transfer designs between these machines. This great feature is only available in the Dealer-exclusive ScanNCut DX Innov-is Edition models.



1,303

Built-in
Designs



140

Built-in Quilt
Patterns



17

Lettering
Fonts

ScanNCut DX
Innov-is Edition

SCANNCUT DX SDX325

- Built-in scanner
- WLAN with My Connection
- Cuts up to 3mm[‡] in material thickness
- PES/PHX file readability
- Artspira Mobile App¹ – Download designs or make your own by drawing on your mobile device

Included in the Box:

- “Getting Started” guide
- Fabric mat
- Iron-on fabric appliqué contact sheet
- Pen holder
- 2 erasable pen set
- Auto Blade with holder
- Thin fabric Auto Blade with holder
- 12" x 12" standard tack mat

[‡]Material compatibility may vary. Always perform a trial/test cut to confirm a successful cut.

FEATURES AT-A-GLANCE

		Work Space	Maximum Embroidery Hoop Size	Hoops Included	Wireless WLAN Connectivity	Built-in Disney Designs	My Custom Stitch
SEWING MACHINES	Innov-ís NS80E	6.4" x 4.0"	—	—	—	—	—
	Pacesetter PS100	6.2" x 3.8"	—	—	—	—	—
	Pacesetter PS200T	6.2" x 3.7"	—	—	—	—	—
	Pacesetter PS300T	5.7" x 3.9"	—	—	—	—	—
	Pacesetter PS500	8.3" x 4.1"	—	—	—	—	—
	Pacesetter PS700	8.3" x 4.1"	—	—	—	—	✓
	Innov-ís BQ950	8.3" x 4.1"	—	—	—	—	✓
	Innov-ís BQ1350	8.3" x 4.1"	—	—	—	—	✓
	Innov-ís BQ2500	11.25" x 5"	—	—	—	—	✓
SEWING & EMBROIDERY COMBO MACHINES	Innov-ís BQ3100	11.25" x 5"	—	—	—	—	✓
	Innov-ís NS1850D	6.4" x 4.0"	4" x 4"	4" x 4"	—	65	✓
	Innov-ís NS2850D	7.4" x 4.1"	5" x 7"	5" x 7"	—	55	✓
	Innov-ís NQ3700D	8.3" x 4.1"	6" x 10"	5" x 7" 6" x 10"	✓	55	✓
	Innov-ís VM5200	11.25" x 5"	8" x 12"	5" x 7" 8" x 12"	—	—	✓
	Innov-ís XJ1	11.25" x 5"	9.5" x 14"	4" x 4" 5" x 7" 9.5" x 9.5" 9.5" x 14"	✓	101	✓
	Innov-ís XP3	13.1" x 5"	10 5/8" x 16"	4" x 4" 5" x 7" 10 5/8" x 10 5/8" 10 5/8" x 16"	✓	192	✓

Needle Threading System	Automatic Thread Cutter	Built-in Sewing Stitches	Maximum Stitch Width	Speed Control	Quilter's Bundle Included
Advanced	—	80	7mm	✓	—
Two Hands	—	17	5mm	—	—
Two Hands	—	53	7mm	—	✓
Two Hands	—	100	7mm	✓	—
Advanced	✓	100	7mm	✓	—
Advanced	✓	180	7mm	✓	✓
Advanced	✓	240	7mm	✓	✓
Advanced	✓	290	7mm	✓	✓
Automatic	✓	759 (729 Built-in and 30 on CD)	7mm	✓	✓
Automatic	✓	759 (729 Built-in and 30 on CD)	7mm	✓	✓
Advanced	✓	181	7mm	✓	—
Advanced	✓	241	7mm	✓	—
Advanced	✓	291	7mm	✓	—
Automatic	✓	745 (715 Built-in and 30 on CD)	7mm	✓	—
Automatic	✓	727	7mm	✓	—
Automatic	✓	844	7mm	✓	—

Key: ✓ Included — Not Applicable

DEALER ADVANTAGE

What do exclusive products, special pricing, education, and fun, inspirational events all have in common? They are part of a unique shopping experience called the “Brother Dealer Advantage.” When you visit your local Brother Dealer, you will be surrounded by like-minded, creative people who are there to assist you in becoming an expert DIY home decorator or crafting guru. They can connect you with suitable machines and accessories, appropriate software, and even educational classes to help fuel your creativity and inspiration. In addition, participating dealers have repair centers, tutorial classes, project-making get-togethers, trade-in incentives, special financing, and so much more. It’s worth the trip! Having that personal relationship and building trust with a dealer can make all the difference.

The Brother Dealer Advantage offers support, education, and encouragement while giving you personalized, face-to-face customer service – which helps set us apart. Here, you truly become a part of a loyal community that stays with you every step (or stitch) of the way. So, shop your local Brother Dealer today!

LIMITED WARRANTY

We provide phone and online technical support on all our products, and our limited warranties are supported by an established network of highly qualified Authorized Service Partners.

Premium Limited Warranty

- 2 Years: Parts and Labor
- 6 Years: Electronic Components and Printed Circuit Boards
- 25 Years: Chassis

Plus Limited Warranty

- 1 Year: Parts and Labor
- 3 Years: Electronic Components and Printed Circuit Boards
- 25 Years: Chassis

Serger Limited Warranty

- 1 Year: Parts and Labor
- 5 Years: Electronic Components and Printed Circuit Boards
- 25 Years: Chassis

ScanNCut Limited Warranty

- 1 Year: Parts and Labor
- 2 Years: Electronic Components and Printed Circuit Boards

	Premium	Plus	Serger / Cover Stitch	ScanNCut
SEWING & EMBROIDERY				
Luminaire 3 Innov-ís 3 XP3	✓	—	—	—
Stellaire Innov-ís XJ1	✓	—	—	—
Essence Innov-ís VM5200	✓	—	—	—
Innov-ís NQ3700D	✓	—	—	—
Innov-ís NS2850D	✓	—	—	—
Innov-ís NS1850D	✓	—	—	—
MULTI-NEEDLE EMBROIDERY				
Entrepreneur Pro X PR1055X	✓	—	—	—
Entrepreneur W PR680W	✓	—	—	—
EMBROIDERY-ONLY				
Persona PRS100	✓	—	—	—
Stellaire Innov-ís XE1	✓	—	—	—
Essence Innov-ís VE2300	✓	—	—	—
Innov-ís NQ1700E	✓	—	—	—
Innov-ís NS1250E	✓	—	—	—
SEWING & QUILTING				
Innov-ís BQ3100	✓	—	—	—
Innov-ís BQ2500	✓	—	—	—
Innov-ís BQ1350	✓	—	—	—
Innov-ís BQ950	✓	—	—	—
SEWING				
Pacesetter PS700	—	✓	—	—
Pacesetter PS500	—	✓	—	—
Pacesetter PS300T	—	✓	—	—
Pacesetter PS200T	—	✓	—	—
Pacesetter PS100	—	✓	—	—
Innov-ís NS80E	—	✓	—	—
SERGERS				
AIRFLOW 3000	—	—	✓	—
Pacesetter PS5234	—	—	✓	—
Pacesetter PS3734T	—	—	✓	—
COVER STITCH				
CV3550	—	—	✓	—
CRAFTING				
ScanNCut DX SDX330D	—	—	—	✓
ScanNCut DX SDX325	—	—	—	✓

Key: ✓ Included — Not Applicable

brother

at your side

For more information, call 1-877-BROTHER
or visit www.brothersews.com

¹Additional download required. Compatibility may vary by device and operating system. Requires connection to a wireless network.

Specifications subject to change without notice. ©2023 Brother International Corporation. ©Disney.

