



Winter 2012

518 W. State/W. MLK Jr. St
Ithaca, NY 14850
607-266-0850

Shop Hours:

M-F 10-6 Sat 10-5 Sun 1-4

Web Site:

www.e-quilterscorner.com

Weekly E-mail News:

Receive tips, check lists, free patterns, & special sales.

quilters@e-quilterscorner.com
OR www.e-quilterscorner.com/newsletter/subscribe/

QC 2012 Bag Savings Club

The sooner you earn a bag, the more you'll save.

NEW QC Thread Club

Take home 20 spools (mix & match) during one visit and receive 20% off all future 2012 thread purchases.

NEW Jo Morton Fabric Club

Collect full collections of all new releases in fat quarters or half yard cuts.

NEW & Continuing Block of the Months:

Ripples & Reflections
Stars over Bali Skies
Fancy Feathers

Valentine Sewing Event Fri, Feb 3, 5:30-7:30pm

Enjoy chocolate while you sew a rice warming bag to keep a sweetheart cozy. Free.

QC Movie Night Fri, Mar 9, 6:30pm.

Enjoy popcorn, candy and cider while watching "Stitched" a documentary about quilters. Free.

Closed:

Sunday, Jan 1
Inventory Mon, Jan 9

Sewing Machine Technology

Technology is everywhere. You see it in your car, washing machine and tv. We've summarized just a few of the latest innovations in Baby Lock and Pfaff sewing machines. Technology makes sewing easier and decreases the amount of time needed to create fabulous projects. When your machine makes sewing effortless, you'll have confidence to sew anything you can imagine. Technology will help you complete your 2012 sewing resolutions. Come try one of these out. Either one will look great in your house.

Baby Lock
Ellisimo
Gold



Jan. SALE
on both
machines!

Pfaff
Sensation



Plus \$500
Rebate

Creativity comes to life with the Ellisimo Gold's TruView ASV Touch Screen in HD

With the ability to display over 16 million colors, this screen has the clearest most vivid images.



Exclusive NeedleCam: Scanning & Flawless Positioning

Scan your fabric and drag & drop your

embroidery design to see exactly where it will stitch out. This feature helps you achieve accurate design placement by displaying a preview of your project.

OnScreen Designer with SketchPad Digital Tablet

Instantly digitize hand-drawn designs with this revolutionary feature. Drawn and traced designs can be filled or left as an outline.



3 Free-Motion Quilting Options

Dynamic foot senses quilt thickness and adjusts automatically for perfect free motion. Or choose sensormatic or the



spring foot. Set the machine speed and focus on your hands

only. Your free-motion skills will improve fast!

Create Appliqués in Your Machine

Pick a shape, change it, select any of the 600+ built-in stitches then touch one button. Easy.



New improved feeding system and Pfaff's original IDT-built-in walking foot. The best feed system on the market. No other machine has it.



Previously Loved Sewing Machine & Serger SALE

.....see page 2 for details

HUGE Trade-in SALE

Jan. 10-15 ONLY!
SAVE up to 70%
off the original price

Creative Vision



Ellisimo



Creative 2170




Ellure Plus



Quilt Expression 4.0



Pfaff Coverhem
Sergers



Expression
Midline Pfaffs

We're overstocked with quality Pfaff & BabyLock recently traded sewing machines & sergers

- *Thoroughly checked and refurbished
- *6 months parts & labor warranty
- *Private intro lesson
- *Unlimited help & support

Shop early for the best selection.
Many one-of-a-kind deals and models.

SAVE ON THREAD!



Thread Club

Buy 20 spools (mix & match) of any in-stock thread during one visit.

Enjoy 20% off all future 2012 thread purchases!



2012 QC Bag Savers Club

Purchase \$100 in merchandise before sales tax, and earn a collectible Quilters Corner 2012 tote.

Save money all year long with our bag program.

Discounted fat quarter at each visit
Extra \$1 off/yard on all sale bolts

The sooner you take home a bag, the greater your 2012 savings. Stop by today to get yours.

NEW Jo Morton Historical Fabric Club

Don't miss out!

Reserve all of the fabrics in every new collection as soon as it arrives.

Choose fat quarters or half yards cuts. The size of each collection varies. They average around 20 different prints and are released about every 2 months.

The next collection, *Simple Charms*, is expected February-March.

Sign up today 607-266-0850

New Fabric

There are some wonderful new **Asian prints** coming from Kona Bay and from Hoffman in the beginning of 2012.

You'll adore **Backyard Baby** (for boys) and **Bella Butterfly** (for girls) from Michael Miller Fabrics.

Traditional fabric lovers will delight in **Love Letter** by Edyta Sitar for Moda. Look for complete lines by Jo Morton reproduction fabrics every two months and register for our new **Jo Morton** Historical Fabric Club to get fat quarters or half yard cuts from every new bolt.

Look for contemporary prints from a new company called Dear Stella. Amy Butler's husband, David, designed Parson Gray fabric for Westminster Fibers. His first line called **Curious Nature** will be on our shelves soon.

Many boxes of luscious batiks will keep our shelves full over the winter. And we've ordered cases of beautiful **Bali Pops** (precut strips).




Dear Stella



Curious Nature



Backyard Baby



Bella Butterfly

Southern Tier Flood Victims Restock Your Sewing Rooms Donations Accepted

Starting Jan 2, 2012, we are accepting donations of sewing notions, threads, patterns, sewing and quilting books, sewing machines in working order and clean fabric.

Fabric should be of first quality 100% cotton, clean and folded.

Minimum size: Fat Quarter (18" x 22")

Quarter Yard cut or more

Please, no scraps, odd pieces, partially made projects.

If you or your quilt group know of people who could benefit, please send us their names or have them contact us.

607-266-0850 quilters@e-quilterscorner.com

**Items will be distributed on
Sat, Mar 10, noon – 4**



Want to alter embroidery designs or create your own?

Software Club 5D Suite & 5D Professional Lessons



Open to all makes and models of sewing machines. Explore a different topic each month.

January	Picture Stitch
February	Cross Stitch
March	Editing Functions

**Interested? Come to a
class for free.**


Subscribe to our weekly newsletter for the tips, hints, helpful check lists, product reviews, free patterns, and surprise sales.

E-mail us at quilters@e-quilterscorner.com or
<http://www.e-quilterscorner.com/newsletter/subscribe/>

Block of the Month Programs

Ripples & Reflections

This gorgeous batik quilt was designed by Laurie Shifrin, author of Batik Beauties. She was a guest teacher at Quilters Corner a few years back. Our resident Bali Lama (AKA Kristin), presents a version in blues, greens and purples that will knock your socks off. Stitch this radiant quilt in easy-to-piece sections that combine to make a stunning visual impact. The fully illustrated instructions and technique tips make this a rewarding project for intermediate quilters. Starts Feb. Finished size is 90" x 100". Pattern is \$25.95, and kits are \$28.95 per month for 11 months.



Ripples & Reflections 90" x 100"

Stars Over Bali Skies Continues



Stars over Bali Skies 76" x 86"

This striking star sampler has bright, colorful batiks in dazzling daytime skies fading to rich jewel tones as the blocks become night. For ten months you'll receive the patterns and fabrics needed to complete the quilt top including borders and binding.



Kits \$25 per month for 10 mo. + \$25 pattern.

Pattern alone \$30.

Fancy Feathers Continues

Eight whimsical birds strut their fancy tail feathers across this 47" x 64" quilt. You'll enjoy stitching the birds using an embroidery machine or with your favorite method of appliqué. Our fabric kits include the perfect prints for all birds, eggs, swirls, background fabric, borders and binding. \$20/month.

Fancy Feathers Club meetings for hands-on sewing time and to learn tips and tricks for the embroidery machine appliqué method. Increase your skills with your own machine or reserve one of ours. See Classes.



New Notions

NEW Add Light Where You Need It

This powerful LED casts a brilliant white light, illuminating hard to see threads, dark fabrics and matching seams. The LED light never needs replacing and uses very little power. Attach it to your sewing machine.



- * light is detachable
- * includes 2 adhesive mounting bases
- * use anywhere on anything
- * adjustable folding 4-1/2" bendable neck
- * powered by a single AAA battery

NEW Lapel Stick

Temporary Wash Out Fabric Glue Stick



**Temporary Fabric Adhesive
for Quilting, Sewing, Crafting
and Embroidery**

NON-TOXIC, BIODEGRADABLE, NO FRAGRANCE

No more messy sprays, getting stuck with pins, peeling off sticky tapes, or spending hours pre-stitching to hold pieces in place. LAPEL stick is safe for all fabrics, is water soluble and won't gum up your machines.

**A MUST HAVE for every sewing kit,
purse, desk, and briefcase.**



Lapel Stick will handle any fashion emergency. It is ideal for fallen hems, gaping buttons, popping collars, slipping straps and stopping runs in nylons.



Big Board

***Supersize your
ironing board***


Have you ever wished for a bigger ironing board for pressing yardage, quilt tops, and curtains? Supersize your regular ironing board with the 22" x 59" Big Board. It fits on top to give you the room you need to make those big ironing jobs fast and easy.

18" x 24" Surround Tables

**Available for all
makes and models**

Expand your sewing area with an acrylic table.

607-266-0850 to order



Wonder Clips

Wonder Clips are a great alternative to pins, especially when working with laminated and heavy weight fabrics. They hold layered sections of sewing projects such as handle connectors to handbags and piping without distortion.

- *the bottom of the clip is flat so the work lies flat on the sewing machine bed.
- *holds quilt binding while sewing
- *easy to see
- *easy to find when dropped on the floor

Merrie tested Wonder Clips while making a laminated tote bag for her daughter. They worked great!



Wonder Clips in action



Finished Laminated Tote

Here's an excerpt from a recent
Quilters Corner e-mail newsletter.



Tips for Improved Embroidery

Quilters Corner hosted award winning embroidery digitizer, Steven Batts from Adorable Ideas in early November. Here are some of our favorite embroidery tips from the event.

1. Wash-away mesh is a great light-weight stabilizer. It often performs better than tear-away stabilizers. After stitching, trim away the excess and soak in warm water.
2. Take the time to completely hoop a pre-made garment and then baste it. The fabric will be more stable and you'll have less shifting and slipping.
3. Spray Best Press (a starch alternative) onto your cotton fabrics to add body and to reduce stretching before hooping. Use two or three "coats."
4. Use top stitch needles. They have a bigger eye and "scarf" (the channel the thread follows down to the eye of the needle) than embroidery needles. You'll experience fewer thread breaks.

.....*See what you're missing? Subscribe today!*

www.e-quilterscorner.com/newsletter/subscribe/

Over \$2500 in prizes!

Top Shop Tour

*featuring the
Four Best Shops in
Our Region*

collect original "Home
Town" patterns as you
visit each shop

10 travel days with
extended hours at all shops
April 20-29, 2012

Quilters Corner, Ithaca
Calico Gals, Syracuse
Patchwork Plus, Marcellus
Endless Mountains, Taughannock,
Pa

You are invited

Valentine, Chocolate & Sewing Fun



Friday, Feb 3, 5:30pm-7:30pm

Get ready for Valentine's Day

Sew a comfy rice warming bag for the sweetheart in your life while munching on some decadent sweets.

You'll have fun serging, adding decorative stitches and an embroidered heart.

Chocolate & Sewing—does life get any better?

Please RSVP so we have enough kits & sweets
607-266-0850 quilters@e-quilterscorner.com or
register on-line e-quilterscorner.com



Quilters Movie Night "Stitched"



Join us for popcorn, candy & cider.

Fri. Mar 9, 7:00pm
doors open at 6:30pm. FREE

Reservations requested -- limited seating.
607-266-0850

Donations for restocking Southern Tier Flood
Victims sewing rooms accepted.

"Stitched" is a fun-filled documentary following three quilters racing to complete their entries for the International Quilt Festival, the largest quilt show in the nation. Featuring Caryl Bryer Fallert, Hollis Chatelain and Randall Cook from Rochester.

In this 72-minute documentary, these quilters create their pieces to compete in the 2010 quilt show.

New Patterns


Hot Tamale

by Villa Rosa designs is a bright and happy quilt, suitable for quilters with little experience. We used showy fabrics designed by Kaffe Fassett and friends. Kit available. Finished quilt is 54"x 60", a large lap size.




Get Hooked!

Make a rug from your scraps, even if you have never crocheted before. This is a great take-along project and the hook is included in the pattern. Class available.



Bat's in the Rug

A clever method to create a washable rug using a pre-cut 2 1/2" wide strip pack.



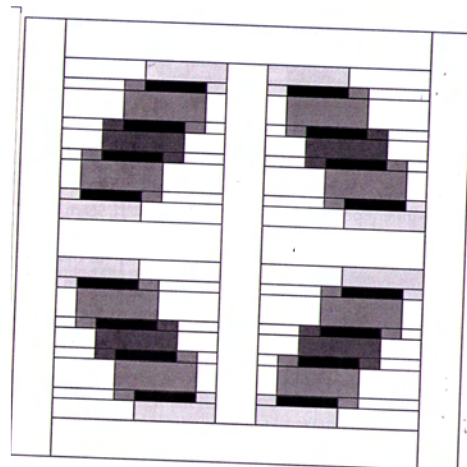
Mary Grace Vest

This stylish long vest for all occasions includes pattern sizes extra small through extra large. The princess seams are flattering to all figure types. The attractive back has an inverted pleat. Perfect for layering during the winter.



Getaway Bag

A great tote that is perfect for carrying all your necessities for a weekend away, or even your sewing supplies for a class or quilt camp. Just making it will feel like a vacation!



Salad Bar

Salad Bars are all about choices. Four projects are included in the pattern; baby quilt, table runner, narrow quilt, and a throw. One block is the fundamental element for all four projects. Our baby quilt sample uses four blocks and finishes at 44" square.

Want company while your sew? Attend

Sew and Sews

Free open sewing at Quilters Corner

Most Tues. & Weds. Noon-4pm.
Sign ups required as space is limited.

Quilters Corner Classes for Winter 2012

Can't decide which class to take? See the class samples in our classroom or on our website. Register in the shop, by phone 607-266-0850, or visit our website www.e-quilterscorner.com.

Key: ♥ = great for beginners ☀ = offered during daylight hours

Getting Started

♥☀ Absolutely Beginning Sewing Machine Operation

Linda VanNederynen

Start with turning on a sewing machine, threading, winding a bobbin, attaching feet and accessories. Maintenance, adjusting tension, selecting stitches and stitching them out will also be covered. Don't have a sewing machine? Thinking about a new one? Use one of our machines to help you decide.

Thurs. Mar. 1, 11:30 AM-2:30 PM \$20

Use our machines
in class for free!

♥ Learn to Sew

Linda VanNederynen

Master the basics of sewing while creating beautiful items for yourself and your home. Learn how to operate and maintain a sewing machine. You will make a simple gift bag and a pillowcase, then Linda will teach you to read clothing and home dec patterns and you will make a project of your choice using newly learned sewing skills. Let's sew! Machine required.

Wed. Feb. 1, 8, 15 and 22, 6-9 PM \$78

♥☀ Beginning Quiltmaking

Cyndi Slothower

A solid introduction to quilt making. Learn different techniques each session (rotary cutting, squares, triangles, stars) and make blocks for a sampler wall hanging or quilt. We will cover setting, basting, machine quilting and binding. Take the leap-you may never be the same! Machine required.

Mon. Feb. 6, 13, 20, 27, Mar. 12, 19 and 26
Daytime 9:30-12:30 OR Evenings 6:30-9:30 \$137

♥☀ Color Confidence

Kaye Tea

Create beautiful quilts and projects you love by learning about color and fabric "personality". This class will help you broaden your color experience and stretch your colorful imagination as you learn about value and how to create beautiful color combinations for your quilts.

Sun. Feb. 5, 1-3:30 PM \$17

♥ Rotary Cutting 101

Sharon Stroud

This class is for everyone, beginners and up, who would like to know the correct way to rotary cut. We will cut strips, squares, triangles, rectangles and more. Emphasis is on safety and accuracy. No specialty rulers, no project— just lots of practice cutting!

Tues. Apr. 10, 6:30-9:30 PM \$20

♥ Binding Basics

Denise Lentini

Finish quilts with great looking bindings. Learn to make bias and straight grain binding, overlapped or mitered corners and lump-less joints. Binding by hand and with a machine will be covered. You will create mini samples to serve as future reference tools. Machine required.

Thurs. Apr. 12, 6:30-9:30 PM \$20

♥☀ Make Your Own Class

Cyndi Slothower

Are you stuck on a sewing or quilting project? Would you like some dedicated time to sew with other like-minded folks? Cyndi will be available to assist. Bring a bag meal or money to share take-out food. We'll get a lot done and have fun too! Machines available.

Fri. Feb. 24, 10:30 AM-3:30 PM OR

Fri. Apr. 27, 5-10 PM \$33

Class Reunions

Let's keep the fun going! If you have enjoyed taking one of our series classes, you'll want to come and see what your classmates are up to. Bring a potluck food to share - homemade or store bought. Most important, bring show and tell of your class project or any of your sewing. Free, but please register so we know how many to expect.

Beginning Quiltmaking Fri. Jan. 27, 6:30-8:30 PM

Learn to Sew Thurs. Mar. 15, 6-8 PM

Stitcher's Garden Sun. Apr. 15, 12-2 PM

Hand Work

♥☀ Hand Quilting Without a Hoop Sharon Stroud

Whether you've just finished your first quilt top and are ready to learn to quilt, or just want to improve your quilting stitch, come learn a unique way to quilt without poking your underneath fingers and without a hoop or frame. (It is not stab stitch.) Basting, marking methods, echo quilting, thread and batting are covered as well as the quilting stitch. Fee includes a prebasted quilt sandwich. Roxanne thimbles may be purchased at a 15% discount for this class.

Sat. Mar. 3, 10 AM-4:30 PM \$46

♥☀ Intro to Hand Appliqué Kristin Thompson

Hand appliqué is wonderful to see, a pleasure to do, and it's portable! Imagine what you can accomplish with a take along appliqué project to keep your hands busy. Learn the techniques that will get you hooked. With Kristin's help you will learn while having lots of fun! Pattern required.

Sun. Jan. 22 and 29, 1-4 PM \$39

☀ Cutwork Hearts Appliqué Sharon Stroud

Try cutwork appliqué on a small scale as you work on a 14-inch finished block. You will learn to make the pattern, transfer it to cloth and begin the cutwork appliqué technique. We will cover points, curves and reverse appliqué. What a great gift for your favorite Valentine! Students should be familiar with needleturn appliqué.

Sat. Jan. 28, 10 AM-4:30 PM \$43

Hand Appliqué: Sunset Palms Sharon Stroud

Be among the first to applique this wallhanging, newly-patterned by Sharon. Start now and it will be ready for cool summer breezes, and give you the feeling of the tropics during the seemingly-endless winter! Learn to make the pattern, transfer it to cloth and begin the cutwork applique technique. We will cover points, curves and reverse applique in this challenging design. Students should be comfortable with needleturn applique.

Wed. Mar. 28 and Apr. 4, 6:30-9:30 PM \$39

♥ First Tuesdays with Sharon Sharon Stroud

Spend an evening a month doing what you love best—hand work! Be it hand appliqué, piecing or quilting, this is dedicated time to work on your projects, whether you need help with something specific or just encouragement to finish. Join us for laughs, M&Ms, and fun!

\$20 per session
Tues. Feb. 7, Mar. 6, Apr. 3, 6:30-9:30 PM

♥ Hand Piecing: Star of Hope Sharon Stroud

Hand piecing is classic, portable, and it brings this delightful star design within easy reach of even a beginner! Learn to make templates, mark fabric, piece set-ins. Includes oversized copy of design and extensive handouts. This two-part class will concentrate on the hand piecing of the star block. For the star center choose a larger scale print, or patterns for the applique will be provided, but applique will not be taught in this class.

Tues. Jan. 24 and 31, 6:30-9:30 PM \$42

♥ Hand Piecing: 16 Point Mariners Compass Sharon Stroud

A brand new Mariner's Compass design--with more points and more chances for creativity! Even beginners will have success as Sharon guides you through making templates, marking the fabric, piecing smooth curves and set-ins. No applique is involved! Fee includes oversized copy of design and extensive handouts.

Tues. Mar. 20 and 27, 6:30-9:30 PM \$42

Curves

New York Beauty Cyndi Slothower

Advance your foundation paper piecing skills and become adept at curved piecing. Learn to make this difficult looking traditional block with Cyndi's tips to make it easy. Book and machine required.

Tues. Jan. 10, 6-9:30 PM \$23

☀ Crazy Curves Rhonda Poyer

Take the fear out of sewing curves and sew them with only one pin! Learn to sew quarter circles cut from the Crazy Curves template. Turn the blocks to create half or whole circles or curving paths. Template, machine and rotary cutting skills required.

Sun. Mar. 18, 12:30-3:30 PM \$20

Advancing On

New Skills: Harder Blocks

Cyndi Slothower

Do you have basic skills as a quilt maker but want to take your piecing up a notch? This series is what you have asked for. Join Cyndi once a month as she leads you through the piecing of harder blocks. Each class stands alone. Machine required. \$20 per session
Tues. Jan.17, Feb. 21, Mar.13, Apr.17, 6:30-9:30 PM

Intermediate Sewing

Linda VanNederynen

Whether your interests are in clothing, crafts or home dec, Linda will help you take your sewing to the next level and hone your skills. You will select projects you want to sew. Machine required.
Thurs. Feb. 2, 9, 16 and 23, 6-9 PM \$78

☀️Setting Your Squares: Circle of Nine

Brynne Sigg

Using nine of your own already-made blocks, Brynne will help you design an original quilt. The Circle of Nine principle offers so many styles and varieties, it's genius. Your setting will please the eye and be surprisingly easy to accomplish. Blocks should all be the same size: traditional blocks of the same pattern work best. Book and machine required.

Mon. Jan. 23, 12-3 PM \$20

♥️☀️ Thread Painting

Debbie Butler-Miller

Debbie will supply two "practice sandwiches" with transferred designs. After explanation and demonstration of her thread painting technique, you will practice, practice, practice! Machine required.

Sat. Feb. 11, 9 AM-12 PM \$23

♥️☀️ Intro to Foundation Paper Piecing

Linda VanNederynen

Do the terms "sharp points" and "exact corners" frighten you? Paper piecing makes it easy to be extremely accurate even when sewing tiny pieces. You need only know how to sew on a line to create a sampler wall hanging. Book and machine required.

Fri. Mar. 9, 12:30-3:30 PM \$20

♥️ Intro to Machine Appliqué

Kristin Thompson

We will cover machine basics, how to choose the right threads, needles, fusible webs and stabilizers. Practice satin stitch, buttonhole stitch and more. Start with easy exercises and then begin a small quilt or wall hanging that uses your new skills. Machine with zigzag stitch required.

Wed. Mar. 21, 5-9 PM \$26

☀️ Advancing On With Square in a Square

Kaye Tea

This class is for those who have some experience with the Square in a Square technique. We will explore wonderful more advanced designs such as the tumbling star, flying geese and the water wheel that can be created using this ingenious technique. Book, machine and Square in a Square ruler required.

Thurs. Mar. 22, 10:30AM - 1:30PM \$20

Stitcher's Garden

☀️Stitcher's Garden– Block of the Month

Kristin Thompson

Create a beautiful quilt while learning more about your sewing machine and many different presser feet. Try out those decorative stitches you have always wanted to use with guided instruction and hands-on practice. Each month for 12 months explore a new technique like machine appliqué, couching, pintucking, candlewicking, sewing on a button by machine. Open to all types of sewing machines and you may join at any time. January session finishes block #12, and February session starts over with block # 1. \$26 per session

Sun. Jan. 15, Feb. 19, Mar. 25, Apr. 29, 12-4 PM

☀️Stitcher's Garden– Studio

Kristin Thompson

If you have been enjoying the Stitcher's Garden series with Kristin, but need some help finishing, this is for you! Bring your blocks, have some fun and get lots done! Machine required.

Thurs. Feb. 16, 12-4 PM \$26

E.A.T. CLUB (Exploring Advanced Techniques) is a group that meets monthly to share machine techniques. If you enjoy researching and trying new things with fabric and would like to share your work-in-progress and creative techniques, please come. Membership is free, but please call Alyce at 272-8188 to register. Meets the third Monday of every month at Quilters Corner, 1-3 PM.

Fun Stuff

♥☀ **Infinity Scarf**

Eileen Driscoll

The infinity scarf is so easy to sew that you will want to make one for each outfit and many for gifts. You only need to be able to sew a straight seam! Use a couching foot to easily apply yarn. Machine required.

Sat. Jan. 21, 10:30 AM-12:30 PM \$13

♥☀ **Fabric Greeting Cards**

June Silberman

Have fun making a one-of-a-kind greeting card. June will provide basic instructions and a kit with all the supplies needed to complete two quilted greeting cards - one for class and one to make at home. Sewing machine and basic knowledge of it's use required. Kit fee to instructor - \$5.00.

Mon. Feb. 27, 1-3 PM \$13

☀ **Lil' Twister**

Rhonda Poyer

Learn how to use the Lil' Twister ruler as you make a table runner or table topper with a pin wheel design. A pack of charm squares and a border fabric are all you need. Machine, rotary cutting skills and ruler required.

Sat. Feb. 11, 12:30-4:30 PM \$26

♥☀ **Button Arbor**

June Silberman

This little wall hanging will display the oodles of buttons you have stored somewhere at home! To fashion your arbor, you will learn how to couch yarn using your sewing machine, how to work with invisible thread and to sew buttons on by machine. Fun! Machine required.

Thurs. Mar. 1 and 8, 12-2 PM \$26

Featherweight

♥☀ **Care and Feeding of Your Featherweight** **Sharon Stroud**

This is an essential class for all Featherweight owners. You will learn to clean and oil your machine, where to lubricate, how to do simple repairs and more. This is for the old black Singer Featherweight machines only.

Sun. Mar. 11, 1-4 PM \$20

Fabric Rugs

♥☀ **Get Hooked: Crochet Rug**

Brynne Sigg

Compress your stash and create fun and easy rugs. This is a great project when you can't or don't want to sit in front of your sewing machine. Crochet fabric strips into either a scrappy or planned color scheme rug. We will be working on your choice of either the oval or rectangle rug. Pattern with crochet hook required.

Fri. Mar. 2, 9:30 AM-12:30 PM \$20

♥☀ **Locker Hook Rug**

Karen Baum

Make a colorful cotton rug in your favorite tones and patterns. Use your "oops" or leftover fabrics, filling in with new finds. It's a perfect portable project. This class will get you started with all you need to know. Machine required.

Sat. Mar. 24, 1-4:30 PM \$23

♥☀ **Bats in the Rug**

Kristin Thompson

A really cool scatter rug that is simple, fun and helps use up all that leftover batting from your quilting projects. Conveniently uses 2 1/2" fabric strips. Pattern and machine required.

Thurs. Mar. 29, 11 AM-4 PM \$33

Machine Quilting

♥☀ **Introduction to Machine Quilting**

Cyndi Slothower

So many quilt tops, so little time! Spend an afternoon learning the basics of machine quilting, both straight line and free-motion, then go home and finish some quilts! Machine required.

Sun. Feb. 26, 12-4 PM \$26

☀ **Beyond the Basics: Free-Motion Quilting**

Brynne Sigg

Ready to do more than just meander free-motion quilting? This class is for you. We will be quilting on practice sandwiches using a number of different free-motion patterns. You need to have a basic knowledge of free-motion quilting and should have taken a beginning quilting class previously. Machine required.

Sat. Feb. 4, 1:30-4:30 PM \$20

Terrific Totes

♥☀ **It's in the Bag: A Bag Making Series** **Kaye Tea**

Kaye makes most of the bag samples at Quilters Corner, and teaches many classes on making specific bags. In this lecture/demo series, she offers an intensive look at the whole process of bag making. Each session will include a show and tell from participants, a question and answer time and door prizes.

\$10 per session, or \$30 for the series

#1. Selecting fabrics and tools. Included will be a discussion on the basic equipment necessary for making bags and tips for selecting pattern and fabric combinations.

Fri. Jan. 27, 4:30-5:30 PM

#2. Looking at patterns and bag support. Kaye will discuss patterns, stabilizers, interfacings and piping, gussets and how to box a bag bottom.

Fri. Feb. 24, 4:30-5:30 PM

#3. Adding lining, zippers and pockets. This session will focus on assembling lining and adding pockets, key fobs and zipper closures.

Fri. Mar. 23, 4:30-5:30 PM

#4. Finishing the bag with handles and hardware. Covered will be adding the bling with magnetic snaps, twist locks, metal rings and then finally finishing the bag.

Fri. Apr. 13, 4:30-5:30 PM

☀ **The Mondo Bag** **Edith Johnston**

The Mondo Bag is big---really big! We will use Quiltsmart's fusible interfacing and pre-cut 2 1/2" squares. We will be well on our way to a Mondo tote by the end of class. Interfacing pack with pattern and machine required.

Sat. Jan. 7, 10:30 AM-4:30 PM \$39

☀ **Margo Bag** **Kaye Tea**

This medium-size handbag has a crisp and professional finish with an innovative dip-down zip-top closure. Margo also has two handy outside, plus 6 inside, pockets to keep you organized. Pattern and machine required.

Thurs. Jan. 26, 10 AM-4 PM \$39

☀ **All Ruffled Up Handbag** **Kaye Tea**

This bag is a snappy little show stopper with ruffles, ruffles, ruffles. It sports drawstring handles and inside pockets. A favorite with our staff and customers, it lends itself to bright colors and fun fabrics. Pattern and machine required.

Thurs. Feb. 2 and 9, 10:30 AM-1 PM \$33

♥☀ **The Mighty Tote** **Kaye Tea**

Are you thinking about jumping into bag making? Get started by taking this class! Kaye will walk you through the steps of making this fun and useful tote. Pattern will be provided and beginners are most welcome. Machine required.

Thurs. Feb. 23, 10 AM-1 PM \$20

Laminates!

♥ **How to Sew with Laminates** **Linda VanNederynen**

With the increasing selection of beautiful laminate fabrics, the ideas and new patterns for its use are plentiful. Sew a small clutch while you learn many tips and techniques for sewing with this popular fabric. Machine required.

Tues. Feb. 28, 6-9 PM \$20

☀ **Children's Poncho** **Linda VanNederynen**

Sew this adorable child's poncho, perfect for cool spring weather. Choose one of the new laminate fabrics for a water proof poncho! Machine and pattern required.

Sat. Feb. 4, 9 AM-1 PM \$26

♥☀ **Laminated Cloth Tote Bag** **Valerie Leftwich**

Make a fun waterproof bag for swimming, a carry-on bag or a bag just to haul all your stuff. It's so easy, you will complete a bag in class, then want to make more! Machine required.

Fri. Mar. 2, 1-3 PM \$13

♥☀ **Laminated Cloth Zippered Pouch** **Valerie Leftwich**

Make two different pouches in one class! These are so cute and so practical that you will want to make many more. Machine required.

Fri. Mar. 2, 3:30-5:30 PM \$13

New Owner Classes

♥ PFAFF and Baby Lock Sewing Machine New Owner Classes

Quilters Corner is committed to helping you learn the features of your new computerized sewing machine. Second helpings are welcome and cheerfully served. Each session is FREE w/ machine purchase from QC or \$125. If you do not see your model listed, please call for an appointment.

Baby Lock Melody, Elizabeth, Tempo, Quest, and Ellure Plus

Merrie Wilent

Sun. Feb. 5, 12:30-3:30 PM

Baby Lock Ellure Plus Embroidery Functions

Linda VanNederynen

Thurs. Feb. 2, 11:30 AM-2:30 PM

Baby Lock Sophia Embroidery Functions

Linda Van Nederynen

Fri. Mar. 9, 9 AM-noon

Baby Lock Serenade

Linda VanNederynen

Mon. Mar. 5, 6-9 PM

Baby Lock Sergers, Self-Threading

Linda VanNederynen

Thurs. Jan. 26, 11:30 AM-2:30 PM

Baby Lock Ellageo (A, B and C) and Symphony (A and B only)

Linda VanNederynen

A. Basic Operation, learning icons, feet

Tues. Jan. 24, 6-9 PM

B. Special Techniques

Tues. Jan. 31 6-9 PM

C. Embroidery

Tues. Feb. 7, 6-9 PM

Baby Lock Ellisimo

Linda VanNederynen

A. Basic Operation, learning icons, feet

Fri. Feb. 17, 9 AM-noon

B. Special Techniques

Fri. Feb. 24, 9 AM-noon

C. Embroidery

Fri. Mar. 2, 9 AM-noon

PFAFF Ambition 1.0 and 1.5

Cyndi Slothower

Mon. Jan 30, 6-8 PM

PFAFF Expression 2.0, 3.0, 4.0, Creative 2.0

Cyndi Slothower

Sun. Jan. 29, 12:30-4 PM OR

Mon. Apr. 16, 12-3:30 PM

PFAFF Sensation, Creative Vision and Creative 4.0

Merrie Wilent

A. Basic Operation, learning icons, feet

Wed. Jan. 18, 9:30 AM-12:30 PM

B. Special Techniques

Wed. Feb. 15, 9:30 AM-1 PM

C. Embroidery and Precise Positioning

Wed. Feb. 29, 9:30 AM-12:30 PM

4D/5D Software

4D/5D New Owners Training

Linda VanNederynen

4D/5D Suite owners: four sessions to learn the basics of your software: 4D/5D #1, #2, #3, #4. \$250 or free with software purchase from Quilters Corner.

4D Embroidery Extra owners: two sessions to learn the basics of your new software: 4D/5D #1 & #2. \$150 or free with software purchase from Quilters Corner.

A limited number of shop laptops will be available to share or bring your own to the training.

☀️ **4D/5D Lesson #1:** Tues. Feb. 7, 9-11 AM

☀️ **4D/5D Lesson #2:** Tues. Feb.14, 9-11 AM

☀️ **4D/5D Lesson #3:** Tues. Feb. 21, 9-11 AM

☀️ **4D/5D Lesson #4:** Tues. Feb. 28, 9-11 AM

☀️ 4D/5D Software Club

Merrie Wilent

Pfaff and Viking owners with 4D/5D are welcome to join anytime to learn more about their software. A limited number of laptops are available to share.

Portrait Stitch

Fri. Jan.13, 10 AM-noon

\$13

Cross Stitch

Fri. Feb.10, 10 AM-noon

\$13

Envelope Case with Optional Embroidery

Fri. Mar. 23, 10 AM-2:30 PM

\$30

Sergers

Wear It!

♥☀ **Absolutely Beginning Class for Sergers**
Nancy Crouch

This class is for anyone who has a serger and needs help from the very beginning: basic threading, inserting needles, checking tensions. Class size is kept small. Serger required.
Fri. Feb. 3, 10 AM-1 PM \$20

♥☀️ Make Friends With Your 4 Thread Serger

Nancy Crouch

Increase your four-thread serging skills: more threading, changing needles, stitch length and width, turning inside and outside corners, making circles, even a casing. Serger required.
Fri. Feb. 10, 10 AM-1 PM \$20

♥☀ More Serger Techniques

Nancy Crouch

Three and four thread serger users will learn rolled hems, flatlock, faux blanket stitch and more. Serger required.
Sat. Feb. 10, 2-5 PM \$20

The Next Serger Steps

Nancy Crouch

A more advanced class covering such things as chain stitch, rolled hem, flatlock, cover stitch if your machine is able. Add some lace, create your own faux or real wired ribbon and more. We will also be using some different threads.

Fri. Mar. 16, 10 AM-1 PM \$20

Embroidery BOM

♥☀️ Fancy Feathers Block of the Month

Merrie Wilent

Hone your embroidery skills and get a great start on your monthly blocks. Techniques and tips for design placement, hoop and design size, stabilizers, threads, needles, tension and prep will be covered while you stitch out a different delightful bird each month. Each class stands alone. Open to all machine makes and models. Embroidery machine and CD required.

\$20 per session

Wed. Jan.11. Feb.8. Mar.14. 9:30 AM-12:30 PM

Interested in embroidery but don't yet have an embroidery machine? Try one of ours and make something wonderful in these classes.

☀️ Start with a Sweatshirt

Joanne Wietgreffe

Using a sweatshirt with set-in sleeves, you can make a wonderful, comfortable, easy jacket that is so versatile. Joanne will show you how to prepare the sweatshirt for your favorite fabrics to make a unique jacket. You can use your own stash, precut batik strips, or buy complementary fabrics to go with your favorite 'must have'. It's easy to cover the sweatshirt so that no one would guess what the foundation is. Your jacket will be fitted to you in the second class so that it will become your favorite one. You can choose from many styles and options, all flattering to you. Book and machine required.

Fri. Feb. 3, 1-3 PM and Fri. Feb. 17, 1-4 PM \$33

Midtown Trench
Linda VanNederynen

Expand your sewing skills and create this fun and flattering unlined trench coat. The pattern includes pleating, princess seams and more. Linda will guide you from fabric selection through finishing techniques. Pattern and machine required.

Wed. Feb. 29, Mar. 7 and 14, 6-9 PM \$59

CLASS POLICIES

- Payment must accompany class registration.
- You may withdraw from a class and receive a full refund up to one week before the class begins. After that time no refunds will be issued.
- We'll notify you and give a refund if we cancel a class.
- Be considerate of your teacher and other class members; please leave children and guests at home.
- We encourage you to make sure the class has the minimum enrollment before you purchase supplies.
- Sewing machines are available and free for class use; be sure to reserve one when you register.
- Remember to request your 10% discount when buying supplies for Quilters Corner classes.
- Please purchase supplies before class begins so you don't miss anything!
- If your class will be held outside of store hours, please use the back door near the parking lot. If it is locked, use the doorbell.

Sew Many Quilts

♥☀ Sew Simple Pineapples

Rhonda Poyer

Start with two squares and add layers until your pineapple block reaches its desired size. This easy, no waste method requires no special ruler. Booklet, rotary cutting skills, machine required. Sun. Jan. 8, 12:30-3:30 PM \$20

♥☀ T-Shirt Quilt

Denise Lentini

Someone just can't part with favorite T-Shirts, but no longer wears them? Make a quilt! We will stabilize the shirt's images, try many layouts and begin constructing the quilt top. Ideas for quilting will be given. Book, machine required. Thurs. Jan. 12 and 19, 1-4 PM \$39

♥ Ticker Tape: I Spy

Rebecca Dennis

Use a quilt-as-you-go technique for a modern twist on a traditional I Spy quilt! Create your own quilt design with guidance from Rebecca or use one of several provided to make a quilt of any size. A perfect gift for kids and a great way to use scraps from your stash! Machine required. Fri. Jan. 20, Feb. 17, Mar. 16, Apr. 20, 5-7 PM \$52

☀ Simply Charming

Debbie Wick

This charming medallion-style small quilt is a joy to make from start to finish. A wide variety of fabrics gives maximum appeal. In the first class, use hand needleturn appliqué for the center of quilt. In the second class, construct the pieced borders of the quilt. Book, machine required. Thurs. Feb. 2 and 9, 2-5 PM \$39

☀ Painted Bunting

Elsie Dentes

Make a colorful Painted Bunting quilt block with local designer, Elsie Dentes. Add a new bird to a "Feathered Friends" wall hanging or baby quilt or make a single block pillow top. Elsie will teach you to piece curves with the freezer paper method and give tips for hand or machine appliqué. Basic rotary cutting and machine piecing experience is helpful. Pattern and machine are required. Sun. Feb. 12, 12:30-3:30 PM \$20

♥☀ Sensational Stripes

Rhonda Poyer

Let the fabric do the work! Make two different stunning quarter-triangle blocks using only one striped fabric. Machine, rotary cutting skills required. Mon. Feb. 13, 2-5 PM \$20

♥☀ Greta

Rhonda Poyer

Use precut 5" squares to stitch up a charming small quilt for a baby or for a table topper. Machine, rotary cutting skills and booklet required. Sat. Feb. 18, 11 AM-4 PM \$33

☀ Sisters

Gail Carman

Love paper-piecing? It makes accuracy easy as you make this log cabin triangle wall hanging. Class will focus on color placement to pop the design. Pattern and machine required. Sat. Feb. 25, 10:30 AM-4:30 PM \$39

♥☀ Two-for-One Nine-Patch

Rhonda Poyer

Start with two squares and end with two nine-patch blocks. No long strips or small squares to cut when you use this fun technique to stitch nine-patches two at a time. Machine, rotary cutting skills required. Sun. Mar. 4, 12:30-3:30 PM \$20

♥☀ My Best Friend

Debbie Butler-Miller

Capture your best friend forever in fabric! It's the only quilt where a stray dog or cat hair is a good thing. In session 1 you'll piece your portrait. In session 2 thread painting will bring it to life with dimension and shading. Photos of your furry friend must be submitted by March 3 to allow time for Debbie to create your pattern. Machine required. Sat. Mar. 17 and 31, 10:30 AM-4 PM \$72

☀ Studio with Debbie Butler-Miller

Get help from Debbie to work on your animal portrait from her "My Best Friend" class. Sat. Apr. 28, 1-4 PM \$20

♥ Ripples and Reflections

Kristin Thompson

Get organized and complete the first block of our fabulous new block of the month. You'll get lots of tips and suggestions to make completing the quilt easier. Pattern and machine required. Thurs. Mar. 29, 5-9 PM \$26

An affordable
PFAFF with
pfabulous
pfeatures you will
want to take home!

AMBITION 1.0
Save \$200



Pfaff's original built-in
walking foot.
*attach a stitch-in-the-
ditch foot at the same
time for perfect ditch
quilting.
*attach an open toe
foot at the same time
and see where you are
sewing.
Needle Down
Speed Control
Free-motion quilting

Winter Recipe: Taco Soup

An incredibly easy and delicious recipe for a hearty soup that is a nice alternative to chili. While some of the ingredients are a bit unusual, Quilters Corner staff member, Amy knows you are going to love it! Makes a large pot and the leftovers freeze very well for another day.

1 lb. ground turkey
1 small onion, diced
2 packets taco seasoning (mild or medium)
2 cups water
2 packets Hidden Valley Ranch dressing
(original flavor)
1 can black beans



1 can pinto beans
1 can kidney or cannellini beans
1 can shoepeg corn (a white sweetcorn:
can substitute with regular corn)
1 can mexicorn (combo of whole kernel
corn, red & green peppers)
1 can diced tomatoes with green
chilies
1 - 15 oz. can crushed tomatoes

Brown the turkey, then put all of the ingredients listed above into a large pot and simmer for at least one hour. Serve with grated cheddar cheese and tortilla chips.

Announcing

Quilters Corner Class Reunions



If you have enjoyed taking one of our series classes, you'll want to come and see what your classmates are up to. Bring a potluck food to share - homemade or store bought. Most important, bring show and tell of your class project or any of your sewing.

Free, but please register so we know how many to expect.

See class schedule for dates for these three reunions:

Beginning Quiltmaking, Learn to Sew, Stitcher's Garden

PRSRT STD
U.S. POSTAGE
PAID
ITHACA, NY
PERMIT NO. 780

518 W. State St.
(Martin Luther King St.)
Ithaca, NY 14850
607-266-0850

