



518 W State (Martin Luther King Jr) St
607•266•0850

www.e-quilterscorner.com
quilters@e-quilterscorner.com

QUILTERS CORNER HIGHLIGHTS

Blocks of the Month
(p 2)

The latest cool stuff
(pp 3-6)

Classes! You can see class samples and sign up on our website.
(pp 8-15)

Quilt Challenge (p3)

Try Something New Days (p3)

Visit Your Local Quilt Shop Day, Saturday, January 25. (p 16)

Worldwide Quilting Day
Saturday, March 21 Fat Quarter Sale! (p 7)

Save the Date Saturday, July 25 is our Silver Anniversary Celebration

Visit our website to see this newsletter in color.

Don't miss out on the latest QC news, tips, and coupons! Email us or visit our website to get on our email list. We'll never rent or sell your info.

SILVER-BRIGHT DAYS IN STORE FOR 2020!

2020 is a year of reflection and celebration for us. July 25th will mark the 25th year that has flown by since we first opened the doors to our original store at Community Corners. Much has changed since that day: our relocation to Ithaca's West End; two of our original five partners, Merrie and Sherry, have retired; and sewing machines have come a long way since, with touch screens and computer embroidery programs now the norm. But the common thread through all these many years that has enabled Quilters Corner to survive and grow, has been our loyal customers who continue to inspire us with enthusiasm and beautiful work, and nurture us with friendship and community. We are dedicating this year as an ongoing opportunity to thank you for your patronage. The staff has been hard at work planning a roster of fun challenges, activities, sales, educational days, and a **Silver Anniversary Celebration** on Saturday, July 25th.



We are excited to begin the year with monthly prize drawings beginning in January. Fill out an entry form on each of your visits — the more times you enter, the greater your chance of winning a gift certificate worth \$25 in store merchandise. There will be quarterly prize drawings of higher value, and at the end of the year we'll gather the prize slips and draw for a grand prize! We're never too old to want to try new things; go to page 4 for more details about what we have in store for you during our **Silver Anniversary Try Something New Days**. We can't wait to see your creative responses to our Quilt Challenge, to be displayed during our anniversary celebration. On the 25th of each month, visit the store for a special discount on a select product or fabric. Those are just some of the glittery plans we have cooked up for this special celebratory year!

Quilters Corner offers a welcoming environment, warm with colorful, ever-changing displays of new quilts, hand-picked fabric collections, friendly, knowledgeable staff, the latest technology in quality sewing machines, and the best in customer service. At our heart, though, is our classroom, where our love of learning and sharing mingles with your enthusiasm and creativity. This year we look forward to more classes in basic and advanced quilting and sewing and have some new classes lined up as well, including some for our younger sewers and more for garment sewers. We hope you will join us for some of these and visit often to help us celebrate this milestone.

A heartfelt thanks to all of you who make this possible, Cyndi, Katie, Linda, and all the staff at Quilters Corner


BLOCKS OF THE MONTH

OUR GALAXY

EVERYONE'S A STAR

EXCLUSIVE ANNIVERSARY

PIECED BLOCK OF THE MONTH



Get ready to make a star-studded quilt. For our silver anniversary, we are doing something special for our new block-of-the-month. A galaxy of 25 coordinated stars in blues, whites, and silvers will come together as our celebratory anniversary quilt. The stars represent our 25 years in business and our wonderful customers who have supported us through the years. Each month for 12 months you will receive patterns and fabric to make one or two blocks. Collect your stars and get ready for the unveiling of our original design at our 25th anniversary party in July. Kits for our setting will be available at that time, or you may opt to set your 25 stars any way you wish. Sign up today to reserve **Our Galaxy** for \$14.95/month. This program starts in January.

YES!

WE DO MAIL-ORDER.

www.e-quilterscorner.com

607-266-0850

NIGHT WATCHMAN

CONTINUING BLOCK OF THE MONTH



This block-of-the-month features some of our favorite woodland animals – a fox, an owl, fireflies, birds, a bear and more. All the fabric is batik with a modern flavor and glowing with the beautiful colors of nature. The animals are fused appliqué blocks and are interspersed with pieced blocks to create a lovely 50" x 66" finished quilt. The program started in September 2019 and runs for 12 months. The monthly fee is \$18.99; all the fabric for the quilt top plus binding as well as patterns is included. You will receive full color step-by-step instructions, detailed graphics, reversed appliqué pages, plus seven inserts for positioning the appliqué. The pattern is available separately for \$42.

Quilters Corner 25th Anniversary

Quilt Challenge

Celebrating Your Creativity

We would like to showcase the talent that our customers have shown us over the years. In that spirit, we are doing a quilt challenge.

Here's how it works:

- To participate, purchase a fabric pack with a fat 1/16th of each of the two challenge fabrics to be used in your quilt. The cost is \$1.99. The rest of the fabric will be up to you.
- Each of these two fabrics must be in your quilt and each fabric should have at least a 1" x 2" piece showing.
- Each quilt must be no more than 15" long and no more than 15" wide. They can be smaller, but please no larger than 15". They do not have to be the same dimension on each side; they can be a rectangle or whatever shape you like.
- The due date is June 30th. We will have all the challenge quilts on display for our July 25 Birthday Party.
- The quilt should have three layers: top, some sort of middle layer (batting) and backing.
- Each quilt should have something to anchor those layers together: example - quilting or tying.
- Anything goes as far as design: traditional, modern, landscape, portrait...
- Your quilt must have your name and telephone number on the back for return. Your quilt will remain at Quilters Corner though the rest of 2020 to help us celebrate all year long.
- There will be no winners or losers. All participants will receive a gift from Quilters Corner.

Thank you in advance for making our 25th anniversary a special time for all.

You will love the **Creative Grids® Folded Corner Clipper** for half-square triangle blocks, joining binding strips, and for blocks such as Flying Geese that use the folded corner method. Scan the QR code to see a video, or ask us to show you next time you visit Quilters Corner.



Try Something New Days

As part of our anniversary celebration, we will be scheduling special events each month, complete with refreshments and door prizes. Here are what we have planned for the first four months:

Friday, January 24, 4-6

Demo of the new **Wonder Curve Ruler** from Sew Kind of Wonderful

Friday, February 21, 4-6

Appliqué demo by Kristin, our resident expert in hand and machine appliqué techniques

Friday, March 20, 4-6

Make & Take - your chance to try a new machine sewing technique

Friday, April 17, 4-6

Gizmos & Gadgets Come see our favorites, old and new.

RickRack is a warm and cozy quilt using the Color Wash and Woolies line of flannels by Bonnie Sullivan and Maywood Studio. The colors are rich and warm, and construction is simple, using charm squares to create half square

triangle blocks. Have fun playing with the blocks. There are lots of ways to arrange them. Pattern, charm squares, and black flannel yardage are all available. It measures 56" x 50".



Ithaca Modern Quilt Guild

First Sundays, 1-3 at Quilters Corner

Aurifil Color Builders

Subscribe today!



Finding the right color thread can sometimes be a challenge. Wouldn't it be great to have a well rounded collection of Aurifil thread at home to make it easier?

Introducing Aurifil Color Builders, a monthly thread club. Each month you'll receive a curated mini-collection inspired by (and named after) one of Italy's most vibrant and colorful destinations. Each collection contains three large spools of 50wt thread -- a light, a medium, and a dark -- within the location's primary color palette. From the lemon groves of Sicily to the pink sand beaches of Sardinia to the clear teal waters of Capri to the stark city grey of Milan... each collection is crafted to evoke images of Aurifil's beloved Italian landscape. The colors were selected not only for their aesthetic appeal, but for their practicality in every day use. We think you'll appreciate the Color Builder collections both for their beauty and for their utility. Subscribe to our 2020 Thread Club today, only \$39.99/month!

You'll love the sturdy **Catch All Caddy 2.0** from by annie! Six slip pockets on the exterior provide easy access to tools and supplies, and a zippered pocket on one end keeps personal



items safe and secure. It is sturdy and portable with expanding interior dividers and comfy padded handles. All patterns from by annie have detailed instructions and online video tutorials.

Another wonderful animal pattern by Elizabeth Hartman, designer of Fancy Forest, is available. **Spectacular Savanna** features African animals – an elephant, zebra, giraffe, lion, rhino, gazelle, hippo, and wildebeest. The 64" x 84" sampler quilt uses traditional patchwork piecing – no paper piecing or appliqué. The pattern also includes complete instructions for making a variety of quilts and quilted pillow covers using individual animal and leaf blocks. We have a kit available for the quilt top – come in to see the sample. We think you'll love it!



The Quilt Factory has created several easy quilt patterns that feature cute animals with sweet sayings, perfect for baby. Each pattern requires 1-½ yards for the whole cloth background and small pieces for the animals to be appliquéd using your favorite method.

The patterns include a lamb, fox, kitten, puppy, whale, dinosaur, swan, and sloth. Cyndi *Slothower* had to make the sloth, of course, and we have created a kit based on her sample that includes cuddly Minkee for the sloth body. Each quilt measures 42" x 52".

Winterberry Café by Sue Pritt is sure to be welcome in any home. This 18" x 27" wall hanging of native birds at a birdfeeder uses an easy fusible appliqué technique. The pattern includes pre-fused, laser-cut appliqué shapes (for the tiny black accents only). Our kit includes everything else to make the quilt top plus binding.



New from Sew Kind of Wonderful

Many of you will be familiar with the Quick Curve Ruler (QCR) and the Mini QCR. We have enjoyed using both rulers and have created quite a few samples from the many available patterns and books. When a new ruler was introduced at Quilt Market called the **Wonder Curve Ruler** (WCR), we were excited to see what it could do.

Happy Together and **Cool Cars**, two new patterns using the WCR, are so adorable that we couldn't resist. Both have many possibilities to personalize for a favorite child. The 6" x 10" ruler has colored lines and markings which make it wonderfully simple to make a combination of curved blocks that are used repeatedly in WCR patterns. The three bold colored lines make it easy to scale a block larger or smaller just by aligning fabric with the different colors and marks. Also, the curve is a bit deeper than the original QCR and the Mini.

Look for a class with Sheila for help with any of the Sew Kind of Wonderful Rulers. She will also teach a class for **Posh Penelope**, a beautiful new pattern that uses the original QCR. Come see our scrappy and gorgeous sample of this 69" x 80" quilt. A kit is available.



For Kids Who Sew!

(or want to learn how!)



Quilt Cadets patterns for pillows are the perfect combination of simplicity, cuteness, and sophistication that every kid desires. They are kid tested and approved! Our two in-stock patterns are **Mood Pillows** and **Enchanted Travel**

Pillows; each pattern has a special prize inside.


When your young sewist finishes a project, reward them with a merit badge for their sewing accomplishment. These fun items are also from Quilt Cadets and include a First Project Badge, Zipper Badge, Hand Sewing, Quilt Block, and Pillow Badges. Sewing is a great skill to have, and it's a great way to encourage creativity.



For doll enthusiasts, Barb will be offering a class in sewing for 18" dolls in March. Geared toward the new sewist (ages 8 to adult), the pattern will be simple, and the class will include instructions on adding embellishments to personalize the design.

Liz will be offering a class to make a Cross-Body Bag in February for ages 12+.

We hope to be offering many classes for kids in the future and are in the process of developing programs especially for young beginning sewists. Stay tuned...



Make a working clock to match any decor. **Stitch**

in Time and **Cuckoo Clock** are simple patterns that use either an artist's canvas or an embroidery hoop along with a battery-operated clock mechanism. Simple piecing or fusible appliqué completes the design.



At Quilt Market in Houston in October, one thing was abundantly clear – hand stitching is alive and well! We saw many examples of English Paper Piecing (EPP), wool appliqué, embroidery and more. Here are some of the fun things we think you will enjoy during the cold winter months, curled up in an easy chair with some stitching. If you'd like a little help getting started, we have classes that feature handwork.

For quick and easy stitchery, try our mini embroidery patterns from Hugs 'n Kisses. Each pattern includes one tiny adorable design and one iron-on transfer. Stitch with perle cotton or floss, then tuck it in a frame, stitch on clothing, feature it on a bag, or use in any quilt project. Check out our selection of little wooden frames – so perfect for displaying tiny embroidery. Some of the frames could even be made into necklaces and pins.

Mandalas to Embroider is a little book with a collection of 24 designs. Mandala is the Sanskrit word for 'circle' and has significant spiritual and symbolic meaning. These days it is often used as a generic term for a concentric design or one that radiates from the center. Sitting quietly focusing on stitching can be relaxing and meditative. The book contains detailed instructions and diagrams of the ten key stitches used. Detachable, iron-on transfers are included that can be used up to ten times.



Wool Needle & Thread by Lisa Bongean of Primitive Gatherings is your new go-to guide for wool stitchery. This book is brimming with dozens of step-by-step photos, streamlined stitching tricks, and professional finishing techniques. She starts with tips, favorite tools and needles, and then continues with her techniques for creating slim vines, pretty pennies, and beautiful flower appliques. Lisa shares five sweet projects that will teach you how to start, stitch, and finish your projects more accurately, more confidently, and more beautifully than ever before. Look for a kit to create the pincushion project and a pincushion class from Pat. A kit will be available that includes everything you need for the project.

Hugs 'n Kisses **Christmas Club Table**

Runner is a quick and lovely project to make for a mantle, small ledge, or table. EPP iron-on hexies and appliqué paper are included in the pattern. Look for a class from Kristin who will show you how easy it is to use appliqué paper and a glue stick to pre-turn raw edges to make appliqué a snap. Pattern and kit available.



Valentine's Day



Friday, February 14

Come in for some chocolate and
20% off pink and red fabric.

Machine Specials

through 1/31/20



Buy a PFAFF **creative icon** and receive a thread rack and 60 spools of Robison-Anton embroidery thread.



Buy a PFAFF **ambition** and receive a free extension table.

Victory Serger
Only \$1,499!



VICTORY 4-THREAD SERGER

- Jet-Air Threading™
- Built-in Needle Threader
- 4/3/2 Thread Serging
- No Tension Adjustments
- Full-Featured Differential Feed

Purchase a Baby Lock Victory Serger at \$1,499 and receive a Victory Inspirational Guide and a 60-Day Trial of Online Sewing Classes.

BUNDLE VALUE \$239.00

Amazing deals
from Baby
Lock!

The MSRP on the **Victory** is \$3199 and the MSRP on the **Celebrate** is \$2499.

Celebrate Serger
Only \$999!



CELEBRATE 4-THREAD SERGER

- Jet-Air Threading™
- Built-in Needle Threader
- 4/3/2 Thread Serging
- Easy Tension System
- Full-Featured Differential Feed

Purchase a Baby Lock Celebrate Serger at \$999 and receive a 60-Day Trial of Online Sewing Classes.

BUNDLE VALUE \$69.00

2020

QUILTERS CORNER BAG SAVERS CLUB

To get your 2020 Quilters Corner tote, purchase at least \$100 in merchandise in one visit and you'll get an exclusive Quilters Corner 2020 bag. Your benefits will include one discounted fat quarter each day that you visit Quilters Corner in 2020, as well as extra discounts on all bolts in our sale area. The totes will be available starting January 2. The sooner you take yours home, the greater your 2020 savings.



Thank You to everyone who brought in food and toiletries after Thanksgiving. We gave hundreds of pounds of donations to help stock the Ithaca Kitchen Cupboard. Well done!

Thanks to everyone who participated in the Bingo Shop Hop. Congratulations to all the lucky hoppers who won prizes. A sewing machine as well as 65 gift certificates worth \$1,950 were awarded. We are looking forward to participating in this hop again next year.

Saturday, March 21

WORLDWIDE QUILTING DAY

Come celebrate with us!

Fat Quarter Sale

Buy 5, get 1 free

Quilters Corner Classes Winter 2020

Come in and look at the teachers' samples in our classroom or view them on our website. You can stop by the shop to register, pick up the phone, 607-266-0850, or see classes online at www.e-quilterscorner.com. We hope to see you soon!

Key: ♥ = great for beginners ☀ = daytime class

Getting Started

♥ Sewing School 101

Linda VanNederynen

Join the fun - step into the world of sewing. You will gain useful sewing skills and learn techniques as you make several projects.

Fabric choices for clothing, home décor, quilting, and crafting projects will be covered. Learn to select the proper tools and supplies for your sewing projects. Projects include: Carry-All Clutch, Table Runner/Topper, Apron, Pillow with Zipper, and Lined Drawstring Bag. Sewing machine and book required.
Tues. Jan 21, 28, Feb, 4 and 11, 6-9 PM OR
Tues. Apr. 7, 14, 21 and 28, 6-9 PM **\$108**



♥☀ Learn to Quilt

Cyndi Slothower

This is a comprehensive class in the basics of making a quilt: rotary cutting, creating a variety of blocks, then playing with layouts and sewing a top for a small quilt of your own design. Finally, we will baste, machine quilt, and bind. All sewing can be done in class. Machine required, but you may use ours!

Mon. Feb. 3, 10, 17, 24, Mar. 2, 9, 16, 23
Choose 9:30 AM-12:30 PM or 5:30-8:30 PM **\$216**



♥ Absolutely Beginning Sewing Machine Operation

Linda VanNederynen

Start with turning on a sewing machine, threading, winding a bobbin, attaching feet and accessories. Maintenance, adjusting tension, selecting stitches, and stitching them out will also be covered. If you don't have a sewing machine or might want a new one, use one of ours to help you decide.

Wed. Jan 29, 6-9 PM **\$27**



♥☀ Color Confidence for Quilters

Cyndi Slothower

Do you agonize over fabric choices when planning to make a quilt? Learn the language of color, explore the color wheel, and play with fabric combinations. You will gain insight into why some quilts sing and others fall flat, and become more confident in your own unique color voice.

Mon. Jan. 13, 9:30-11:30 AM OR
Tues. Mar. 3, 6-8 PM **\$18**

♥☀ Sewing Basics for Garment Construction

Shaunessy Bloom

Learn basic sewing steps that are commonly used in garment construction. We will sew samples together in class which you will take home so you can reference them in your own sewing projects. Machine required. Sign up for one or all!

Seams, Hems and Darts

Mon. Jan. 13, 6-8 PM

Zippers and Closures

Mon. Jan. 20, 6-8 PM

Bias and Bias Applications

Mon. Jan. 27, 6-8 PM

Collars, Facings and Interfacing

Thurs. Feb 6, 2:30-4:30 PM

Self-finishing Seams and Contouring

Thurs. Feb. 13, 2:30-4:30 PM **\$18 per session**



♥☀ Borders and Binding Basics

Sheila Meehan

Finish quilts with great-looking borders and bindings. Learn to frame your quilts with borders that do not get "wavy". Sheila will teach you to make bias and straight grain bindings, mitered and curved corners. Binding by hand and with a machine will be covered. Machine required.

Sat. Feb. 15, 12-3 PM **\$27**



♥☀ Sew Along with Cyndi

Cyndi Slothower

Gather your projects for some dedicated sewing time. Cyndi will assist you with any sewing and quilting questions.

Tues. Jan. 7, Feb. 25, Mar. 31, 6-9 PM OR
Mon. Mar. 30, 9:30 AM-12:30 PM OR
Mon. Apr. 20, 5:30-8:30 PM **\$27/session**



Finishing Up

♥☀ Intro to Machine Quilting Cyndi Slothower


So many quilt tops, so little time! Learn the basics of machine quilting, first with a walking foot and then free-motion. You will learn some simple designs that are beginner-friendly so you can finish your quilts with confidence. Machine required.
Sun. Jan. 12, 12-5 PM



\$45

♥☀ Getting Started with Westalee Rulers Linda VanNederynen


Westalee rulers are designed for quilters to use on their home sewing machine as guides for free motion quilting. Learn to properly attach the free motion ruler foot to your machine, then to move the fabric while the foot hugs the edge of the ruler. You'll practice using several different rulers. With Linda's helpful tips and encouragement, you will soon be creating beautiful designs! Machine, foot, and rulers required.
Thurs. Jan. 23, 9 AM-12 PM OR
Thurs. Mar. 19, 9 AM-12 PM



\$27

♥☀ Fearless Free-Motion - The Basics Pat Merkle

Become fearless about free-motion quilting on your domestic sewing machine. You'll learn about basting, batting options, needle and thread choices, tension, and more. Learn to stitch on a line, travel, echo and then move on to fun filler designs. Machine required, extension table recommended.
Sun. Feb. 9, 11:30-3:30 PM



\$36

♥ Basting Cyndi Slothower

Do you have a quilt top finished that you need to sandwich or baste in preparation for quilting? Many hands make light work! Learn to baste in a frame, one top each, and more if there is time.
Tues. Mar. 10, 6-9 PM



\$27

**Take a class with a friend,
or make some new ones!**

Advancing Skills

♥☀ Stitcher's Garden Kristin Thompson

Create a beautiful quilt and learn more about your sewing machine, decorative stitches, and many different presser feet. Each month explore new techniques like pin tucking, machine appliqué, couching, sewing on a button by machine, and candlewicking. Open to all makes and models of sewing machines. Each class stands alone.
Sun. Feb. 23, Mar. 29, Apr. 26, 12-4 PM



\$36/session

Piecing - Beyond the Basics Cyndi Slothower

For those with basic quilt making skills who want to take their piecing up a notch. Join Cyndi once a month as she leads you through cutting and piecing harder blocks: diamonds and y-seams, curves, odd shapes and more. With these skills, you can tackle any block! You can choose a colorway and plan to attend multiple sessions, but each class stands alone. Machine required.
Tues. Jan. 14, Feb. 18, Mar. 17, Mon. Apr. 27
6-9 PM

\$27/session

♥☀ Intro to Machine Appliqué Kristin Thompson

We will cover machine basics, how to choose the right threads, needles, fusible webs, and stabilizers. Practice satin stitch, buttonhole stitch, and more. Start with easy exercises and then begin a small quilt or wall hanging that uses your new skills. Machine with zigzag stitch required.
Thurs. Mar. 12, 2-6 PM



\$36

☀ Shifting Perspectives Ron Stepanik

Make your own architecturally inspired creation using Ron's pattern *Shifting Perspectives*. This is an easy block to paper piece and Ron will walk you through each step. Use his method to align blocks to achieve great precision. You can also explore design alternatives to truly make it your own creation. Alternative design sheets will be passed out. Machine and pattern required.
Sat. Jan. 18, 12-4 PM



\$36

Garments

♥☀ Know Your Knit Fabrics Stephanie Allen

Learn about different types of knits and the kinds of clothing they are used for. You will label samples in class. We will also talk about types of machines and stitches used in sewing with knits. Kit fee \$5, payable to teacher in class.
Thurs. Jan. 9, 4-6 PM



\$18

How to Adjust the Bodice Stephanie Allen

Are you frustrated with the way your tops fit? Learn common adjustments for fit issues such as: a small or large bust, narrow or wide shoulders, full tummy, and length adjustments for a tall or petite height. Learning how to adjust for your unique body will give you confidence to sew your own clothing. You will practice these adjustments on 1/4 scale patterns, then adjust your own patterns, if desired. Pattern fee \$4, payable to the teacher in class. Machine required.
Fri. Mar. 13, 5-9 PM

\$36

♥☀ Knits 101: Sock Making Stephanie Allen


Practice sewing with knits on your sewing machine by making an easy pair of socks!
Mon. Jan. 20, 10 AM-1 PM

\$27



♥☀ Sew Your Own Garment Shaunessey Bloom

Learn how to construct a garment from start to finish: how to lay out your pattern, cut a garment out, selection of fabric and thread, and more! Choose your own pattern. Machine required.
Thurs. Apr. 2, 16 and 30, 12:30-4:30 PM



\$108

♥ Knits 101: Leggings Stephanie Allen

Learn the secrets of sewing with knits! Make an entire pair of leggings from start to finish in one class. Learn to cut out, sew and topstitch with knits. Pattern fee \$13, payable to the teacher in class. Machine required.
Fri. Jan. 24, 4-9:30 PM



\$50

♥ How to Hack Patterns: 1 Pattern, 4 Styles Stephanie Allen

Making a pattern fit your body can take time! Why not use the same pattern to create different styles? Learn principles of "hacking" basic patterns to create an entirely new look! You will practice on half-scale patterns. Also bring your own patterns you would like help with. Half-scale patterns kit \$5, payable to the teacher in class. Machine required.
Thurs. Apr. 9, 5-9 PM

\$36

♥ Knits 102: Cardigan Stephanie Allen

Learn to sew knits by making a cozy cardigan with or without pockets. You will learn to cut out, sew, hem and topstitch knit fabric. The pattern has a relaxed fit and comes in sizes XXS-3XL. Pattern \$16, payable to the teacher in class. Machine required.
Thurs. Feb. 6, 13 and 20, 5-9 PM



\$108

♥ Knits 101: T-Shirt Stephanie Allen

Make a T-shirt and learn to sew knits, including cutting out, stitching, neckbands and hemming. Must be comfortable using sewing machine. Pattern and machine required.
Thurs. Apr. 16 and 23, 5-9 PM



\$72

Button Up Shirt Stephanie Allen

Come sew a short-sleeved version of the Grainline 'Archer Shirt', or the Cashmerette 'Harrison Shirt'. Get over your fear of collars, plackets and buttonholes. Intermediate level. Pattern and machine required.
Thurs. Mar. 5, 19 and 26, 5-9 PM



\$108

♥ Knits 101: Underwear Making Stephanie Allen

Make your own underwear! You'll learn techniques for working with knits, including cutting out, sewing seams, and topstitching for a professional look. The pattern features a comfortable contoured waistband. Pattern fee \$13, payable to the teacher in class. Machine required.
Wed. Apr. 29, 5-9 PM



\$36

Gifts & Fun Things

♥☀ Beeswax Food Wraps

Linda VanNederynen

Beeswax food wraps are the perfect eco-friendly food storage solution. Linda will share her recipe and method of making beeswax wraps to use as a replacement for plastic wrap. These are perfect for wrapping sandwiches, leftovers, snacks and virtually every food storage need. Wax materials fee, \$10 payable to teacher in class.

Wed. Feb. 5 OR Apr. 8, 6-9 PM




\$27

♥☀ Dandelion Dreams

Kim Chase

Make a one-of-a-kind collage wall hanging for a woman in your life: mother, daughter, special friend. You will create a design with Kim's assistance, then fuse, embellish and machine appliqué. Machine required.

Wed. Feb. 26, 1-4 PM OR Apr. 22, 1-4 PM \$27



♥☀ Jelly Roll Rug

Kristin Thompson

All it takes to make this fun area rug is a jelly roll (set of 42, 2 1/2" strips) and strips of cotton batting. It's lots of fun and so customizable. One jelly roll makes a rug about 30" x 44". Beginners are welcome. Pattern and machine required.

Fri. Feb. 28, 10 AM-3 PM



\$45

CLASS POLICIES

- Payment must accompany class registration.
- You may withdraw from a class and receive a full refund up to one week before the class begins. After that time, no refunds will be issued.
- We'll notify you and give a refund if we cancel a class.
- Be considerate of your teacher and other class members; please leave children and guests at home.
- We encourage you to make sure the class has the minimum enrollment before you purchase supplies.
- Sewing machines are available and free for class use; be sure to reserve one when you register.
- Remember to request your 10% discount when buying supplies for Quilters Corner classes.
- Please purchase supplies before class begins so you don't miss anything!
- If your class will be held outside of store hours, please use the back door near the parking lot. If it is locked, use the doorbell.

♥☀ Sew for 18" Dolls

Barb Eaglesham

Use a sewing machine to create a simple outfit to fit your 18" doll. Learn some basics of garment sewing from a pattern, or hone your skills, then embellish to make your doll clothes unique! Ages 8+ are welcome, including beginners. Book and machine required.

Fri. Mar. 6, 9 AM-12 PM

\$27



♥☀ Fabric Greeting Cards

Sally Sumner

Looking for a quick project that uses your scraps? This class is for you! Greeting cards are fun, creative, and a great way to explore new stitches and techniques. Machine required. Supply fee of \$5 payable to the instructor in class.

Sun. Apr. 19, 12-3 PM

\$27



♥☀ Tuffet Workshop

Kristin Thompson

Everyone needs a tuffet, a one-of-a-kind piece of upholstered furniture for your home or for a gift. In this two-session workshop, you will sew a tuffet cover and build the upholstered foundation. There will be some sewing required between sessions. Basic sewing skills, pattern, tuffet upholstery kit, and sewing machine required.

Sat. Apr. 25, 9:30 AM-4:30 PM and

Sat. May 2, 9:30 AM-1 PM

\$95



Make Your Own Class

♥☀ Make Your Own Class

Cyndi Slothower

Are you stuck on a quilting or sewing project?

Dedicate some time to sew with other like-minded folks. Bring whatever you wish to work on and Cyndi will assist.

Mon. Jan. 27, 12-5 PM OR

Fri. Mar. 6, 12:30-5:30 PM

\$45



Use a classroom machine for FREE! Reserve one when you sign up for class.

New Owner Classes

♥☀ PFAFF and Baby Lock Sewing Machine New Owner Classes

We are committed to helping you learn the features of your new computerized sewing machine. Second helpings are welcome and cheerfully served. Each session is FREE w/ machine purchase from QC or \$125. If you do not see your model listed, please call for an appointment.

Baby Lock Sergers, All Self-Threading - Edith

A. Basic Operation, Learning Icons, Basic Feet

Mon. Jan. 13, 1-4 PM

Triumph, Ovation, Acclaim, Accolade and Victory also take:

B. Specialty Feet and Special Techniques

Mon. Mar. 9, 1-4 PM

Baby Lock Altair, Aerial, Aventura, Accord

(A and B) - Pat

Symphony, Crescendo, Presto, Soprano (A only)

A. Basic Operation, Learning Icons, Basic Feet

Wed. Mar. 11, 9 AM-12 PM

B. Embroidery

Wed. Apr. 15, 9 AM-12 PM

PFAFF Ambition and Expression

(except Expression 720) - Cyndi

Mon. Jan. 13, 1:30-5:30 PM OR

Thurs. Mar. 12, 5-9 PM

PFAFF Expression 720, Performance 5.0 and 5.2

and Creatives (except Icon) - Edith

A. Basic Operation, Learning Buttons, Basic Feet

Fri. Jan. 10, 1-4 PM

B. Special Techniques

Fri. Feb. 7, 1-4 PM

C. Embroidery and Precise Positioning

(for Creatives only)

Fri. Mar. 13, 1-4 PM

PFAFF Performance and Creative Icon - Linda

Babylock Destiny and Solaris—Linda

By appointment

TOL Clubs

☀ Top of the Line machine owners can join Linda to expand your knowledge and skills regarding the endless features of your amazing machine. Projects and techniques will be covered. \$27/session

PFAFF Icon Club

Thurs. Jan. 30, 1-4 PM OR Fri. Mar. 20, 9-12 PM

Baby Lock Destiny and Solaris Club

Fri. Jan. 31, 1-4 PM OR Thurs. Mar. 19, 1-4 PM

Software

♥☀ Premier + 2 New Owners Training - Linda

Learn to configure and set up your new software and build skills with basic functions. You'll learn to use components such as Lettering, Encore, Photostitch, Wordsculpt, and Crosstitcher. Free with software purchase from Quilters Corner or \$125. By appointment.

☀ Software Club

Merrie Wilent

Owners of Premier + Ultra or Premier + 2 Ultra are welcome to join anytime for software continuing education. You'll explore many techniques and modules and receive a full color lesson handout in our Software Club. Bring laptops, power cord, and dongle if you use one. Fri. Mar. 20, 2-4:30 PM \$23 per session.

Serger Fun

♥☀ Absolutely Beginning Class for Sergers

Edith Johnston

This class is for anyone who has a serger and needs help from the very beginning: basic threading, inserting needles, adjusting tension. Class size is kept small. Serger required.

Wed. Feb. 19, 1-4 PM OR

Mon. Apr. 27, 1-4 PM

\$30



♥☀ Serger Club

Linda VanNederynen

Join us monthly to learn, create, be inspired and motivated, while expanding your skills in serging and sewing. Projects are specifically designed to help you become proficient with serger stitches, techniques, attachments and feet. Some projects will span two club sessions. Beginners are welcome. 4 or 8 thread serger in good working condition required. \$27 per session



Zippered Pocket Bottle Wrap

Thurs. Jan. 23, 1-4 PM

Projects to be announced

Thurs. Feb. 20, 1-4 PM

Thurs. Mar. 26, 1-4 PM

Thurs. Apr. 23, 1-4 PM

Hand Work

♥ Intro to English Paper Piecing: Hexagons Linda VanNederynen

Learn the basics of English Paper Piecing and the delight and Zen of hand work. We will explore the many possibilities of using hexies: classic, modern, and trendy. You will create a flower hexie to turn into a trivet, expand into a placemat, or a larger piece. A perfect portable project.



Mon. Feb. 3, 6-9 PM OR Wed. Apr. 1, 6-9 PM \$27

☀ Big Stitch Quilting and Hemstitch Binding Cyndi Slothower

Learn a quick and easy hand quilting stitch, then a hand embroidery stitch that will make binding your quilts lots of fun. Stitch on your own quilt in progress or make a small wall hanging in class.



Wed. Feb. 5, 9-11 AM

\$18

☀ Wool Appliqué Pin Cushion Pat Miller

Learn stitches that make wool appliqué so charming and create a sweet pincushion. Book required. Kit available.



Sun. Feb. 16, 1-3 PM

\$18

☀ Hugs 'n Kisses Table Runner Kristin Thompson

English Paper Pieced (EPP) Hexagons and some simple glue stick appliqué make this sweet little table runner a quick but lovely project to make for a mantle, small ledge or a table. EPP iron-on hexies and appliqué paper are included in the pattern. Kristin will show you how easy it is to use appliqué paper and a glue stick to pre-turn raw edges, making appliqué a snap. Hexagons require hand piecing, but machine techniques may be used for the rest. Pattern and kit available.



Sat. Mar. 14, 12-4 AM

\$36

Open Sewing at Quilters Corner!

Join in most Tuesdays and Wednesdays from 12-4 PM. Work on your project in our beautiful classroom. Make new friends! Machines and irons are ready. Call to reserve a table. Only \$5 per session! Additional times may be available during shop hours – call to find out. 607-266-0850

EPP Club

♥ We invite you to attend this group and share in learning the diverse designs, styles, and techniques that English Paper Piecing offers. There is no charge to participate. At each gathering, Linda and Kristin will share with you what is trending in the world of "EPP": the latest tools and gadgets available as well as techniques in basting, sewing, layout and design. Share your tips and findings, and bring your project. If you are new to EPP, please come and see what it is all about. (Also consider the class Intro to English Paper Piecing: Hexagons listed under Hand Work.)



Wednesdays, 6-8 PM, Jan. 22, Feb. 19, Mar. 18, Apr. 15

FREE

Tuesday morning charity sewing – it's fun to sew with other people!



THE SEW GIVERS meet on Tuesdays in Quilters Corner's spacious classroom from 10AM-noon to sew for local charities. They welcome your participation.

E.A.T. Group (Exploring Advanced Techniques) meets monthly to share machine techniques. If you enjoy trying new things with fabric and would like to share your work in progress and creative techniques, please come. Membership is free. Please call Sherry to register at 607-592-5235. Meets the third Monday of every month at Quilters Corner from 1-3 PM.

Ithaca Modern Quilt Guild

Meetings are the first Sunday of every month from 1 to 3 PM at Quilters Corner. All are welcome. Bring show and tell!

Sew Many Quilts!

♥☀ Fabric Collage Quilt Valerie Leftwich

A giraffe, elephant, owl, fox and more! Choose a fabric collage quilt pattern from Laura Heine, and Valerie will help you bring it to life! This is easy enough for a beginner and so much fun! Pattern required. Sat. Jan. 11 OR Fri. Apr. 3, 10 AM-4 PM



\$54

♥☀ Posh Penelope Sheila Meehan

This is a stash friendly pattern that feels fresh and modern. You will use the Quick Curve Ruler to easily sew the curves. Pattern and machine required. Kit available. Wed. Jan. 15, 11 AM-4 PM



\$45

♥☀ Take a Hike/Snapshot Landscape Quilt Sharon Bottle Souva

This class is an exploration of natural design aimed at translating the love of landscape or garden into an original design. We will start with simple sketches inspired by your photos, or ideas. From these, students will work directly on the fabric background in a collage technique allowing for the small original piece to be near completion at the end of class. Original designs, fabric choices, rotary cutting, fusing, direct appliques and free motion quilting are all discussed and used in class. Machine required. Sat. Jan. 25, 10 AM-4 PM



\$70

♥☀ One Block Wonder Valerie Leftwich

Choose one great fabric and one block shape and make a one-of-a-kind quilt. No fussy cutting and no set-in seams. Book and machine required. Sat. Feb. 8, 10 AM-4 PM



\$54

♥☀ Portrait in Collage Valerie Leftwich

Start with an enlarged photo - of yourself, a special friend or favorite animal. Using an easy collage technique, you will create a one-of-a-kind portrait. Sat. Mar. 7, 10 AM-4 PM



\$54

♥☀ Quick Curve Ruler Sheila Meehan

Sew curves quickly and easily, even if curved piecing is new to you. Choose a pattern and fabric using the Quick Curve Ruler or the Mini QCR, and Sheila will show you how! Suitable for advanced beginners with rotary cutting skills. Ruler and machine required.

Wed. Feb. 12, 1-4 PM

\$27



♥☀ Tweak Your Log Cabin Sharon Bottle Souva

This is Sharon's favorite block. She has been using it to create new and exciting designs for many years. This class will take you from the traditional log cabin pattern to an innovative design through a series of exercises. You will explore block design, color, value, fabric choices, and composition while starting a small wall quilt. This design can be used for any size quilt. Machine required. Sat. Mar. 21, 10 AM-4PM

\$70



♥☀ French Roses Valerie Leftwich

Sewing French Roses is so easy and so much fun that we encourage beginners to try it. The edges are raw so they "bloom" when washed. Enjoy playing with fabric and watch your garden grow! Pattern and machine required. Sun. Mar. 22, 12-4 PM

\$36



Strip Pieced Mariner's Compass Cyndi Slothower

Make a Mariner's Compass without paper piecing! Cyndi will guide you to create your own 18" Mariner's Compass block using Robin Ruth Design's very clever Fat Robin ruler. Cyndi made a pillow with her block, but you can carry on and make a whole quilt! Ruler and machine required.

Mon. Mar. 30, 4-9 PM


\$45



☀ Diamonds Cyndi Slothower

Learn to cut 60° diamonds, sew them in diagonal rows and add side and corner triangles. You will make a lap or baby quilt. Machine required. Mon. Apr. 6, 12-5 PM

\$45



Hold Everything!

Machine Embroidery

♥☀ Cross-Body Bag

Liz Navikas

This cross-body bag is generous enough to hold the larger cell phones, even with cases. It has an inside divided pocket to hold money, cards and a pen. Beginning sewers, including youth ages 12+, are welcome if they are familiar with using a straight stitch and zig zag on a sewing machine. Pattern and machine required. Sat. Feb. 22, 11 AM-3 PM

\$36



♥☀ Waxed Canvas Tote

Linda VanNederynen

Waxed canvas or waxed fabric has the look of leather with imperfections, but it is much easier to sew. In two sessions you will learn to wax your own cotton canvas fabric and then sew it into a rugged, durable, water resistant, everyday tote. Learning this technique will lead to many new sewing options. Booklet required. Waxing materials fee \$10, payable to instructor in class. Machine required. Thurs. Mar. 5 and 12, 9 AM-12 PM

\$54



♥☀ Boxed Bottom Cork Bag

Linda VanNederynen

Cork is natural, pliable, versatile, renewable, washable, durable and anti-microbial. It's the new leather! Quilters Corner has a wonderful selection of cork in many colors and sizes. Join Linda as you combine cork with your favorite fabric to create this versatile and useful bag. Learn to "box" the bottom of this bag with cork, put in a lining and insert a zipper. Enjoy learning this technique to create a variety of bag sizes in this style. Machine required. Wed. Mar. 11, 6-9 PM

\$27



♥☀ Intro To Machine Embroidery

Linda VanNederynen

This is for beginners or those who need to refresh their skills with evolving technology and products. Linda will cover the essentials to get you started with machine embroidery.

Learn to load, transfer and alter designs before you stitch them out. The importance of stabilizers, hoops, needles, and thread will also be covered. This is a hands on class including demonstrations, troubleshooting and embroidering. Learn to load, transfer and alter designs before you stitch them out. Embroidery machine required-If you do not own an embroidery machine and want to know more, you are welcome to sign up and a machine will be provided for you.

Thurs. Feb. 13, 10 AM-2 PM OR

Sat. Apr. 4, 9 AM-1 PM

\$36



♥☀ Machine Embroidery Workshop

Join us monthly to create and stitch beautiful embroidery designs. We select wonderfully digitized projects from a variety of embroidery design companies: Anita Goodesign, Sweet Pea, Pickle Pie, Urban Threads, Kimberbell, Susan O' Very and more! All levels of embroiderers encouraged. The hands-on workshops will take you from beginner to expert as you learn fabric choices, thread choices, hooping, stabilizers, and techniques. Embroidery machine required - all makes and models are invited. If you don't have an embroidery machine, you are welcome to use one of ours. Monthly design CD and kit purchase required, payable at registration. Class fee \$27 per session

January:

Thursday 30th, 9 AM-12 PM

OR Friday 31st, 9 AM-12 PM

February:

Thursday 20th, 9 AM-12 PM

OR Friday 21st, 9 AM-12 PM

March:

Thursday 26th, 9 AM-12 PM

OR Friday 27th, 9 AM-12 PM

April:

Thursday 23rd, 9 AM-12 PM

OR Friday 24th, 9 AM-12 PM

You can sign up online!
www.e-quilterscorner.com



PRSRT STD
U.S. POSTAGE
PAID
ITHACA, NY
PERMIT NO. 780

518 W State/MLK St
Ithaca, NY 14850
M-F 10-6, Sat 10-5,
Sun 12-4
607•266•0850
www.e-quilterscorner.com

**VISIT YOUR
LOCAL QUILT
SHOP DAY
Saturday,
January 25
Free gift for the first
25 shoppers**



We'll Be Closed

- Christmas, December 24 - 25
- New Year's Day, January 1
- Inventory Day, January 6
- Easter Sunday, April 12

Did you know?

Quilters Corner welcomes groups



What you can expect:

- Open early to accommodate your schedule
- Goodie bags for everyone
- Light snacks provided
- Clean bathrooms
- Cold water to fill your water bottles
- Extra staff on hand to provide assistance
- Demonstrations provided upon request

Give us a call to schedule an outing your group will talk about for a long time:
607-266-0850.

The minimum group size is ten.