

518 W State (Martin Luther King Jr) St
607•266•0850

www.e-quilterscorner.com
quilters@e-quilterscorner.com

QUILTERS CORNER HIGHLIGHTS

Blocks of the Month
(p 2-3)

The latest cool stuff
(pp 3-6)

Classes! You can see
class samples and
sign up on our website.
(pp 8-15)

**Serger Spectacular
Workshop** January 17-19
(p 6)

**Spend the day with
Nancy Bronstein!**
Wednesday, January 23
(p 7)

**Visit Your Local Quilt
Shop Day**, Saturday,
January 26. Fat Quarter
Sale! (p 16)

Worldwide Quilting Day
Saturday, March 16 (p 7)

Oh Baby! Friday, May 3 or
Saturday, May 4 (p 6)

Visit our website to see
this newsletter in color.

Don't miss out on the
latest QC news, tips,
and coupons! Email us
or visit our website to get
on our email list. We'll
never rent or sell your
info.

14 GOOD THINGS ABOUT WINTER

This winter came on early and strong. It's not over yet, so let's enjoy it!

1. Staying home and sewing when a snowstorm hits
2. Winter sports- sledding, skating, curling, snowmobiling, snowshoeing...
3. Hot chocolate
4. Holiday lights – and please do leave them up until Daylight Savings Time returns
5. Warm Fires
6. Trees covered with freshly fallen snow
7. Holiday get-togethers
8. Curling up under a quilt with a good book
9. Cooking and baking for a warm house and a happy belly
10. Warm sweaters and cozy flannel
11. Getting together with friends to make gingerbread houses
12. No mosquitos or ticks
13. Examining snowflakes and trying to catch them on your tongue
14. Sewing the binding on the quilt you are finishing without overheating



***Whatever your sewing wishes and budget,
we have a machine that's right for you. Come
in today and let us help you find it!***



Introducing the **Baby Lock Genuine Collection**

This new line of machines has easy-to-use features for both beginner and novice sewists. You bring the enthusiasm, spirit, and creativity and the Genuine Collection will help you bring it to life.

BLOCKS OF THE MONTH

AMISH WITH A TWIST IV

NORTH STARS

PIECED BLOCK OF THE MONTH

CONTINUING BLOCK OF THE MONTH





Nancy Rink has truly outdone herself with her newest Amish-inspired block of the month design! It merges elements of a traditional Amish Trip Around the World with a unique center star and a variety of colorful blocks, all set against a black background. Nancy's careful color placement gives each block a beautiful floating, dimensional twist. The twelve month program begins in January. The cost is \$14.99 monthly for the kits and \$30 for the pattern booklet which includes three additional quilt patterns. Through March 15, get 10% off the kits when you buy all twelve kits at once! The finished quilt size is 88" x 98".

Elizabeth Hartman has done it again! We love her pieced animal quilts and her newest, **North Stars**, featuring nine Arctic animals, is simply adorable. This versatile pattern gives instructions for 80" x 80" and 54" x 54" quilts, and a 24" pillow. We have punched up the color to add a little Quilters Corner spark. Kits are \$23 a month and include everything to make the 80" x 80" top plus the binding. The pattern, \$28, is sold separately. This ten month program started in October and continues through July. Sign up today – kits are limited!



Sheila made the 24" otter pillow from North Stars.





Babyhood by Barbara Persing can be finished in a weekend! Sometimes there isn't much time, so Barbara designed these to be quick and easy and appealing for any baby's nursery. The adorable elephant, bunny, fish, and daisy designs are included on full size

paper patterns. Use fusible appliqué with a blanket stitch or choose your favorite stitch. The background is a convenient one-yard cut. The finished size 34½" x 42".

Get ready for the newest person in your life – that sweet baby! **Six Halves Make a Whole Nursery** contains nine patterns for baby quilts and accessories. They all start with six half-yard cuts of fabric. The detailed instructions will help even the most novice quilter create something special for a special baby.



Charlie Harper fans, we have seven wonderful new bird patterns. **Blackburnian Warbler, Red Eyed Vireo, Baltimore Oriole, Western Tanager, Wood Thrush, and Indigo Bunting** are 16" x 16" wall hangings.



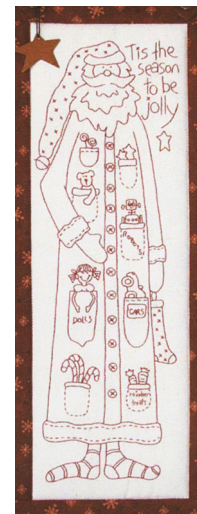
Cool Cardinal is an 8¼" x 37½" wall hanging. Instructions are written for raw edge appliqué but could be adapted to your favorite method. These will all be available as kits.

Up North Winter from Sweet Season Quilts is



a delightful winter scene featuring a pair of cardinals. The kit includes fabric appliqué shapes that are pre-fused and laser cut, plus fabric for the background, borders, and binding. This 18" x 18" quilt is quick and easy!

Hand stitchery, whether it's English Paper Piecing, wool appliqué, or embroidery, is increasing in popularity. It's a wonderful, calming, sometimes meditative and satisfying activity. At Quilt Market, we were particularly attracted to the handwork from an Australian stitcher/designer, Natalie Bird who says she is inspired by family and friends, special memories, nature, animals, and the world around her. Her company name is **The Birdhouse**, and her booth was crammed with wonderful things! We have 5" squares of assorted sweet designs that are preprinted on cream or blue linen for hand embroidery using floss or pearl cotton. They are small, simple, and great for beginners and experienced stitchers alike. In addition, we chose several lovely redwork patterns that have Christmas themes.




Valentine's Day

**LUV 2
SEW**

Thursday, February 14
Come in for some chocolate and
20% off pink and red fabric.

Tilda is a brand founded by Norwegian designer Tone Finnegar in 1999. She is known all over the world for her whimsical and naïve characters in the form of animals and dolls, and fabrics that are romantic and charming. In the shop now is her latest book, **Hot Chocolate Sewing**, which features 20 heartwarming projects for autumn and winter. Also available now, **The Rag Doll Friend** and




Tiny Whales kits. Each contains all the fabric you need to make one rag doll or two tiny whales. Look for Tilda fabric at Quilters Corner this spring. We think you'll love it!

Frameworkz is a fun contemporary pattern that includes four size options from baby to queen size. The fabric options for construction include 2½" strips, 10" squares, or stash busting. This pattern is so versatile!



Here are some new patterns that are beginner friendly, include multiple sizes, and are perfect for fans of chic minimal design.



My Guy by Modern Quilt Studio is a handsome quilt that would be perfect for a dorm room. This pattern is fat quarter friendly. It includes instructions for two sizes and can easily be adapted to any size.

Fat Quarter Fun, the newest pattern from Brynne Sigg of Royal Quilt Designs, is just right for that stack of coordinated fabrics you have been collecting. The geometric designs are pieced in sections for ease of cutting and construction.



Use a combination of light, medium, and dark values to create the striking patterns. We have a coordinated stack of fat quarters that we used for our sample available, or choose your own colorway.

Double the Plus is a modern plus sign quilt by Quilty Love that you can make single or double sided! Trendy but timeless design that uses two colors.



Plus Squared is a variation that is fat quarter and scrap friendly.

Triangle Peaks is a fat quarter friendly quilt that is simple to piece and quick to make using a 60° triangle ruler.



Change your tuffet to celebrate a season or a special holiday, or just because you want to. The **Tuffet for a Season Slipcover** pattern includes all the instructions and the foundation fabric to make a slipcover for an existing tuffet.



We saw the **Braid Template** and its little sister, the **Mini Braid Template** at Quilt Market. It's a handy tool that can be used in many ways. You can quickly and easily make braided borders for quilts, add

braided accents to placemats or bags and even make a beautiful headband!

The original tool cuts pieces in many sizes up to 8½" long using fabric strips from 1½" to 3" wide. **Table Scraps** is a quick table runner and placemat pattern that uses this template.

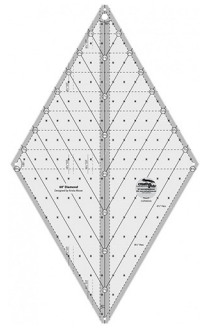
The Mini Braid Template will cut braids in a few different sizes from 3" to 4" long using fabric strips from 1" to 1½"

wide. **Pack it Up** is a fun zippered bag pattern in four sizes that uses the Mini template.

Use a pattern or create your own. You will have fun finding ways to incorporate braids into your projects. Ask us for a demo!



Another exciting new tool is the new Creative Grids **60° Diamond Ruler** designed by Krista Moser. It cuts hexies, diamonds, triangles, 120° side setting triangles, and more. Krista's patterns are fresh and modern, and the designs are deceptively easy to construct, often using precut strips and strip sets. We are happy to demo its versatility. Samples will be in the shop soon. Patterns we currently stock include **Fanfare**, **Woven Jewelbox**, and **Twirl N Spin Table Runner**. Krista has a lot of ideas and will be creating many more designs. Look for a class from Linda on the table runner.



Oh Baby!

Friday, May 3 or Saturday, May 4



Plan to join us for this fun event focused on sewing, serging, and embroidering for babies. Come for the morning class, or spend the afternoon attending the many demos, or join us for lunch and spend the whole day. In the morning class you will create a beautiful baby blanket while

learning to sew fleece and make mitered corners. Personalize your creation with a monogram while you experience the features of Pfaff & Baby Lock embroidery machines. Our afternoon demos and make & takes will be filled with tips, techniques, and tools for sewing cotton, flannel, knit, and fleece items for babies. Expect special pricing on machines during this event, free hand outs, and refreshments. Morning class (9-12), lunch and afternoon of demos and make & takes (1-4) is \$60, morning only is \$50, and afternoon only is \$15. Reserve your spot today!

Yes!

WE DO MAIL-ORDER.

www.e-quilterscorner.com

607-266-0850

Serger Spectacular Workshop

*A Hands-On Seminar with Karen C. Clancy
Designer, Machine Specialist, &
20-year veteran of the sewing industry*
THURSDAY-SATURDAY, JANUARY 17-19

This workshop is for **YOU**:

- If you've ever thought about buying a serger, but weren't sure you would really use it.
- If you have always wondered what a serger can do for you.
- If you want to get more out of the serger you have.
- If you have more sewing projects than time to get them done.



.....
People who attended
Karen's workshop last year
said:
"Three days went by so
quickly."
"I never knew I could do that
with my serger!"
"Wow! I didn't believe there
could possibly be three
days of class on a serger,
I can't believe how much I
learned!"
.....

Join us for 3 full days loaded with fun and serger know-how! From the basics to more advanced techniques, you'll be amazed at what you accomplish!

Learn to incorporate the use of "on-board" machine features and a variety of stitch options with both regular and decorative threads. You'll also use many of the presser feet and accessories that are available. Speed, creativity, professional results, and more... experience first hand ALL of the "SPECTACULAR" things you can do with this wonderful piece of equipment!

You'll complete your own "SPECTACULAR Serger Reference Library," containing step-by-step instructions and 35+ samples on a variety of materials. Samples and ideas for applications in home decor, quilting, as well as clothing and crafting will be shared throughout the event!

Everything is provided for you - a serger to use, thread, fabric, even lunches and snacks! Plus, you'll receive special pricing on

select serger models.

Only \$199 for all three days! Space is limited, so register today at (607)266-0850.

NEW MACHINES FROM PFAFF



**quilt
expression™ 720**
Elegant
functionality
delivered with
poise and
precision.



ambition™ 620
The exacting
craftperson's
most dependable
tool.



**expression™
710**
The versatility
and precision
integral to the
masterful sewist.



ambition™ 610
Durable
technology and
artful operation
stand out from
the crowd.

Try them today at Quilters Corner!

Spend the day with Nancy Bronstein!

Wednesday, January 23



Treat yourself to a day of learning with the extremely talented Nancy Bronstein. During the morning class you will create a lovely tote bag while you get to try out Pfaff's Creative Icon and Performance Icon sewing machines. The afternoon brings Nancy's beautiful trunk show and an overview of Premier+2 Embroidery Software.

- Tote bag class, lunch plus Trunk Show & Premier+2 Software overview \$50.
- Trunk Show & refreshments only, \$15.
- Class & lunch 9-1:30
- Trunk Show & Software Overview 2-4:30

2019 QUILTERS CORNER BAG SAVERS CLUB

To get your 2019 Quilters Corner tote, purchase at least \$100 in merchandise in one visit and you'll get an exclusive Quilters Corner 2019 bag. Your benefits will include one discounted fat quarter each day that you visit Quilters Corner in 2019, as well as extra discounts on all bolts in our sale area. The totes will be available starting January 2. The sooner you take yours home, the greater your 2019 savings.



Thank You to everyone who brought in food and toiletries after Thanksgiving. We gave hundreds of pounds of donations to help stock the Ithaca Kitchen Cupboard. Well done!

Nancy Bronstein travels the country for Singer, Viking, and Pfaff teaching sewing, machine embroidery and how to use the Premier+2 embroidery design software. Before working in the sewing industry, Nancy was a chiropractor and also at one time ran a college IT department. Nancy has been sewing since grade school when her mother first taught her to make doll clothes, then her own clothing. She brings us the latest techniques in garment construction, bag making, home dec, quilting and machine embroidery. She loves to help people bring their creative vision into reality. Her students have fun and learn new skills.

Special Training & Accreditations:

- Martha Pullen Certified Sewing Instructor
- BurdaStyle Certified Sewing Instructor
- BS in Computer Science & Premier+2 Certified

Thanks to everyone who participated in the Central New York Shop Hop. We raised over \$1,400 for area food pantries, including the Ithaca Kitchen Cupboard. Congratulations to all the lucky hoppers who won prize baskets and gift certificates!

Saturday, March 16

WORLDWIDE QUILTING DAY

Come celebrate with us!
11-4

Demos, discounts, desserts

Quilters Corner Classes Winter 2019

Come in and look at the teachers' samples in our classroom or view them on our website. You can stop by the shop to register, pick up the phone, 607-266-0850, or see classes online at www.e-quilterscorner.com. We hope to see you soon!

Key: ♥ = great for beginners ☀ = daytime class

Getting Started

♥ Sewing School 101

Linda VanNederynen

Join the fun - step into the world of sewing. You will gain useful sewing skills and learn techniques as you make several projects. Fabric choices for clothing, home décor, quilting, and crafting projects will be covered. Learn to select the proper tools and supplies for your sewing projects. Projects include: Carry All Clutch, Table Runner/Topper, Apron, Pillow with Zipper, and Lined Drawstring Bag. Sewing machine and book required.



Tues. Jan. 22, 29, Feb. 5 and 12, 6-9 PM \$90

♥☀ Learn to Quilt

Cyndi Slothower

This class will take you through the basics of making a quilt: rotary cutting squares and triangles, creating a variety of blocks, then playing with layouts and sewing a top for a small quilt. Finally, we will baste, machine quilt, and bind. All sewing can be done in class.



Machine required, but you may use ours!

Mon. Feb. 4, 11, 25, Mar. 4, 11, 18 and 25
Choose 9:30 AM-12:30 PM or 5:30-8:30 PM \$158

♥☀ Borders and Binding Basics

Sheila Meehan

Finish quilts with great-looking borders and bindings. Learn to frame your quilts with borders that do not get "wavy". Sheila will teach you to make bias and straight grain bindings, mitered and curved corners. Binding by hand and with a machine will be covered. Machine required.



Wed. Jan. 30, 1-4 PM

\$23

♥ Absolutely Beginning Sewing Machine Operation

Linda VanNederynen

Start with turning on a sewing machine, threading, winding a bobbin, attaching feet and accessories. Maintenance, adjusting tension, selecting stitches, and stitching them out will also be covered. If you don't have a sewing machine or might want a new one, use one of ours to help you decide.



Tues. Mar. 5, 6-9 PM

\$23

♥ Basting

Cyndi Slothower

Do you have a quilt top finished that you need to sandwich or baste in preparation for quilting? Many hands make light work! Learn to baste in a frame, one top each, and more if there is time.



Thurs. Mar. 21, 5:30-8:30 PM

\$23

♥☀ Intro to Machine Appliqué

Fran Fairbairn

You will learn how to use your machine to create both raw edge and turned edge appliqué pieces. As we work on a small sampler piece together, we will talk through how to read appliqué patterns, how to choose appropriate threads, needles, and stitches, how to work with fusible stabilizers, and much more! Machine with zigzag stitch required.



Sat. Apr. 13, 9:30-1:30 PM

\$30

♥☀ Sew Along with Cyndi

Cyndi Slothower

Gather your projects for some dedicated sewing time. Bring your friends or make new ones! Cyndi will assist as needed. As a bonus, she will feature a different scrap quilt each session to give you ideas for busting your scrap basket.



\$23/session

Tues. Jan. 15, Feb. 26, Mar. 26, Apr. 23, 6-9 PM OR
Mon. Apr. 1, 9:30 AM-12:30 PM OR 5:30-8:30 PM

**Use a classroom machine for FREE!
Reserve one when you sign up for class.**

Machine Quilting

Quilters Corner is committed to helping you learn to quilt your own quilts with your home machine! These classes will provide experience and confidence so you can give your tops the finish they deserve.

♥☀ Getting Started with Westalee Rulers


Linda VanNederynen

Learn to properly attach the free-motion ruler foot to your machine, then to move the fabric while the foot hugs the edge of the ruler. You'll practice using several different rulers. With Linda's helpful tips and encouragement, you will soon be creating beautiful designs! Machine, foot, and rulers required.

Thurs. Feb. 7, 9 AM-12 PM OR

Thurs. Mar. 7, 12-3 PM

\$23



☀ Free-Motion Quilting: Feathers

Karen Miller

Quilt free-motion feathers on your home sewing machine! Several feather designs will be discussed, drawn and quilted. A basic knowledge of free-motion quilting, a previous beginning machine quilting class, and machine required.

Fri. Feb. 1, 1-5 PM

\$30



♥☀ Fearless Free-Motion - The Basics

Pat Merkle

Become fearless about free-motion quilting on your domestic sewing machine. You'll learn about basting (without being on your knees), batting options, needle and thread choices, tension, and more. Pat will take the mystery out of the process so you can finish your quilts at home. Learn to stitch on a line, travel, echo and then move on to fun filler designs. Machine required, extension table recommended.

Sat. Feb. 2, 12-4 PM

\$30



♥☀ Intro to Machine Quilting

Cyndi Slothower

So many quilt tops, so little time! Learn the basics of machine quilting, first with a walking foot and then free-motion. You will learn some simple designs that are beginner-friendly so you can finish your quilts with confidence. Machine required.

Sun. Mar. 17, 12-5 PM

\$38



♥☀ Let's Quilt It!

Karen Miller

Join Karen Miller of Redbird Quilt Co. and get a little quilty playtime with various weights of Aurifil thread. Use the variety of weights in Karen's Subtle Sampler collection or purchase 50wt and 28wt Aurifil threads in the shop. Have different weights at home? Bring those too. Karen will show you how to use thread weight to your advantage. Walking foot, decorative stitches, free motion -- they can all highlight your beautiful projects when applied with the right weight of thread. Machine required, extension table recommended.

Fri. Mar. 15, 1-5 PM

\$30



Advancing Skills

♥☀ Stitcher's Garden

Kristin Thompson

Create a beautiful quilt and learn more about your sewing machine and many different presser feet. Try many decorative stitches with guided instruction and hands-on practice. Each month explore new

techniques like pin tucking, machine appliqué, couching, sewing on a button by machine, and candlewicking. Open to all makes and models of sewing machines. Each class stands alone. \$30/session

Sun. Jan. 20, Feb. 24, Mar. 31, Apr. 28, 12-4 PM



♥ Intro to Foundation Paper Piecing

Linda VanNederynen

Do sharp points and exact corners elude you? Paper piecing makes it easy to be extremely accurate even when sewing tiny pieces. You need only know how to sew on a line! Book and machine required.

Tues. Mar. 19, 6-9 PM

\$23



Hand Work

♥☀ Easy Appliqué Kristin Thompson

This class is for anyone who is terrified of the "A" word but would love to learn to appliqué. It's a foolproof preparation method that can then be stitched down by hand or machine. Without needle turning, it is guaranteed to give you that wonderful turned edge look of hand appliqué.

Fri. Feb. 1, 9:30 AM-12:30 PM

\$23



♥ Intro to English Paper Piecing: Hexagons Linda VanNederynen

Learn the basics of English Paper Piecing and the delight and Zen of hand work. We will explore the many possibilities of using hexies: classic, modern, and trendy. You will create a flower hexie to turn into a trivet, expand into a placemat, or a larger piece. A perfect portable project.

Mon. Feb. 4, 6-9 PM

\$23



♥ Big Stitch Quilting and Hemstitch Binding Cyndi Slothower

Learn a quick and easy hand quilting stitch, then a hand embroidery stitch that will make binding your quilts lots of fun. Stitch on your own quilt in progress or make a small wall hanging in class.

Thurs. Feb. 21, 6-8 PM

\$15



♥☀ Intro to Hand Appliqué Fran Fairbairn

In this two-part session, we will work on small appliqué projects and spend time mastering basic shapes. The class will focus on using needlturn technique to appliqué curves, stems, and points, understanding appliqué patterns, and thread and needle selection. A two-week gap between classes will allow you to practice at home and come back with questions for clarification.

Wed. Mar. 6 and 20, 9 AM-12 PM

\$45



♥☀ Intro to Hand Embroidery Pat Miller

Join Pat for an afternoon learning some basic hand embroidery stitches. You will make a sweet and useful needle book. It's such fun and so portable! Pattern required.

Sun. Mar. 24, 12-3 PM

\$23



Knits!

♥☀ Sewing & Serging with Knit Fabric Linda Van Nederynen

To **serge** or to **sew**? Who doesn't love wearing cozy knits! Who isn't so comfortable sewing with them? Get started with a primer on sewing with knit fabrics, including what equipment you need (or don't need), the different stitches, and some basic tips to help build your skills and confidence. Thread and needle choices will also be covered. Learn techniques using both a serger and a sewing machine while making a small project. Machine required, and serger if you have one.

Sat. Feb. 16, 9 AM - 3 PM

\$45



Tuesday morning charity sewing – it's fun to sew with other people!

THE SEW GIVERS meet on Tuesdays in Quilters Corner's spacious classroom from 10AM-noon to sew for local charities. They welcome your participation.

Make time to learn something new!

Gifts & Fun Things

♥☀ Cuddle Throw

Linda VanNederynen

Need a quick, warm, soft and attractive throw? Sewing with this trendy fabric is easy, with the tips and tricks that Linda will share. Add a bit of "DIY" flare as you easily appliqué your own shape or silhouette. Machine required.

Thurs. Jan. 10, 9 AM-12 PM



\$23

☀ Twirl & Spin Table Runner

Linda VanNederynen

Put your own *spin* on this table runner with your fabric choices. Learn to successfully strip piece your selection of fabrics and then cut diamonds using Creative Grids non slip 60 degree Diamond Ruler. Ruler, pattern and machine required.

Thurs. Feb. 7, 1-4:30 PM



\$27

♥☀ Tuffet Workshop

Kristin Thompson

Everyone needs a tuffet, a one-of-a-kind piece of upholstered furniture for your own home or for a great gift. In this two-session workshop, you will sew a tuffet cover and build the upholstered foundation. There will be some sewing required between sessions. Basic sewing skills, pattern, tuffet upholstery kit, and sewing machine required.

Sat. Feb. 23, 9:30 AM-4:30 PM and

Sat. Mar. 2, 9:30 AM-1 PM

\$79



Sign up for a class online!

www.e-quilterscorner.com

♥☀ Jelly Roll Rug

KristinThompson

All it takes to make this fun area rug is a jelly roll (set of 42, 2 1/2" strips) and strips of cotton batting. It's lots of fun and super customizable. One jelly roll makes a rug approximately 30" x 44". Beginners are welcome. Pattern and machine required.

Sat. Mar. 9, 10 AM-3 PM



\$38

♥☀ Fabric Greeting Cards

Sally Sumner

Looking for a quick project that uses your scraps? This class is for you! Greeting cards are fun, creative, and a great way to explore new stitches and techniques. Machine required.

Supply fee of \$5 payable to the instructor in class.

Sat. Mar. 16, 9:30 AM-12:30 PM

\$23



Embellish It!



♥☀ Puttin' On The Glitz

Lori Benjamin

Using coordinating fabric and one focus fabric we will create an embellished wall-hanging while learning bobbin work, couching, fusing, quick finishing techniques and principles of design and color. Absolutely no Y seams! Kit fee of \$15 payable to the teacher in class. Machine required.

Fri. Mar. 22, 9:30 AM-4:30 PM

\$53



Ithaca Modern Quilt Guild

Meetings are the first Sunday of every month from 1 to 3 PM at Quilters Corner. All are welcome. Bring show and tell!

New Owner Classes

♥☀ PFAFF and Baby Lock Sewing Machine New Owner Classes

We are committed to helping you learn the features of your new computerized sewing machine. Second helpings are welcome and cheerfully served. Each session is FREE w/ machine purchase from QC or \$125. If you do not see your model listed, please call for an appointment.

Baby Lock Sergers, All Self-Threading - Edith A. Basic Operation, Learning Icons, Basic Feet

Mon. Jan. 28, 1-4 PM OR

Thurs. Mar. 14, 1-4 PM

Triumph, Ovation, Evolution, Enlighten, Acclaim also take:

B. Specialty Feet and Special Techniques

Mon. Feb. 25, 1-4 PM OR

Thurs. Apr. 18, 1-4 PM

Baby Lock Unity, Aventura, Journey, Accord (A and B) - Pat

Symphony, Aria, Crescendo, Presto, Lyric, Soprano (A only)

A. Basic Operation, Learning Icons, Basic Feet

Wed. Jan. 16, 9 AM-12 PM

B. Embroidery

Wed. Feb. 13, 9 AM-12 PM

PFAFF Ambition and Expression - Cyndi

Sun. Feb. 17, 12:30-4:30 PM OR

Thurs. Apr. 11, 5-9 PM

PFAFF Performance 5.0 and 5.2 and Creatives (except Icon) - Edith

A. Basic Operation, Learning Buttons, Basic Feet

Fri. Feb. 8, 1-4 PM OR Mon. Mar. 11, 1-4 PM

B. Special Techniques

Fri. Mar. 8, 1-4 PM OR Mon. Mar. 25, 1-4 PM

C. Embroidery and Precise Positioning (for Creatives only)

Mon. Apr. 8, 1-4 PM

PFAFF Performance and Creative Icon - Linda Performance Icon attend first three sessions

Wed. Feb. 6, 13, 20 and 27, 9-11 AM



Babylock Destiny and Solaris—Linda
By appointment

Software

♥☀ Premier Plus 2 New Owners Training - Linda

Learn to configure and set up your new software and build skills with basic functions. You'll learn to use components such as Lettering, Encore, Photostitch, Wordsculpt, and Crosstitcher. Free with software purchase from Quilters Corner or \$125.

By appointment

☀ Software Club

Merrie Wilent

Owners of Premier Plus or Premier Plus 2, or the full system Ultra are welcome to join anytime for software continuing education. You'll explore many techniques and modules and receive a full color lesson handout in our Software Club. Bring laptops, power cord, and dongle only.

\$19 per session.

In the Hoop Zipped Bag

Fri. Feb. 22, 2-4:30 PM



Tissue Box Cover

Fri. Mar. 15, 9:30-12 PM



Flowers from the Letter Tab

Fri. Apr. 26, 2-4:30 PM



Machine Owner's Clubs

☀ Top of the Line machine owners can join Linda to expand your knowledge and skills regarding the endless features of your amazing machine. Projects and techniques will be covered.

\$23/session

PFAFF Icon Club

Thurs. Feb. 21 and Mar. 21, 9 AM-12 PM

Baby Lock Destiny Club

Thurs. Feb. 21 and Mar. 21, 1-4 PM

Wearables

♥☀ **Seoul Blossom Blouse** **Linda Van Nederynen**

This pattern by Lindsey Rae of *Sew To Grow* was designed specifically to “grow” your sewing skills. It will fit and flatter a variety of body types and includes sizes XS to 4XL. You will learn to sew flattering front diamond darts, interface a V-Neck, ease in sleeves/shoulder seams, hem a curved back with side slits and then choose from three options for sleeve finishes. Pattern and machine required.



Fri. Feb. 15, 9 AM-3 PM

\$45

CLASS POLICIES

- *Payment must accompany class registration.*
- *You may withdraw from a class and receive a full refund up to one week before the class begins. After that time, no refunds will be issued.*
- *We'll notify you and give a refund if we cancel a class.*
- *Be considerate of your teacher and other class members; please leave children and guests at home.*
- *We encourage you to make sure the class has the minimum enrollment before you purchase supplies.*
- *Sewing machines are available and free for class use; be sure to reserve one when you register.*
- *Remember to request your 10% discount when buying supplies for Quilters Corner classes.*
- *Please purchase supplies before class begins so you don't miss anything!*
- *If your class will be held outside of store hours, please use the back door near the parking lot. If it is locked, use the doorbell.*

EPP Club



♥ We invite you to attend this group and share in learning the diverse designs, styles, and techniques which English Paper Piecing offers. There is no charge to participate. At each gathering, Linda and Kristin will share with you what is trending in the world of "EPP": the latest tools and gadgets available as well as techniques in basting, sewing, layout and design. Share your tips and findings, and bring your project. If you are new to EPP, please come and see what it is all about. (Also consider the class Intro to English Paper Piecing: Hexagons listed under Hand Work) Wednesdays, 6-9 PM
Jan. 9, Feb. 13, Mar. 13, Apr. 10

E.A.T. Group (Exploring Advanced Techniques) meets monthly to share machine techniques. If you enjoy researching and trying new things with fabric and would like to share your work in progress and creative techniques, please come.
Membership is free.
Please call Sherry to register at 607-592-5235.
Meets the third Monday of every month at Quilters Corner from 1-3 PM.

Sew Many Quilts!

♥☀ Fabric Collage Quilt Valerie Leftwich

A giraffe, an elephant, an owl, a fox! Choose a fabric collage quilt pattern from Laura Heine, and Valerie will help you bring it to life! This is easy enough for a beginner and so much fun! Pattern required. Sat. Jan. 26 OR Fri. Feb. 22 OR Thurs. Apr. 4, 10 AM-4 PM



\$45

♥☀ Studio with Valerie Valerie Leftwich

Whether you have a One Block Wonder quilt in progress or need help with a fabric collage quilt, Valerie will help you finish your project.

Sun. Feb. 17 OR Thurs. Apr. 18, 12-4 PM \$30



♥☀ Ithaca Garden Fran Fairbairn

You don't need land to have an Ithaca Garden! Choose from one of three of Fran's original designs - Bluebirds, Cardinals, Nuthatches -



and create a bird-themed block that will bring the outdoors into your home. These pieces are completed using raw-edge machine appliqué. Experience

with appliqué is not required. We will cover the basics as well as top tips for appliqué success. Make one block or go for all three! Pattern and machine required.

Sat. Mar. 23 and 30, 9:30 AM-1:30 PM



\$60

☀ Strip Pieced Mariner's Compass Cyndi Slothower

Make a Mariner's Compass without paper piecing! Cyndi will guide you to create your own 18" Mariner's Compass block using Robin Ruth Design's very clever Fat Robin ruler. Cyndi made a pillow with her block, but you can carry on and make a whole quilt! Ruler and machine required. Mon. Apr. 8, 12-5 PM



\$38

♥☀ One Block Wonder Valerie Leftwich

Choose one great fabric and one block shape and make a one-of-a-kind quilt. No fussy cutting and no set-in seams. Book and machine required.

Sat. Apr. 6, 10 AM-4 PM \$45



♥☀ Celebration! Cyndi Slothower

Make a quilt that celebrates the humble four-patch, a building block of quilts. Though simple to make, it always moves the eye across a design. Celebrate a favorite collection of 20 fat quarters. Before you know it, you will have a bed-size quilt! Beginners are welcome. Pattern and sewing machine required.

Fri. Apr. 12, 9:30-5:30 PM \$60



♥☀ Improvisational Piecing Cyndi Slothower

Use up some of those scraps, bust your stress and remember what it's like to play! Bring a theme fabric and lots of scraps or fat quarters and Cyndi will help you loosen up. You'll leave with many blocks finished and a concept for the completion of your one-of-a-kind improv quilt. Machine required.

Sun. Apr. 14, 12:30-4:30 PM \$30



♥☀ Quick Curve Ruler Sheila Meehan

Sew curves quickly and easily, even if curved piecing is new to you. Choose a pattern and fabric using the Quick Curve Ruler or the Mini QCR, and Sheila will show you how! Suitable for advanced beginners with rotary cutting skills. Ruler and machine required.

Wed. Apr. 24, 12:30-4 PM \$27



Use a classroom machine for FREE! Reserve one when you sign up for class.

You can sign up online!
www.e-quilterscorner.com

Hold Everything!

Machine Embroidery

♥☀ **Boxed Bottom Cork Bag**

Linda VanNederynen

Cork is natural, versatile, renewable, washable, durable, pliable and anti-microbial. It's the new leather! Quilters Corner has a wonderful selection of cork in many colors and sizes. Join Linda as you combine cork with your favorite fabric to create this versatile and useful bag. Learn to "box" the bottom of this bag with cork, put in a lining and insert a zipper. Enjoy learning this technique to create a variety of bag sizes in this style. Machine required.



Thurs. Feb. 28, 1:30-4:30 PM

\$23

♥☀ **Waxed Canvas Tote**

Linda Van Nederynen

Waxed canvas or waxed fabric has the look of leather with imperfections, but it is much easier to sew. In two sessions you will learn to wax your own cotton canvas fabric and then sew it into a rugged, durable, water resistant, everyday tote. Learning this technique will lead to many new sewing options.



Booklet required. Waxing materials fee \$10. Machine required.

Fri. Mar. 1 and 8, 9 AM-12 PM

\$45

Make Your Own Class

♥☀ **Make Your Own Class**

Cyndi Slothower

Are you stuck on a quilting or sewing project? Dedicate some time to sew with other like-minded folks. Bring whatever you wish to work on and Cyndi will assist.



Sun. Feb. 10, 12-5 PM OR

Fri. Apr. 5, 12-5 PM

\$38

♥☀ **Machine Embroidery Workshop**

Join us each month to create and stitch beautiful embroidery designs. We select wonderfully digitized projects from a variety of embroidery design companies: Anita Goodesign, Sweet Pea, Pickle Pie, Urban Threads, Kimberbell, Susan O' Very and more! All levels of embroiderers encouraged. The hands-on embroidery classes will take you from beginner to expert as you learn fabric choices, thread choices, hooping, stabilizers, and techniques. Embroidery machine required - all makes and models are invited. If you don't have an embroidery machine, you are welcome to use one of ours. Monthly design CD and kit purchase required, payable at registration.

Class fee \$23 per session

January:

Thursday 24th, 9 AM-12 PM

OR Friday 25th, 9 AM-12 PM

February:

Thursday 28th, 9 AM-12 PM

OR Friday March 1, 1-4 PM

March:

Thursday 28th, 9 AM-12 PM

OR Friday 29th, 1-4 PM

April:

Thursday 25th, 9 AM-12 PM

OR Friday 26th, 1-4 PM



Open Sewing at Quilters Corner!

Join in, most Tuesdays and Wednesdays from

12-4 PM. Work on your project in our beautiful

classroom. Make new friends! Machines and irons are ready. Call to reserve a table. Only \$5 per session! Additional times may be available during shop hours – call to find out. 607-266-0850





PRSRT STD
U.S. POSTAGE
PAID
ITHACA, NY
PERMIT NO. 780

518 W State/MLK St
Ithaca, NY 14850
M-F 10-6, Sat 10-5,
Sun 12-4
607•266•0850
www.e-quilterscorner.com

VISIT YOUR LOCAL QUILT SHOP DAY

Saturday, January 26

Fat Quarter Sale

Buy 5, get 1 free



We'll Be Closed

- Christmas, December 24 - 25
- New Year's Day, January 1
- Inventory Day, January 7
- Easter Sunday, April 21

Did you know?

Quilters Corner welcomes groups



What you can expect:

- Open early to accommodate your schedule
- Goodie bags for everyone
- Light snacks provided
- Clean bathrooms
- Cold water to fill your water bottles
- Extra staff on hand to provide assistance
- Demonstrations provided upon request

Give us a call to schedule an outing your group will talk about for a long time:
607-266-0850.

The minimum group size is ten.