

518 W State (Martin Luther King Jr) St
607•266•0850

www.e-quilterscorner.com
quilters@e-quilterscorner.com

QUILTERS CORNER HIGHLIGHTS

Blocks of the Month
(p 2-3)

The latest cool stuff
(pp 3-6)

Classes! You can see
class samples and
sign up on our website.
(pp 8-15)

**Visit Your Local Quilt
Shop Day**, Saturday,
January 27. Fat Quarter
Sale! (p 16)

**Serger Spectacular
Workshop** January 18-20
(p 6)

Worldwide Quilting Day
Saturday, March 17 (p 6)

We'll Be Closed:
Christmas, December
24 - 25; New Year's Day,
January 1; Inventory
Day, January 8; Easter
Sunday, April 1.

Visit our website to see
this newsletter in color.

Don't miss out on the
latest QC news, tips,
and coupons! Email us
or visit our website to get
on our email list. We'll
never rent or sell your
info.

11 QUILTING AND SEWING RESOLUTIONS FOR 2018

Are you making resolutions for 2018? We aren't going to tell you how to get physically fit or improve your character, but we do have some suggestions that will help you enjoy your sewing even more.

1. **Clean my sewing machine frequently.** A buildup of lint can cause stitching problems.
2. **Close the guard on my rotary cutter before it leaves my hand.** Every. Time.
3. **Spend some time sewing at least four days a week, even if it's just half an hour.** Those little bits will add up to big results.
4. **Label my quilts** with at least my name, the year, and where it was made.
5. **Learn a new skill.** Take a class; try that new tool!
6. **Teach someone to sew.** It's a useful skill for everyone.
7. **Sew something for charity.**
8. **Get together with other sewers.** Join a guild, come to **Open Sewing**, or get together with friends who sew.
9. **Seek out inspiration.** Go to shows, visit Quilters Corner to check out the latest samples, read quilting books and magazines.
10. **Don't beat myself up when I make a mistake.** This is a good one for outside the realm of sewing as well!
11. **Give my sewing some dedicated space in my home.** Even if you don't set aside a whole room, having an area where you can leave a work-in-progress undisturbed saves time when you are ready to resume working on it.



*Tuesday morning charity sewing –
it's fun to sew with other people!*

THE SEW GIVERS meet on Tuesdays in Quilters Corner's spacious classroom from 10AM-noon to sew for local charities. They welcome your participation! We have **OPEN SEWING** most Tuesdays and Wednesdays from 12-4PM. Work on your project in our classroom. Make new friends! Machines and irons are ready. Call (607)266-0850 to reserve a table. Only \$5 per session!

BLOCKS OF THE MONTH

STARFALL

PIECED BLOCK OF THE MONTH



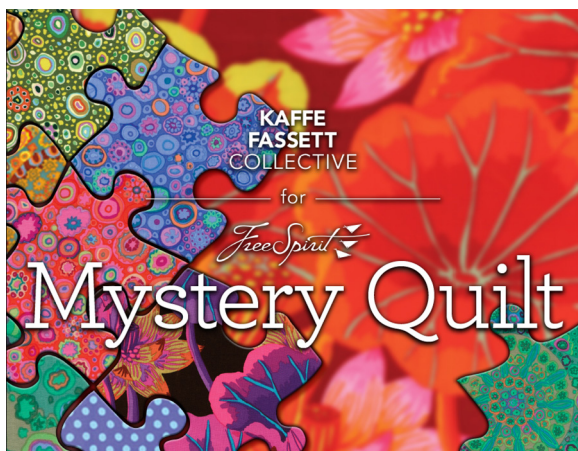
Our newest Block-of-the-Month program, **Starfall**, is made with a lovely array of grays, taupes, and tans as the background and rich, vibrant colors for the varied stars. At 72" x 92", this contemporary quilt is perfect for a dorm room, guest room, or that special someone's bed. We have adapted the Starfall pattern to be a six month program. Each month you will piece a different style and size star; the last month you will receive the filler fabric along with directions and fabric for the borders & binding that we've added to make the quilt twin size. The kits are \$24 per month; the pattern is sold separately for \$9. This program starts in January and continues through June.

HOMETOWN VILLAGE

CONTINUING BLOCK OF THE MONTH



Enjoy the rich colors of **Hometown Village**, designed by Brynne Sigg of Royal Quilt Designs. Build your town with lovely reds, warm golds, beautiful greens, and country blues. You will sew your quilt row by row. Start with a starry sky in shades of blue, then stitch flower baskets, a row of houses, fall leaves, tessellated trees, and several checkerboard and flying geese rows. The finished quilt is 72" x 92" which fits nicely on a twin bed. This eight month Block-of-the-Month program is \$24 per month. The single pattern is \$12, and is available separately. The program started in October and continues through May. We still have a few kits available; call us at 607-266-0850 to sign up today.



STEP OF THE MONTH

Participating in Kaffe's Mystery Quilt is a great way to explore the wonder of working with his large and small scale designs. Quilters will relish the mystery and enjoy Kaffe's colorful universe. It's easy sewing, new sewers and newcomers to Kaffe's world will surprise themselves with a kaffetastic complete quilt top. Each month, sew a different piece of the puzzle, culminating in the tenth month with the final step and a map for finishing! Give it a go!



This 10 month program starts in March and continues through December, and includes all the fabric for the top and the binding. Choose either a light or a dark color way. The final quilt size is 82-1/2" x 82-1/2". The monthly cost is \$18.99. You must sign up by February 15 to participate.

Everyone needs a **Critter Cap**! Choose Frisky Fox, Beastie Bat, or Amazing Mouse. The pattern includes instructions for 5 sizes; the back has an adjustable Velcro closure for an easy fit. You'll appreciate the full-size pattern pieces and the instructions with photos and illustrations.



Come in and meet **Slowpoke the Sloth**, the newest member of our Funky Friends Factory family. You'll find him hanging out at the front counter. Sloths are "in"!

Sew Kind of Wonderful, the sisters who created the Quick Curve Ruler and its little sister, the Mini Quick Curve Ruler, have new patterns: **Mod Lights**, **Mod Journey**, **Rings Revival**, and **Mod Lilly** are among our favorites.



They have also produced a new set of rulers in 6", 8", and 10", particularly useful for squaring up blocks in several of their most popular patterns - Chic Country, Metro Hoops, Metro Rings, and several of the mini patterns.


Check out these smaller versions of Laura Heine's popular giraffe and seahorse collage patterns!





Create your own one of a kind tissue box cover to match any décor or room in your home with **Tissue Box CoverUps**. Quick and easy to make, six fun styles and four sizes are included to fit any size tissue box.

City Girl is a fun quilt made up of four slightly different blocks that play with color and value and sparkle when placed together. The instructions show two layout options, with or without sashing; and several size options, from baby to king. Use our beautiful kit or make it with your scraps.



Lucky and Friends is a new pattern for a sweet wall hanging or baby quilt featuring some of our favorite things – kitties, puppies, and birds – by one of our favorite designers, Bonnie Sullivan of All Through the Night Designs. Look for a kit and sample soon.

Amy made **All Buttoned Up** to carry her knitting projects. With lots of handy pockets inside and out, you'll have a spot for everything. The buttons are a cute touch and cleverly simplify the construction.



We are having so much fun experimenting with the versatile cork fabric that is in the shop! It is wonderful to work with and the colors and patterns are luscious. We recently reupholstered a child's rocking chair; keep your eye out for a Tuffet sample coming soon. Several of the staff are making wallet and bag samples and we are just getting started! See the class schedule for three classes on sewing with cork.



Two of the new bag patterns we picked up at Quilt Market are from a young designer whose company, Sallie Tomato, specializes in sewing patterns and purse supplies. The **Magnolia Bucket Bag** is a learn as you sew pattern – learn

essential tips and techniques about sewing with cork fabric as you create this project. We carry the complete set of hardware to complete this bag and give it a professional look.

The **Zippy Crossbody** is pretty and practical and comes in two sizes. Make it with quilting cotton, vinyl, cork, or combine cork and cotton. We have all the additional supplies needed, zippers, d-rings, and swivel clips, etc., to create a one of a kind designer bag!



Keep your tech accessories, cords, and gadgets handy and organized with the **Tech to Go Cord Caddies**. They are fun and easy to make using in-the-hoop machine embroidery. Check out our samples – we made one in... can you guess?... CORK, of course!





Tokens of Thyme is a cheery, seasonal sampler style appliqué design suitable for all skill levels. The premium quality wool works beautifully for appliqué using floss or pearl cotton. Each block is 6" x 6" and can be displayed individually, made into an 18" x 24" calendar quilt wall hanging, framed, or

incorporated into other quilt projects.

The pattern is \$20 and the wool fabric kit is \$65. You may also want the pack of 12 coordinating Valdani pearl cotton threads, \$60. Valdani threads are hand-dyed by highly skilled artisans; these environmentally friendly threads are simply gorgeous. Pat is offering classes on the simple embroidery stitches and block construction.

Anna Marie Horner has created a new line of clothing patterns she calls **Simple Start**. They are easy and meant to build your sewing skills as you create something fun and pretty to wear. Skills featured include bias bound facings, dolman sleeves, curved hems, french seams, and inset gore piecing. Both **Popover Tank** and **Here and There Shirt** have two hem lengths to choose from and include full size pattern pieces. Sew either in Cyndi's class.




NEW TYPES OF FABRIC

In addition to our huge array of quilting cotton, Quilters Corner now offers a growing collection of double gauze cottons, cotton knits, cotton voiles and cotton canvas fabrics. Come check them out!

Inside Out Mats whip up in an afternoon and are perfect for gift giving. Why not feature some larger scale focus fabric in the center?



Ruler Stickers by GE Designs allow you to easily mark rulers, templates, and cutting mats so you can cut accurately and quickly identify the lines you need to use on your ruler. They come in a pack of 192 reusable arrow stickers in three colors.



Distinctive Dresdens by Katja Marek, author of **The New**

Hexagon, will show you how to create 26 Dresden Plate designs that shine with intricate style. You can sew these stunning designs on a sewing machine



or by hand using traditional English paper piecing methods. All the math is done for you; simply trace, cut, and stitch for piecing that's a perfect fit. We also have convenient, time saving English paper piecing shapes for all the blocks in the book and complete sets of the acrylic templates to cut your fabric shapes.

Are you interested in English paper piecing? Come to a meeting of our free EPP Club and join the fun. Linda is offering an introductory class as well.

Yes!

WE DO MAIL-ORDER.

www.e-quilterscorner.com

607-266-0850

Wooly Felted Ironing Mats are great for pressing embroidered blocks, quilt blocks, and more! The 100% wool mat absorbs

heat so it's like pressing from both sides. Heat and steam won't go throughout to the surface below, so you can iron on your table.



2018

QUILTERS CORNER BAG SAVERS CLUB

To get your 2018 Quilters Corner tote, purchase at least \$100 in merchandise in one visit and you'll get an exclusive Quilters Corner 2018 bag. Your benefits will include one discounted fat quarter each day that you visit Quilters Corner in 2018, as well as extra discounts on all bolts in our sale area. The totes will be available starting January 2. The sooner you take yours home, the greater your 2018 savings.

Valentine's Day



Wednesday, February 14

Come in for some chocolate and
20% off pink and red fabric.

Saturday, March 17

WORLDWIDE QUILTING DAY

Come celebrate with us!
11-4

Demos, discounts, desserts

Serger Spectacular Workshop

***A Hands-On Seminar with Karen C. Clancy
Designer, Machine Specialist, &
20-year veteran of the sewing industry
THURSDAY-SATURDAY, JANUARY 18-20***



This workshop is for **YOU**:

- If you've ever thought about buying a serger, but weren't sure you would really use it.
- If you have always wondered what a serger can do for you.
- If you want to get more out of the serger you have.
- If you have more sewing projects than time to get them done.

Join us for 3 full days loaded with fun and serger know-how! From the basics to more advanced techniques, you'll be amazed at what you accomplish!

Learn to incorporate the use of "on-board" machine features and a variety of stitch options with both regular and decorative threads. You'll also use many of the presser feet and accessories that are available. Speed, creativity, professional results, and more... experience first hand ALL of the "SPECTACULAR" things you can do with this wonderful piece of equipment! You'll complete your own "SPECTACULAR Serger Reference Library," containing step-by-step instructions and 35+ samples on a variety of materials. Samples and ideas for applications in home decor, quilting, as well as clothing and crafting will be shared throughout the event! Everything is provided for you - a serger to use, thread, fabric, even lunches and snacks! Plus, you'll receive special pricing on select serger models.

Only \$199 for all three days! Space is limited, so register today at (607)266-0850.

What is your next machine?



PFAFF's top of the line icon

At Quilters Corner we take your sewing seriously. We believe you should have the machine that is just right for you. Finding the right one, the one you want to spend your sewing time with, can be a challenge and can be frustrating if you don't know what is available and how it works. Whether you upgrade your machine every few years, use a 45-year-old machine, or are buying your first machine, we are here to help you review, evaluate, and decide. Perhaps you haven't

shopped for a new machine in a very long time. We know it can be overwhelming and intimidating with all of the options available. We invite you to visit our store and casually browse our selection of machines. We carry sewing & quilting machines, embroidery machines, quilting only machines, embroidery only machines, sit down or stand up mid arm & long arm quilting machines, sashiko machines, embellishing machines, and sergers. We have machines at every price level from \$99 to \$15,999;



The BL9 is only \$99!

financing is available. We also have a number of previously owned machines available for purchase as well as discounts on floor models and classroom machines.

We are also here to help you AFTER your purchase. Every machine purchased comes with the appropriate level and number of classes to help you learn your new machine. These are FREE with the purchase of your machine.



Baby Lock's top of the line Destiny II

We also offer continuing education classes in a number of categories. If you buy a machine with the intent to learn to quilt or sew, we have a class for beginner quilters and a class to learn to sew.

We want to help you make the perfect choice for your needs and wants. Let's make it happen today!



PFAFF's Passport 3 - great for new sewers and the perfect size to take to class.



Thank You to everyone who brought in food and toiletries after Thanksgiving. We gave hundreds of pounds of donations to help stock the Ithaca Kitchen Cupboard. Well done!

Our Lucky Winner



Thanks to everyone who participated in the Central New York Shop Hop. We raised over \$1,700 for area food pantries, including the Ithaca Kitchen Cupboard. Congratulations to all the lucky hoppers who won prize baskets and gift certificates!

To celebrate **Small Business Saturday**, each customer from Friday-Monday, November 24-27, was entered into a drawing to win a Baby Lock Anna sewing machine and a bag of sewing goodies – a total value of over \$600! Congratulations to **David H.**, the winner of the drawing!

Quilters Corner Classes Winter 2018

Come in and look at the teachers' samples in our classroom or view them on our website. You can stop by the shop to register, pick up the phone, 607-266-0850, or see classes online at www.e-quilterscorner.com. We hope to see you soon!

Key: ♥ = great for beginners ☀ = daytime class

Getting Started

♥☀ Color Confidence

Kaye Tea

Learn about color and fabric "personality"! Kaye will broaden your color experience and stretch your imagination. You will learn about value and how to create beautiful color combinations for quilts.

Sun. Jan. 14, 1-3:30 PM

\$19

♥☀ Learn to Quilt

Cyndi Slothower

This class will take you through the basics of making a quilt: rotary cutting squares and triangles, creating a variety of blocks, then playing with layouts and sewing a top for a small quilt. Finally, we will baste, machine quilt, and bind. All sewing can be done in class.

Machine required, but you may use one of ours!

Mon. Jan. 29, Feb. 5, 12, 26, Mar. 5 and 12 OR

Mon. Mar. 19, 26, Apr. 2, 16, 23 and 30

Choose 9:30 AM-12:30 PM or 6-9 PM

\$135



♥☀ Sewing School 101

Linda VanNederyn

Join the fun - step into the world of sewing. You will gain useful sewing skills and learn techniques as you make several projects.

Fabric choices for clothing, home décor, quilting and crafting projects will be covered.

Learn to select the proper tools and supplies for your sewing projects. Projects include: Carry All Clutch, Table Runner/Topper, Apron, Pillow with Zipper, and Lined Drawstring Bag. Sewing machine and book required.

Wed. Jan. 24, 31, Feb. 7 and 21, 6-9 PM OR

Thurs. Apr. 12, 19, 26 and May 3, 9 AM-12 PM

\$90



♥ Basting

Cyndi Slothower

Do you have a quilt top finished that you need to baste or sandwich in preparation for quilting?

Many hands make light work! Learn to baste in a frame, one top each, and more if there is time.

Mon. Jan. 22, 5:30-8:30 PM

\$23

♥☀ Borders and Binding Basics

Sheila Meehan

Finish quilts with great-looking borders and bindings. Learn to frame your quilts with borders that do not get "wavy". Sheila will teach you to make bias and straight grain bindings, mitered and curved corners. Binding by hand and with a machine will be covered. Machine required.

Wed. Feb. 21, 1-4 PM

\$23



♥☀ Absolutely Beginning Sewing Machine Operation

Linda VanNederyn

Start with turning on a sewing machine, threading, winding a bobbin, attaching feet and accessories. Maintenance, adjusting tension, selecting stitches, and stitching them out will also be covered. If you don't have a sewing machine or might want a new one, use one of ours to help you decide.

Fri. Apr. 6, 9 AM-12 PM

\$23

♥☀ Easy Appliqué

Kristin Thompson

This class is for anyone who is terrified of the "A" word but would love to learn to appliqué. It's a foolproof preparation method that can then be stitched down by hand or machine. Without needle turning, it is guaranteed to give you that wonderful turned edge look of hand appliqué.

Fri. Apr. 27, 10 AM-1 PM

\$23

♥ Studio with Cyndi

Cyndi Slothower

Do you want to finish up a project begun in one of Cyndi's classes? Gather it up and come on in! Cyndi will help you: DONE IS GOOD!

Thurs. Jan. 25, 5:30-8:30 PM OR

Tues. March 13, 6-9 PM

\$23

Use a classroom machine for FREE!
Reserve one when you sign up.

Advancing Skills

Machine Quilting

♥☀ **Stitcher's Garden**

Kristin Thompson

Create a beautiful quilt and learn more about your sewing machine and many different presser feet. Try many decorative stitches with guided instruction and hands-on practice. Each month explore new techniques like pin tucking, machine appliqué, couching, sewing on a button by machine, and candlewicking. Open to all makes and models of sewing machines. Each class stands alone.



\$30/session

Sun. Jan. 28, Feb. 25, Mar. 18, Apr. 29, 12-4 PM

Quilters Corner is committed to helping you learn to quilt your own quilts with your home machine! These classes will provide experience and confidence so you can give your tops the finish they deserve.

♥☀ **Intro to Machine Quilting**

Cyndi Slothower

So many quilt tops, so little time! Learn the basics of machine quilting, both with a walking foot and free motion. You will learn some simple designs that are beginner-friendly so you can finish your quilts with confidence. Machine required.


Sun. Mar. 11, 12-4 PM

\$30

♥☀ **Intro to Machine Appliqué**

Kristin Thompson

We will cover machine basics, how to choose the right threads, needles, fusible webs, and stabilizers. Practice satin stitch, buttonhole stitch, and more. Start with easy exercises and then begin a small quilt or wall hanging that uses your new skills. Machine with zigzag stitch required.




Fri. Feb. 23, 12-4 PM

\$30

♥☀ **Free-Motion Basics**

Karen Miller

Learn the basics of free-motion quilting on your domestic sewing machine. We'll cover fundamentals including basting, batting options, needle and thread choices, tension, and more. We'll take the mystery out of the process so you can finish your quilts at home. Designs such as echo, swirls, pebbles, loops, and paisley will be discussed, drawn, and stitched. Machine required, extension table recommended.



Thurs. Apr. 12, 1-5 PM

\$30

♥ **Fusible Appliqué Picture with Fabric**

Cyndi Slothower

Intricate shapes can be cut from fabric to make animals, plants, and more. Choose your favorite pattern using fusible appliqué, and Cyndi will show you how easy it is to trace, cut, and iron your way to a stunning wall hanging. Then learn how to put the layers of your quilt together and machine appliqué and quilt them in one step. Pattern and machine required.




Thurs. Feb. 15, 5:30-8:30 PM

\$23

♥☀ **Getting Started with Westalee Rulers**

Linda VanNederynen

Linda will teach you to properly attach the free-motion ruler foot to your machine, then you'll learn to move the fabric while the foot hugs the edge of the ruler. You'll practice using several ruler/templates. With Linda's helpful tips and encouragement, you will soon be creating beautiful designs! Machine, foot, and rulers required.



Sat. Feb. 3, 9:30 AM-12:30 PM OR

Thurs. Mar. 15, 9:30 AM-12:30 PM

\$23

♥☀ **Intro to Foundation Paper Piecing**

Linda VanNederynen

Do sharp points and exact corners elude you? Paper piecing makes it easy to be extremely accurate even when sewing tiny pieces. You need only know how to sew on a line! Book and machine required.




Thurs. Feb. 8, 9 AM-12 PM

\$23

☀ **Advancing On with Westalee Rulers**

Karen Miller

Ruler work takes your free-motion quilting to new heights! If you can attach your ruler foot to your machine, put it in free-motion setting, and have a sampler set of Westalee rulers, come practice in class with Karen's expert guidance. Machine, foot, and rulers required.



Wed. Mar. 28, 1-5 PM

\$30

Ithaca Modern Quilt Guild

Meetings are the first Sunday of every month from 1 to 3 PM at Quilters Corner. All are welcome. Bring show and tell!

Hand Work

♥☀ Intro to Hand Appliqué

Kristin Thompson

Hand appliqué is wonderful to see, a pleasure to do, and it's portable! Learn the techniques for invisible needleturn appliqué and the tricks for mastering all the basic shapes. Kristin will have you hooked.

Fri. Apr. 13 and 20, 10 AM-1 PM

\$45



♥☀ Big Stitch Quilting and Hemstitch Binding Cyndi Slothower

Learn a quick and easy hand quilting stitch, then a hand embroidery stitch that will make binding your quilts lots of fun. Stitch on your own quilt in progress or make a small wall hanging in class.

Wed. Feb. 7, 9-11 AM

\$15



♥☀ Hand Work Studio with Sharon Sharon Stroud

Take time to work on your hand appliqué, piecing, or quilting projects. Get help with something specific or just encouragement to finish. Join us for laughs, M&Ms, and lots of fun.

Tues. Jan. 2, Feb. 6, Mar. 6, Apr. 3, 6:30-9:30 PM

Sat. Apr. 28, 1-4 PM

\$23/session



♥ Intro to English Paper Piecing: Hexagons

Linda VanNederyn

Learn the basics of English Paper Piecing and the delight and Zen of hand work. We will explore the many possibilities of using hexies: classic, modern, and trendy. You will create a flower hexie to turn into a trivet, expand into a placemat or a larger piece. A perfect portable project.

Tues. Feb. 13, 6-9 PM OR

Mon. Apr. 9, 5:30-8:30 PM

\$23



♥☀ Tokens of Thyme

Pat Miller

This cheery, seasonal sampler-style, appliqué design is suitable for all skill levels and created with a single pack of wool squares and a creamy wool background fabric. Each 6"x6" block is quick to stitch: Pat will teach you the simple embroidery stitches and block construction. Attend one or all. Kit available.

\$15/session

Sun. Feb. 18, 1-3 PM OR

Fri. Mar. 23, 4-6 PM OR

Sun. Apr. 22, 2-4 PM



Serger Fun

♥☀ Absolutely Beginning Class for Sergers Nancy Crouch

This class is for anyone who has a serger and needs help from the very beginning: basic threading, inserting needles, adjusting tension. Class size is kept small. Serger required.

Thurs. Jan. 25, 9:30 AM-12:30 PM OR

Thurs. Apr. 26, 9:30 AM-12:30 PM

\$25



♥☀ Make Friends With Your 4-Thread Serger Nancy Crouch

Increase your four-thread serging skills: more threading, changing needles, stitch length and width, turning inside and outside corners, making circles, even a casing. Serger required.

Thurs. Feb. 1, 9:30 AM-12:30 PM

\$23

♥☀ Gifts to Make on Your Serger Nancy Crouch

Using your serger, make a pair of pajama pants with elastic and a zippered flat bottom storage tote. Basic serging skills required. Bring your serger or use one of ours to learn new skills.

Thurs. Apr. 26, 1-4 PM

\$23

Featherweight

♥☀ Care and Feeding of Your Featherweight Sharon Stroud

An essential class for all owners of old black Singer Featherweights. You will learn to clean and oil your machine, where to lubricate, how to do simple repairs, and more. Machine required.

Sat. Feb. 10, 12:30-4:30 PM

\$30



Destiny Club

☀ Destiny owners can join Linda to expand your knowledge and skills regarding the endless features of this amazing machine. Projects and techniques will be covered.

Thurs. Jan. 25, 1-4 PM OR

Thurs. Mar. 22, 9 AM-12 PM

\$23/session



Gifts & Fun Things

♥☀ Project Bags

Kaye Tea

Sew project bags in 3 different sizes to carry and store all your project needs. Sturdy quilted bases and fun fabric borders add interest to these handy totes. A zippered closure keeps everything safe and secure and a clear vinyl window allows you to see at a glance what is in each bag. Pattern and Machine required.

Fri. Feb. 2, 12-4 PM

\$30



♥☀ Strip Rug: Bats in the Rug

Kristin Thompson

This really cool scatter rug is simple to make and helps use up leftover batting from your quilting projects. It conveniently uses 2½" fabric strips. Pattern and machine required.

Thurs. Feb. 22, 12-4 PM

\$30



♥☀ Fast Fold Hexies

Cyndi Slothower

Here's a quick, fun way to make coasters, a table topper, or even a quilt. You can use your batting scraps to make these quilt-as-you-go hexagons. They can be made by hand or machine. Book required.

Wed. Mar. 7, 9-11 AM

\$15



♥☀ Fabric Greeting Cards

Sally Sumner

Looking for a quick project that uses your scraps? This class is for you! Greeting cards are fun, creative, and a great way to explore new stitches and techniques. Machine required. Supply fee of \$5 payable to the instructor in class.

Sat. Apr. 14, 9:30 AM-12:30 PM

\$23



♥☀ Tuffet Workshop

Kristin Thompson

Everyone needs a tuffet, a one-of-a-kind piece of upholstered furniture for your own home or for a great gift. In this two-session workshop, you will sew a tuffet cover and build the upholstered foundation. There will be some sewing required between sessions. Basic sewing skills, pattern, tuffet upholstery kit, and sewing machine required.

Sun. Apr. 15, 9:30 AM-4:30 PM and

Sun. Apr. 22, 9:30 AM-1 PM

\$79



CORK!

Cork is natural, versatile, renewable, washable, durable, pliable and anti-microbial! It's great for sewing, embroidering and crafting. Quilters Corner has a wonderful selection of cork in many colors and sizes. Try some today!

♥☀ Sewing/Embroidery with Cork

Linda Van Nederynen

It's easy it is to work with the beautiful colors and texture of cork. Create several small projects: small card keeper, monogrammed key fob, and more! Machine required.

Thurs. Jan. 11, 9 AM-12 PM OR

Thurs. Feb. 22, 9 AM-12 PM

\$23



♥☀ Cork Wallet

Hilary Gifford

Hilary has lots of experience creating with cork. Learn about appropriate material choice in structuring your project. You'll make a cork wallet that to give as a gift or use yourself. Machine required.

Sat. Feb. 24, 1:30-4:30 OR

Wed. Mar. 7, 6-9 PM

\$23




♥☀ Boxed Bottom Cork Bag

Linda VanNederynyn

Cork is the new leather! Join Linda as you combine cork with your favorite fabric to create this versatile and useful bag. Learn to "box" the bottom of this bag with cork, put in a lining and insert a zipper. Enjoy learning this technique to create a variety of bag sizes in this style. Machine required.

Thurs. Mar. 8, 9 AM-12:30 PM

\$27



Made to Wear

♥☀ Simple Start Shirt

Cyndi Slothower


Choose one of two shirt patterns by Anna Maria Horner.

The simple instructions are written with quilters in mind

who do not have experience sewing clothes! Cyndi will help you size, cut and sew your shirt. It's so much fun to wear your favorite fabric! Machine required.

Fri. Apr. 13, 2-6 PM

\$30



New Owner Classes

♥☀ PFAFF and Baby Lock Sewing Machine New Owner Classes

We are committed to helping you learn the features of your new computerized sewing machine. Second helpings are welcome and cheerfully served. Each session is FREE w/ machine purchase from QC or \$125. If you do not see your model listed, please call for an appointment.

Baby Lock Verve, Soprano, Accord, Presto Pat, by appointment

Baby Lock Sergers, All Self-Threading - Edith A. Basic Operation, Learning Icons, Basic Feet
Thurs. Feb. 8, 1-4 PM

Triumph, Ovation, Evolution and Enlighten also take:

B. Specialty Feet and Special Techniques
Fri. Mar. 8, 1:30-4:30 PM

Baby Lock Ellisimo, Unity, Aventura (A, and B) Symphony, Aria and Crescendo (A only) - Pat

A. Basic Operation, Learning Icons, Basic Feet
Wed. Feb. 14, 9 AM-12 PM

B. Embroidery
Wed. Mar. 14, 9 AM-12 PM

PFAFF Ambition and Expression - Cyndi

Mon. Jan. 22, 1-5 PM OR
Thurs. Mar. 1, 5-9 PM

PFAFF Creative 1.5 - Edith Machine Operation, Accessories, Embroidery Edith, by appointment

PFAFF Performance and Creative - Edith

A. Basic Operation, Learning Icons, Basic Feet
Thurs. Feb. 1, 1-4 PM OR Mon. Mar. 5, 1-4 PM

B. Special Techniques
Mon. Feb. 12, 1-4 PM OR Mon. Mar. 26, 1-4 PM

C. Embroidery and Precise Positioning
Mon. Feb. 26, 1-4 PM OR Mon. Apr. 16, 1-4 PM

Baby Lock Destiny

Linda, by appointment

PFAFF Creative Icon- Linda

First of four sessions Fri. Jan. 26, 9 AM-12 PM
Other dates to be determined by attendees.

Premier Plus 2 New Owners Training- Linda

First of four sessions Thurs. Feb. 1, 9 AM-12 PM
Other dates to be determined by attendees.

Software

♥☀ **Premier Plus 2 New Owners Training - Linda**

By appointment

♥☀ **Premier Plus and Premier Plus 2 Embroidery Software School Merrie Wilent**

Software lessons for beginners focusing on the basics. Each stand-alone session will focus on a different technique. Bring laptop, cord, and dongle. \$27 per session

Fri. March 9, 2-5:30 PM

Fri. April 20, 2-5:30 PM

☀ **Software Club**

Merrie Wilent

Anyone with Premier Plus or Premier Plus 2 is welcome to join anytime for software continuing education. You'll explore many techniques and modules in our Software Club. A full color handout is provided so you can practice what you learn at home. Bring laptops, power cord, and dongle only. \$27 per session

Fri. March 16, 2-5:30 PM

Fri. April 27, 2-5:30 PM

Shibori

Shibori Stitch Resist By Machine:

Dyeing at Home

Maureen Jakubson

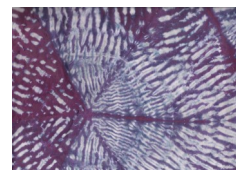
Stitch resist is a traditional method to resist dye or reserve white/light areas when dyeing.

Students will learn how to stitch Shibori work on the sewing machine.

Techniques based on African Adere cloth work will be demonstrated and each student will stitch samples of motifs for home dyeing. Instructions for hand or washing machine dyeing will be provided using RiT, iDye or Procion MX dyes. Machine required.

Sat. Mar. 3 and 10, 10 AM-1 PM

\$45



Open Sewing at Quilters Corner!

Most Tuesdays and Wednesdays from 12-4 PM. Work on your project in our beautiful classroom. Make new friends! Machines and irons are ready. Call to reserve a table. Only \$5 per session! Additional times may be available during shop hours -call to find out. 607-266-0850

Quilting Machines

♥☀ Quilt as Desired

Lecture/Demo with Angie Roux, long-arm quilter, of Quilting by Proxy

You finish a quilt top, and then you read those three little words: Quilt as Desired. Angie will lead you through a series of steps to choose the best quilting designs based on the top itself and your skill level and equipment. She will demo on the Baby Lock Coronet, and give tips for long-armers. You will get a chance to quilt on the Coronet too!

Sat. Jan. 27, 1:30--4:30 PM

\$23



♥☀ Top Tips for Quilting with the Tiara

Pat Merkle

Pat loves her Tiara, and her free-motion skills are amazing. If you are a new owner or a wannabe, come and learn threading, bobbin winding tricks, adjustments to top and bottom tension with different thread weights and fabric thicknesses, and more. Pat will demo, but you will stitch too.

Sat. Mar. 24, 10 AM-12 PM

\$15



Art Quilting with Ruth

☀ Improvisational Piecing Reprise

Ruth White

For Random Acts of Piecing class alumni. Do you wish you had more guided playtime with the motifs and techniques in the Random Acts of Piecing class? Are you unsure about the written instructions or how turn an improvisational log cabin into a pagoda? Ruth will demonstrate the motifs you want and help you make your own reference sampler. Machine required.

Sat. Feb. 17, 12-4 OR Sat. Apr. 28, 12-4 \$30



♥☀ Holey Quilt! Let's Face it

Ruth White

Ruth sometimes incorporates 'windows' in her quilts to show off the backing fabric or creates complete holes to add different dimensionality. She'll teach you her methods and show when and why to add windows or holes. She'll also demonstrate two alternatives to binding: facing and pillow-casing. You'll make a small sampler quilt with an irregular edge for a reference. Machine required.

Sat. Mar. 3 and 10, 1:30-4:30 PM

\$45



EPP Club

We invite you to attend this group and share in learning the diverse designs, styles, and techniques which English Paper Piecing offers. There is no charge to participate. At each gathering, Linda and Kristin will share with you



what is trending in the world of "EPP" : the latest tools and gadgets available as well as techniques in basting, sewing, layout and design. Share your tips, findings, and bring your project. If you are new to EPP, please come and see what it is all about. (Also consider the class Intro to English Paper Piecing: Hexagons listed under Hand Work)

Wed. Jan. 17, Feb. 28, Mar. 14, Apr. 18, 6-8 PM

Make Your Own Class

♥☀ Make Your Own Class

Cyndi Slothower

Are you stuck on a quilting or sewing project? Dedicate some time to sew with other like-minded folks. Bring whatever you wish to work on, and Cyndi will assist.

Sun. Feb. 11, 12-5 PM OR

Mon. Apr. 9, 12-5 PM

\$38



CLASS POLICIES

- *Payment must accompany class registration.*
- *You may withdraw from a class and receive a full refund up to one week before the class begins. After that time, no refunds will be issued.*
- *We'll notify you and give a refund if we cancel a class.*
- *Be considerate of your teacher and other class members; please leave children and guests at home.*
- *We encourage you to make sure the class has the minimum enrollment before you purchase supplies.*
- *Sewing machines are available and free for class use; be sure to reserve one when you register.*
- *Remember to request your 10% discount when buying supplies for Quilters Corner classes.*
- *Please purchase supplies before class begins so you don't miss anything!*
- *If your class will be held outside of store hours, please use the back door near the parking lot. If it is locked, use the doorbell.*

Sew Many Quilts!

♥☀ Fabric Collage Quilt

Valerie Leftwich

A giraffe, an elephant, an owl, a fox! Choose a fabric collage quilt pattern from Laura Heine, and Valerie will help you bring it to life! This is easy enough for a beginner and so much fun! Pattern required.

Fri. Jan. 12, 10 AM-4 PM OR

Sat. Apr. 7, 10 AM-4 PM



\$45

♥ Turn Photos into Quilts!

Jean Gerow

We all have taken great pictures and thought: that should be a quilt! In this class, make a 16" sunflower applique quilt as you learn the steps to start with a picture and end up with an art quilt. We'll begin with a sunflower picture (supplied); create a pattern from it; talk fabric and color; transfer the pattern to fabric; fuse, thread paint and finish the work. Use these steps and start turning the pictures on your camera into works of art! Machine required.

Tues. Jan 16 and 23, 5:30-8:30 PM



\$45

♥☀ Piecing Without a Pattern

Cyndi Slothower

Begin with a panel or fabric that inspires you. Bring a heap of coordinating fabrics. Let's make a quilt! Machine required.

Sun. Jan. 21, 12-5 PM



\$38

♥☀ French Roses

Valerie Leftwich

Sewing French Roses is so easy and so much fun that we encourage beginners to try it. The edges are raw to "bloom" when washed. Enjoy playing with fabric and watch your garden grow! Pattern and machine required.

Fri. Feb. 9, 10 AM-4 PM



\$45

☀ Udder-ly Crazy: All Stacked Up

Sheila Meehan

Sheila will teach you to "crazy" piece farm animals that will bring a smile to all who see them. Once you sew one animal in class, you will be able to make many others designed by the author, Janet Nesbitt, and found in her many whimsical books. Book and machine required.

Wed. Mar. 21, 12-4 PM



\$30

♥☀ One Block Wonder

Valerie Leftwich

Choose one great fabric and one block shape and make a one-of-a-kind quilt. No fussy cutting and no set-in seams. Book and machine required.

Thurs. Mar. 22, 10 AM-4 PM



\$45

Diamonds

Cyndi Slothower

Learn to cut 60° diamonds, sew them in diagonal rows, and inset side and corner triangles. You will make a lap or baby quilt. Machine required.

Thurs. Mar. 22, 5:30-8:30 PM



\$23

☀ Solar Commotion


Ron Stefanak

Ron's original design was inspired by his viewing of the total solar eclipse. It is paper-pieced with a template curved center, creating lots of movement.

Learn new skills and make your own solar commotion! Required pattern has instructions for sizes throw through queen. Machine required.

Fri. Mar. 23, 10 AM-2 PM

\$30



♥☀ Studio with Valerie

Valerie Leftwich

Whether you have a One Block Wonder quilt in progress or need help with a fabric collage quilt, Valerie will help you finish your project.

Sat. Apr. 21, 12:30-4:30 PM

\$30




♥☀ Quick Curve Ruler

Sheila Meehan

Sew curves quickly and easily, even if curved piecing is new to you. Choose a pattern and fabric using the Quick Curve Ruler or the Mini QCR and Sheila will show you how! Suitable for advanced beginners with rotary cutting skills. Ruler and machine required.

Wed. Apr. 11, 1-4 PM

\$23



☀ Blocks Made Modern

Pat Merkle

Start with traditional quilt blocks and experiment with Modern Quilting elements in block design and quilt layout: alternate gridwork, graphic colors, scale, asymmetry, cropping, improvisation, minimalism, Modern Traditionalism, negative space, lack of borders, pixilation. Machine required.

Sat. Mar. 17, 10 AM-4 PM

\$45





It's All About the Thread: Lecture & Trunk Show

Join Karen Miller of Redbird Quilt Co as she introduces her debut

Aurifil thread collection, **The Subtle Sampler**. Karen will share how to best utilize each weight of luscious Aurifil thread in your quilting projects. Piecing, applique, embellishing, quilting and finishing -- she'll cover it all AND share details about needle size, bobbin weights, and tension adjustments necessary to make these threads SHINE for you. Karen will discuss her trunk of projects prepared exclusively with Aurifil thread, many of which were quilted on her home machine. This will be fun, informational, and inspiring! PS - there will be a free project and giveaway too!! **The Subtle Sampler** can be preordered at Quilters Corner. Sat. Mar. 24, 1-4 PM \$10



Machine Embroidery Workshop

We are so excited to expand our monthly "Anita Goodesign Workshop" to include wonderfully digitized projects from a variety of embroidery design companies. While we still love working with Anita Goodesign, we will now include designs and projects from Sweet Pea, Pickle Pie, Urban Threads, Kimberbell, Susan O' Very and more!

♥☀ Machine Embroidery Workshop

Join us each month to create and stitch beautiful embroidery designs. All levels of embroiderers encouraged. The hands-on embroidery classes will take you from beginner to expert as you learn fabric choices, thread choices, hooping, stabilizers, and techniques. Embroidery machine required - all makes and models are invited. If you don't have an embroidery machine, you are welcome to use one of ours. Monthly design CD and kit purchase required, payable at registration.

Class fee \$23 per session

January:

Thursday 25th, 9 AM-12 PM
OR Friday 26th, 1-4 PM

February:

Thursday 15th, 9 AM-12 PM
OR Friday 16th, 1-4 PM

March:

Thursday 1st, 9 AM-12 PM
OR Friday 2nd, 1-4 PM

April:

Thursday 5th, 9 AM-12 PM
OR Friday 6th, 1-4 PM



Machine Embroidery

♥☀ Intro to Machine Embroidery Linda VanNederynen

This class is designed to answer your questions and let you experience the world of machine embroidery. Most sewers/quilters don't realize an embroidery machine is first and foremost an amazing sewing machine that also embroiders. Take a tour of both Pfaff and Baby Lock brands of sewing & embroidery machines to find which embroidery machine best fits your needs or wants. Linda will cover the essentials to get you started: stabilizers, hoops, needles, and thread. Quilting, applique, monogramming, free-motion can all be achieved using an embroidery machine. Try embroidery first hand as you stitch a monogram on a useful face cloth made of terry, one of the more difficult fabrics to stitch on. Linda will demonstrate how easy and successful this is using the right products and the best techniques.

Sat. Feb. 24, 9:30 AM-12:30 PM \$23

E.A.T. Group (Exploring Advanced Techniques) meets monthly to share machine techniques. If you enjoy researching and trying new things with fabric and would like to share your work in progress and creative techniques, please come. Membership is free.

Please call Sherry to register at 607-592-5235.

Meets the third Monday of every month at Quilters Corner from 1-3 PM.



518 W State/MLK St

Ithaca, NY 14850

M-F 10-6, Sat 10-5,

Sun 12-4

607•266•0850

www.e-quilterscorner.com

PRSRT STD
U.S. POSTAGE
PAID
ITHACA, NY
PERMIT NO. 780

VISIT YOUR LOCAL QUILT SHOP DAY

Saturday, January 27

Fat Quarter Sale

Buy 5, get 1 free



We'll Be Closed

- Christmas, December 24 - 25
- New Year's Day, January 1
- Inventory Day, January 8
- Easter Sunday, April 1

Did you know?

Quilters Corner welcomes groups



What you can expect:

- Open early to accommodate your schedule
- Goodie bags for everyone
- Light snacks provided
- Clean bathrooms
- Cold water to fill your water bottles
- Extra staff on hand to provide assistance
- Demonstrations provided upon request

Give us a call to schedule an outing your group will talk about for a long time:
607-266-0850.

The minimum group size is ten.