

518 W State (Martin Luther King Jr) St
607•266•0850

www.e-quilterscorner.com
quilters@e-quilterscorner.com

QUILTERS CORNER HIGHLIGHTS

**New Block of the
Month** (p 2)

The latest cool stuff (pp
3-5)

Classes! You can see
class samples and
sign up on our website.
(pp 8-15)

Charity Sewing
continues in 2016

**Visit Your Local Quilt
Shop Day**, Saturday,
January 23. Demos!
Sale! (p 4)

Worldwide Quilting Day
Saturday, March 19 (p 6)

TopShop Tour April 21 -
24, (p 5)

We'll Be Closed:
Christmas, December
24 - 25; New Year's Day,
January 1; Inventory
Day, January 11; Easter
Sunday, March 27.

Visit our website to see
this newsletter in color.

Don't miss out on the
latest QC news and tips!

Email us and ask us to
add you to our email list.
We'll never rent or sell
your info.

CHARITY SEWING AT QUILTERS CORNER



*Tuesday morning charity sewing
will continue in 2016*

out to all of you on our list, along with free patterns to make the featured projects. Your response far surpassed our hopes.

A very dedicated group showed up on Tuesday mornings to sew these projects with others. Friendships bloomed as the piles of finished items grew. Some of you set aside charity sewing time with your guilds and delivered or mailed your stacks of completed projects. One woman over 90 years old made nearly 100 pillowcases using most of her fabric stash. Several of you tried to make some of each project throughout the year. Packages arrived, bags were handed over, and the stacks grew.

Here is a partial accounting of all you accomplished:

- Pillowcases: 50 to the Advocacy Center for women and children in crisis, 10 to the Tioga County Family Services for children entering foster care, 6 to a family who lost everything in a house fire, 25 to the Learning Web for young adults and children, 25 to the Rescue Mission, 64 to Loaves and Fishes, and 4 to a Vestal family who experienced a tragic fire. Another 128 pillowcases were donated to the Rescue Mission to be paired with a donation (cont. p 6)

In 2015 as part of our 20th year in business, we at Quilters Corner wanted to contribute to our community in a very personal way. Quilters and sewists can be very generous when we join together to accomplish a goal. We researched projects which could benefit our neighbors served by local service organizations and agencies. Emails went



*Cyndi delivers a big stack of
preemie quilts to Golisano*

NEW BLOCK OF THE MONTH CABIN BY THE LAKE

FROM BRYNNE SIGG



Cabin By The Lake is our latest block of the month quilt, and it's an original design from our own Brynne Sigg. This beautiful quilt comprises blue skies, purple mountains, green trees, running water and fall leaves. A lovely red cabin is nestled in the middle of this appealing scene. **Cabin By The Lake** is 68" x 92" and will be perfect for a twin bed, hanging on that large blank wall, or draped over your couch ready for the time when the house is just a little too cool and a nap is on your agenda. Starting in February, this ten month program is a great deal at \$24.98 per month; best of all, the pattern is included in each month's kit. Quantities are limited, so sign up today to build your Cabin By The Lake. Classes on the techniques used in this quilt are on p 10.

Yes!

WE DO MAIL-ORDER.

www.e-quilterscorner.com

607-266-0850

2016 QUILTERS CORNER BAG SAVERS CLUB

To get your 2016 Quilters Corner tote, purchase at least \$100 in merchandise in one visit and you'll get an exclusive Quilters Corner 2016 bag. Your benefits will include one discounted fat quarter each day that you visit Quilters Corner in 2016, as well as extra discounts on all bolts in our sale area. The totes will be available starting January 2. The sooner you take home a bag, the greater your 2016 savings. Don't wait to get yours.



Thank You to everyone who brought in food and toiletries after Thanksgiving. We gave hundreds of pounds of donations to help stock the Ithaca Kitchen Cupboard. Well done!

Thanks to everyone who participated in the Central New York Shop Hop. We raised \$2000 for area organizations that aid victims of domestic violence, including the Advocacy Center here in Ithaca.

Look what's new from Sew Kind of Wonderful, designers of the Quick Curve Ruler! The three sisters just released a book, **One Wonderful Curve**, with twelve gorgeous contemporary quilts created with one curved block and the **Quick Curve Ruler** (QCR). We love these patterns and this ruler so much we can't stop making samples. Brynne made the top for our new sample **Moroccan Vibe** in just one day using the fabulous fabrics from designer Alison Glass. She also just finished the top for



Moroccan Vibe



Green Smoothie

See our fall-colored version.

Green Smoothie, a leaf pattern in wonderful greens, golds, and reds. Look for them on display at the shop and ask us for a demo of the QCR. You're going to love how easy it is to cut and sew curves. There are fifteen different patterns in stock including a brand new pattern called **Chic Country**

that creates a winding ways block with those wonderful secondary rings. Kits are available for both Moroccan Vibe and Green Smoothie.

As if that wasn't enough, these busy ladies have come out with a mini version of the original QCR and several mini quilt patterns. **Mini Rings** has all instructions for a 33" x 44" double wedding ring quilt. Brynne made a sample of this one too! Look for her class on these rulers on p 14.



Mini Rings



Who says an apron has to be boring? **Little Lady** is perfect for a special little girl who likes to dress up even when she's getting messy! Pockets in the front are an added bonus. The pattern includes sizes 2-4, 6-8 and 10-12.

Animal quilts are in vogue for wall hangings and baby quilts; we have several outstanding patterns from which to choose.

Designer Laura Heine has developed a fabric collage technique which is both simple and fun to do. You choose between a giraffe, elephant, owl, or fox pattern. Look for Valerie's class on this (p 14.) Once you learn the method, branch out to create your own designs.



We have several patterns based on the inimitable designs of artist Charley Harper. Choose from elephants, giraffes, koalas, or penguins. Each has full size patterns with instructions for very simple fusible appliqué.

Hoffman Fabrics offers stunning batik kits to make a fox, raccoon, or deer. Each includes die-cut and pre-fused batik pieces, easy to follow instructions and binding for a 20" x 30" wall hanging.



Fancy Forest

by Elizabeth Hartman is a delightful sampler quilt featuring some of her most popular animal designs. Instructions for a large quilt (67" x 91") or a small quilt (35" x 47") are included. There are no templates and no paper piecing involved.



Look for a sample coming soon!

The **Crossback Reversible Apron** from Indygo Junction slips on over your head and is ideal for kitchen or garden work. Adult and child versions are included with multiple sizes for both; full size pattern pieces are included. Our sample features denim that comes in several yummy colors and is great for machine embroidery. It is very easy to make.



The **Classic Coin Purse** is a small pouch perfect for storing everyday essentials. The pattern includes the clasp, and refills are available so you can make more for yourself and your friends.



Classic Coin Purse



Bailey Island Hobo

The **Bailey Island Hobo**, a pretty and practical bag, uses 2-1/2" strips and leftover batting.


Oh my goodness – it's sooo big! The **BIG Sebago Tote** is a must when you have a lot to carry. Large pockets on the inside and outside hold and organize everything you need for an overnight getaway, a vacation, or a retreat.

Look for classes on these bags on p 13!



BIG Sebago Tote

The **Fat Quarter Pop-Up** is a fun little 5-1/2" x 6" container that pops! It folds flat for storage and travel then springs back into shape when you need it. The pattern contains full color instructions, one small pop up spring, elastic and a cute little label. You add a fat quarter of fabric and stabilizer. Pack it in your machine case to take to a workshop or retreat. We bet you'll want to make more than one so come in for a **Pop-Up Refill!** Coming soon, three more sizes – 8" x 8", 10-1/2" x 11", and 14" x 16".



Darcy Ashton's new book, **Outstanding Owls**, contains twenty different full sized patterns to appliqué using fusible techniques or by hand -- this book describes both. You will find numerous options and projects including large quilts, small quilts, tote bags, embroidery projects, wool

projects, and much, much, more. If you love owls, you will LOVE this book!

You may have noticed that the staff at Quilters Corner has a soft spot for stuffed critters. The latest Quilt Market find was **Hortense the Mouse** who came all the way from France. Kristin renamed her Suzy after she arrived at Quilters Corner (Hortense is just a little too serious for such a sweet little mouse!) Suzy is easy to sew; patterns are available to make a wardrobe suitable for a well-dressed mouse for every occasion.

Look for Kristin's class on p 11 to make your own cute mouse. It is easy enough for a confident beginner.

Coloring Books for adults are so popular right now. It's a nice way to relax and get your creative juices flowing. We currently have several books with themes of nature and animals, swirls, curls, paisleys, mandalas, including some from hip designers like Tula Pink and Valori Wells. Come in to check out our selection and pick up a pack of coloring pens as well. They make a great gift for you or someone else.

**VISIT YOUR
LOCAL QUILT
SHOP DAY**

Saturday, January 23

Demos 11-4

**Fat Quarter
Sale**

Buy 5, get 1 free



Fabric from some of our favorite modern designers, Alison Glass, Amy Butler and Tula Pink, is in the store now with more coming over the winter.

Elegant Asian and vibrant Australian fabrics





Little House on the Prairie, inspired by Laura Ingalls Wilder's books and the TV series based on it.

58" Crossroads Denim by Amy Barickman, in many luscious colors perfect for jackets, aprons, bags, home dec, and embroidery.



Hoffman Challenge 2016, is digitally printed. Visit Hoffmanchallenge.com for the full rules for this annual contest.

The batik shelves are always full with over 1,000 bolts to choose from.




TOPSHOP CONCERT TOUR

Rock & Roll around New York

Featuring the five best shops in our region

- **Quilters Corner**, Ithaca, NY
- **Calico Gals**, Syracuse, NY
- **Patchwork Plus**, Marcellus, NY
- **O'Susannah's**, Watkins Glen, NY
- **Patchwork Garden**, E. Amherst, NY



Backstage party

Wednesday, April 20, 6:00 p.m.

Your passport is your admission ticket. Get your passport stamped at the party!


Thursday - Sunday,

April 21 - 24

extended hours at all shops

Fabulous Prizes!

- Retreat for ten at O'Susannah's
- \$100 shopping sprees – two per shop
- Private class for six – one per shop



Ithaca Modern Quilt Guild

First Sundays, 1-3 at Quilters Corner

(Charity Sewing, cont.) from another organization of 100 blankets!

- Tote bags, hats and headscarves: 70 tote bags and 21 hats and headscarves to the Cancer Resource Center.
- Premie Quilts: 56 to Cayuga Medical Center, 24 to Boston Children's Hospital, 90 to Crouse Hospital in Syracuse, and 96 to Golisano Children's/Strong Memorial in Rochester.
- Placemat and napkin sets: 29 to Hospice and 386 to Foodnet to be given to recipients of Meals on Wheels.
- Adult Clothing Protectors (Bibs): 84 were donated to be shared among the 5 local skilled nursing facilities in Tompkins County and Hospicare.
- Lap quilts: 51 donated to the Child Development Council's Family Services Program.
- Days for Girls cloth sanitary pad liners - 340 donated to benefit girls in Africa to allow them to attend school all month long.
- Cool ties: 304 cool ties and 204 cool helmet liners for members of the armed services. Many more in colors too bright for military purposes will be donated elsewhere.
- Burp cloths: 193 donated to Cayuga Medical Center to welcome local babies.
- Christmas napkins and placemats are being made as we go to print, to be distributed by Catholic Charities to families receiving their Christmas baskets.



Placemat and napkin sets for Meals on Wheels

We are profoundly grateful to have been part of this incredible generosity. While we will not be recommending projects every month, the Tuesday morning charity sewing group will continue every Tuesday morning from 10 - noon. All are welcome! They have identified more community needs, and we will continue to inform you of those. In January they will begin making more lap quilts for the Red Cross to distribute to families in crisis.

Thank you so very much.

Valentine's Day



Come in
Sunday, February 14
for some chocolate and
20% off pink and red fabric.

Saturday, March 19 **WORLDWIDE QUILTING DAY**

Come celebrate with us!

11-4

Demos, discounts, desserts

Don't miss out on the latest QC news and tips!

Email to quilters@e-quilterscorner.com and ask us to add you to our email list. We'll never rent or sell your info.

SHOPPING FOR A SEWING MACHINE

When you shop for a new sewing machine you are faced with many choices. The number of brands available and the models within a specific brand can be overwhelming, especially to first-time purchasers.

At Quilters Corner, we take great pride in helping our customers select the perfect machine to match their budgets and their sewing wants and needs. We provide a wide range of sewing & embroidery machines and sergers from two well known brands, Pfaff & Baby Lock. It is a common misconception that these brands are complicated and high priced; in fact, there are significantly more machines available at the entry level than at the very high end. Entry level machine prices begin at under \$200, and there are many machines with great features priced under \$1,000. Crafters, quilters, embroiderers, and clever upcyclers who are just beginning their sewing adventures can all find moderately priced machines.

We provide excellent customer service for our machine customers. Each machine owner receives a FREE one-on-one, private lesson with their machine. Depending on the level of machine purchased, they also receive up to three more classes in a group setting. These can be repeated for the life of the machine. When your machine needs to be cleaned and serviced, we are authorized dealers with trained technicians in house.

As you progress in your sewing, you may find that you are ready for additional features.

Perhaps you want to venture into machine embroidery. Maybe your stack of quilt tops is growing and you would like a longer body and better light on your sewing machine to make machine quilting easier. We have a generous trade-up policy for our customers.

Automatic needle threaders! Speed control!

Thread snips! Come in soon for a test drive and to see what sewing machines can do.

Take frustration out of your creative sewing and see where the muse might lead.



Whatever your sewing wants and budget, we have a machine for you.

MODERATELY PRICED MACHINES

So many choices!



Quilters Corner Classes Winter 2016

Come in and look at the teachers' samples in our classroom or view them on our website. You can stop by the shop to register, pick up the phone, 607-266-0850, or see classes online at www.e-quilterscorner.com. We hope to see you soon!

Key: ♥ = great for beginners ☀ = daytime class

Getting Started

♥ Absolutely Beginning Sewing Machine Operation

Linda VanNederynen

Start with turning on a sewing machine, threading, winding a bobbin, attaching feet and accessories. Maintenance, adjusting tension, selecting stitches and stitching them out will also be covered. If you don't have a sewing machine or might want a new one, use one of ours to help you decide.

Wed. Feb. 17, 6-9 PM

\$23

♥☀ Learn to Quilt Cyndi Slothower

This class will take you through the whole quilt making process: rotary cutting squares and triangles, sewing a variety of blocks, then making a top for a small quilt. Finally, we will baste, machine quilt and bind. Take the leap, you may never be the same! Sewing machine required; use a classroom machine if you wish.

Mon. Jan. 25, Feb. 1, 8, 22 and 29

OR March 7, 14, 21, April 4 and 11

\$113

Choose 9:30 AM-12:30 PM or 6-9 PM

♥☀ Sewing School 101

Linda VanNederynen

You CAN sew! Join the fun - step into the world of sewing. You will gain useful sewing skills and learn specific techniques as you make several projects. Fabric choices for clothing, home décor, quilting and crafting projects will be covered in this class. Learn to select the proper tools and supplies for your sewing projects. Projects include: Carry All Clutch, Table Runner/Topper, Apron, Pillow with Zipper and Lined Drawstring Bag. Machine and book required.

\$90

Wed. Jan. 20, 27, Feb. 3 and 10, 6-9 PM OR

Wed. Mar. 2, 9, 16 and 23, 6-9 PM OR

Thurs. Apr. 7, 14, 21 and 28, 9 AM-12 PM

♥☀ Color Confidence

Kaye Tea

Create beautiful quilts and projects you love by learning about color and fabric "personality". This class will help you broaden your color experience and stretch your colorful imagination as you learn about value and how to create beautiful color combinations for your quilts.

Sun. Jan. 31, 1-3:30 PM

\$19

♥☀ Binding Basics

Sheila Meehan

Finish quilts with great looking bindings. Learn to make bias and straight grain bindings, mitered and curved corners. Binding by hand and with a machine will be covered. Machine required.

Thurs. Jan. 28, 10 AM-1 PM

\$23

♥☀ Basting

Cyndi Slothower

Do you have a quilt top finished that you need to baste or sandwich in preparation for quilting? Many hands make light work! We will baste one top each, and more if there is time.

Sun. Mar. 13, 12:30-3:30 PM

\$23

♥☀ Creative Quilt Labeling

Sharon Stroud

Learn to embellish your own handwriting and experiment with inking simple flowers, vines, and leaves. The techniques learned can be translated into creative quilt labels, friendship or signature quilts and beautiful gifts.

Sat. Mar. 19, 1-4 PM

\$23

♥☀ Easy Appliqué

Kristin Thompson

This class is for anyone who is terrified of the "A" word but would love to learn to appliqué. It's a foolproof preparation method that can then be stitched down by hand or machine. It does not require needle turning but is guaranteed to give you that wonderful turned edge look of hand appliqué.

Fri. Apr. 22, 10 AM-1 PM

\$23

***Is your machine heavy? Use a classroom machine for FREE!
Reserve one when you sign up for a class.***

Advancing Skills

☀ **Stitcher's Garden**

Kristin Thompson

Create a beautiful quilt while learning more about your sewing machine and many different presser feet. Try out many decorative stitches with guided instruction and hands-on practice. Each month explore new techniques like machine appliqué, couching, pin tucking, sewing on a button by machine and candlewicking. Open to all makes and models of sewing machines. Each class stands alone.

\$30/session

Sun. Jan. 24, Feb. 28, Mar. 20, Apr. 24, 12-4 PM

♥☀ **Intro to Machine Appliqué**

Kristin Thompson

We will cover machine basics, how to choose the right threads, needles, fusible webs and stabilizers. Practice satin stitch, buttonhole stitch and more. Start with easy exercises and then begin a small quilt or wall hanging that uses your new skills. Machine with zigzag stitch required.

Sat. Apr. 23, 10 AM-2 PM

\$30

♥☀ **Intro to Foundation Paper Piecing**

Linda VanNederyn

Do the terms "sharp points" and "exact corners" frighten you? Paper piecing makes it easy to be extremely accurate even when sewing tiny pieces. You need only know how to sew on a line to create a sampler wall hanging. Book and machine required.

Thurs. Feb. 25, 1:30-4:30 PM

\$23

Make Your Own Class

♥☀ **Make Your Own Class**

Cyndi Slothower

Are you stuck on a sewing or quilting project? Take some dedicated time to sew with other like-minded folks. Bring whatever you wish to work on and Cyndi will be available to assist.

Fri. Feb. 5, 12-5 PM OR

Mon. Apr. 25, 10 AM-3 PM

\$38

Use a Pfaff or Baby Lock classroom machine for FREE! Reserve one when you sign up for a class.

Machine Quilting

Quilters Corner is committed to helping you learn to quilt your own quilts with your home machine! These classes will provide experience and confidence so you can give your tops the finish they deserve.

♥☀ **Intro to Machine Quilting**

Cyndi Slothower

So many quilt tops, so little time! Learn the basics of machine quilting, both with a walking foot and free motion. You will learn some simple designs that are beginner-friendly so you can finish your quilts with confidence. Machine required.

Sun. Feb. 21, 12:30-4:30 PM

\$30

♥☀ **Free Motion Fundamentals**

Brynne Sigg

Learn the very basics of free motion quilting with tips on choosing a back, batting and thread. The class will also cover setting your tension and which quilt patterns work for different quilts. We will be doing basic free motion stitching which will include meandering and loops with different designs.

Machine required.

Wed. Feb. 10, 1-4 PM

\$23



☀ **Free Motion Quilting: Feathers**

Karen Miller

Join us for a day of fun, learning how to quilt free motion feathers on your home sewing machine. Several different feather designs will be discussed, drawn and quilted. A basic knowledge of free motion quilting, a previous beginning machine quilting class and machine required.

Sun. Apr. 10, 12-4 PM

\$30



Featherweight

♥☀ **Care and Feeding of Your Featherweight**

Sharon Stroud

An essential class for all the old black Singer Featherweight owners. You will learn to clean and oil your machine, where to lubricate, how to do simple repairs and more. Machine required.

Sat. Feb. 20, 12-4 PM

\$30

Hand Work

♥☀ Intro to Hand Appliqué Kristin Thompson

Hand appliqué is wonderful to see, a pleasure to do, and it's portable! Learn the techniques for invisible needleturn appliqué and the tricks for mastering all the basic shapes. Kristin will have you hooked.
Fri. Jan. 22 and 29, 1-4 PM



\$45

♥☀ Hand Quilting Without a Hoop Sharon Stroud

Whether you are ready to learn to quilt or just want to improve your quilting stitch, learn a unique way to quilt (not stab stitch) without poking your finger underneath and without a hoop or frame. Basting, marking methods, thread and batting are also covered. Fee includes a pre-basted quilt sandwich. Roxanne thimbles may be purchased at a 15% discount for this class.
Sat. Jan. 30, 10 AM-4:30 PM



\$54

♥ Big Stitch Quilting and Hemstitch Binding Cyndi Slothower

Learn a quick and easy hand quilting stitch, then a hand embroidery stitch that will make binding your quilts lots of fun. You may stitch on your own quilt in progress or make a small wall hanging in class.
Thurs. Feb. 4, 6-8 PM



\$15

♥ Beginning Wool Appliqué: Redbird and Berries Karen Miller

This is Karen's original pattern, designed for the online Moda Bake Shop using Moda Charm squares for the border. We'll add the redbird, stems and berries with wool appliqué. It's the perfect introduction to this fun technique! The finished mini quilt accents your wall decor beautifully. Quilting options will be reviewed.

Thurs. Mar. 10 and 31, 6-9 PM



\$45

♥☀ Hand Stitched Embroidery Sampler Yoly Tovar

Learn beautiful hand embroidery stitches that can enhance any project, from quilts to clothing and hand bags. You will make a sampler of different fabulous stitches that will serve as a beautiful reference.

Fri. Feb. 26 and Mar. 11, 2-5 PM

\$45



Block of the Month

♥☀ Cabin by the Lake Sheila Meehan

Sheila made our beautiful version of Brynne's Cabin by the Lake Block of the Month quilt, and she is happy to share her expertise with you! Come once, or once a month to make progress on your own Cabin by the Lake. Different techniques will be covered each session. Pattern and machine required.
Thurs. 11:30 AM-1:30 PM \$15 per session

Feb. 4: Mountains, half-square triangles

Mar. 10: Small stars, half-square triangles

Apr. 14: Large stars, quarter-square triangles

CLASS POLICIES

- *Payment must accompany class registration.*
- *You may withdraw from a class and receive a full refund up to one week before the class begins. After that time no refunds will be issued.*
- *We'll notify you and give a refund if we cancel a class.*
- *Be considerate of your teacher and other class members; please leave children and guests at home.*
- *We encourage you to make sure the class has the minimum enrollment before you purchase supplies.*
- *Sewing machines are available and free for class use; be sure to reserve one when you register.*
- *Remember to request your 10% discount when buying supplies for Quilters Corner classes.*
- *Please purchase supplies before class begins so you don't miss anything!*
- *If your class will be held outside of store hours, please use the back door near the parking lot. If it is locked, use the doorbell.*

Gifts & Fun Things

♥☀ Creative Techniques - Greeting Cards Sally Sumner

Looking for a quick project that uses your scraps? This class is for you! Greeting cards are creative, fun and a great way to explore new stitches and techniques. Supply fee of \$5 payable to the instructor in class. Machine required.
Sat. Jan. 16, 10 AM-1:30 PM \$27



♥☀ Hortense the Mouse (aka Suzy) Kristin Thompson

Kristin has a real soft spot for stuffed critters, and when she saw this little mouse who came all the way from France, she just had to adopt her. Kristin renamed her Suzy after she arrived at Quilters Corner. (Hortense is just a little too serious for such a sweet little mouse!) Suzy is easy to make and has patterns to make a wardrobe suitable for a well-dressed mouse for every occasion. It is easy enough for a confident beginner to make your own sweet mouse. Pattern and machine required.
Sat. Feb. 13, 10 AM-2 PM \$30



♥☀ Learn to Faux Chenille Edith Johnston

Make a hot pad or a pillow top while learning basic faux chenille skills. Finished projects will be shown to get your creative thoughts going. Machine required.
Sat. Mar. 12, 9:30 AM-12:30 PM \$23



♥☀ 3-D Pop-Up Quilted Greeting Cards Sally Sumner

A fun entrée into dimensional work. Construct a basic pop-up card in class. Learning the step-by-step process will allow you to continue making pop-ups of your own design.
Sat. Apr. 16, 12-4 PM \$30




♥☀ Bali Bowls Revisited Kristin Thompson

Learn a new and easier way to make fabulous shaped fabric bowls using precut 2 1/2" strips and double-sided fusible foam. Choose either the Catnap Bowl or the larger Bushel Basket or make a size to suit your needs. For beginners with some sewing experience. Pattern required.
Sat. Apr. 30, 10 AM-2 PM \$30



♥☀ Take Four Placemats Rhonda Poyer

Start with four fat quarters and make a set of four coordinated placemats! Learn how to "stack and whack", shuffle the fabrics and sew. These make a great hostess or house warming gift or a quick makeover for your own table. Pattern and machine required.
Mon. Feb. 1, 1-4:30 PM \$27



♥☀ A Little Duffle Do It Rhonda Poyer

These adorable miniature duffle bags may be used to organize sewing tools, travel items and other small supplies. They make great gifts! Choose from one of four sizes. Pattern, machine and rotary cutting experience required.
Mon. Feb. 8, 1-4 PM \$23



Tiara

♥☀ Top Tips for Quilting with the Tiara Pat Merkle

Pat loves her Tiara and her free motion skills are amazing. Whether you already have a Tiara or are thinking about getting one, come and get the benefit of her expertise on this wonderful machine. She will discuss threading, bobbin winding tricks, adjustments to top and bottom tension in relation to different thread weights and fabric thicknesses and more. While Pat will demonstrate for much of the session, you will have a chance to stitch as well.
Sat. Apr. 23, 2:30-4:30 PM \$15

New Owner Classes

6D Software

♥☀ PFAFF and Baby Lock Sewing Machine New Owner Classes

We are committed to helping you learn the features of your new computerized sewing machine. Second helpings are welcome and cheerfully served. Each session is FREE w/machine purchase from QC or \$125. If you do not see your model listed, please call for an appointment.

Baby Lock Melody, Elizabeth, Tempo, Sophia 2 and Ellure Plus - Pat
Thurs. Feb. 11, 9:30 AM-12:30 PM

Baby Lock Ellure Plus and Sophia 2 Embroidery Functions - Pat
Wed. Apr. 13, 9:30 AM-12:30 PM

Baby Lock Sergers, All Self-Threading - Edith
A. Basic Operation, Learning Icons, Basic Feet
Tues. Jan. 26, 9 AM-12 PM
Ovation, Evolution and Enlighten also take:
B. Specialty Feet and Special Techniques
Tues. Feb. 23, 9 AM-12 PM

Baby Lock Ellisimo, Ellageo, Unity (A and B) Symphony and Crescendo (A only) - Edith
A. Basic Operation, Learning Icons, Basic Feet
Mon. Jan. 25, 2-5 PM
B. Embroidery
Mon. Feb. 22, 2-5 PM

PFAFF Ambition and Expression - Cyndi
Sun. Jan. 10, 12:30-4:30 PM OR
Thurs. Mar. 3, 5-9 PM

PFAFF Creative 1.5 - Edith
Machine Operation, Accessories, Embroidery
Wed. Apr. 20, 9 AM-12 PM

PFAFF Performance and Creative - Edith
A. Basic Operation, Learning Icons, Basic Feet
Mon. Feb. 29, 2-5 PM
B. Special Techniques
Mon. Mar. 21, 2-5 PM
C. Embroidery and Precise Positioning
Mon. Apr. 11, 2-5 PM

Baby Lock Destiny - Linda
A. Basic Operation, Learning Icons, Basic Feet
Thurs. Jan. 14, 9 AM-12 PM
B. Special Techniques
Thurs. Jan. 28, 9 AM-12 PM
C. Embroidery
Thurs. Feb. 4, 9 AM-12 PM

♥☀ 6D New Owners Training Linda VanNederynen

6D Embroidery Extra owners attend the first two lessons: \$150 or free with software purchase.
6D Premier owners attend four lessons to learn the basics of your software: \$250 or free with software purchase. A limited number of shop laptops are available to share or bring your own to the training.

6D Lesson #1 and #2

Wed. Feb. 3 and 10, 9-11 AM

6D Lesson #3 and #4

Wed. Feb. 17 and 24, 9-11 AM

♥☀ 6D Embroidery Software School Merrie Wilent

Go beyond your initial software training with this beginner series to learn to use your Premier Plus Extra or Ultra, 6D Extra, Premier or Professional Software. Each stand-alone session will focus on a different technique that is included in Extra. Bring laptop, cord and dongle. \$15 per session

Editing 101: Fri. Feb. 19, 3-5 PM

Lettering 101: Fri. Apr. 15, 3-5 PM

☀ Software Club Merrie Wilent

Anyone with Premier Plus Ultra, 6D Premier or 6D Professional versions is welcome to join anytime for software continuing education. You will explore many techniques and modules in Quilters Corner's Software Club. A full color handout is provided so you can practice what you learn at home. Bring laptops, power cord and dongle only. \$19 per session

Winter Design

Digitize a large running stitch snowflake, learn to use and change super designs in Create and in Modify, and add lettering to make this classy design.

Fri. Feb. 12, 9:30 AM -12 PM



Is it by hand or machine?

Learn to give your designs a hand stitched look while digitizing a sprig for spring in the Create module.

Fri. Apr. 8, 9:30 AM-12 PM

Bags and Jackets

♥☀ **Big Sebago Tote**

Kristin Thompson

It's so big! If you need a large tote bag, then the *BIG Sebago Tote* is a must have.

Large pockets on the inside and outside hold and organize everything you need for an overnight getaway, a vacation or a retreat. Suitable for a confident beginner. Pattern and machine required.

Sat. Jan. 9, 10:30 AM-4:30 PM

\$45



♥☀ **Laminated Cloth Tote Bag**

Valerie Leftwich

Make a fun waterproof bag for swimming, a carry-on bag or a bag just to haul all your stuff. It's so easy, you will complete a bag in class, then want to make more! Machine required.

Thurs. Jan. 21, 10 AM-12 PM

\$15



♥☀ **Laminated Cloth Zippered Pouch**

Valerie Leftwich

Make two different pouches in one class! These are so cute and practical that you will want to make many more. Machine required.

Thurs. Jan. 21, 1-3 PM

\$15



♥☀ **Bag Making Studio with Kaye**

Kaye Tea

Do you need help reading a bag pattern, adding a magnetic fastener, choosing the perfect stabilizer, making a sturdy strap? Do you want focused time to sew a bag with an experienced teacher at hand? Kaye will answer questions, offer guidance and help you with all aspects of bag making so you can complete your project.

Fri. Feb. 19, 9 AM-12 PM

\$23



Ithaca Modern Quilt Guild

Meetings are the first Sunday of every month from 1 to 3 PM at Quilters Corner.

All are welcome. Bring a show and tell!

♥☀ **Classic Coin Purse**

Kaye Tea

This easy to make, classic-style pouch is perfect for storing money, lip balm and other small everyday essentials. The flat, compact design makes it perfect to store inside a larger purse. Pattern and machine required.

Thurs. Mar. 3, 9 AM-12 PM

\$23



♥☀ **Bailey Island Hobo Bag**

Kaye Tea

Do you have lots of 2 1/2" strips or a favorite strip pack? How about leftover batting? Sew this practical and sweet hobo style bag, use them up and watch the magic happen! Pattern and machine required.

Fri. Mar. 4 and 11, 9 AM-12 PM

\$45



♥☀ **A Little Somethin' Jacket**

Edith Johnston

Update your wardrobe with this cute unlined jacket in one of four versions. Our cotton batiks, fun prints, or voiles are perfect to accent your fashion sense. Basic sewing skills, pattern and machine needed.

Fri. Mar. 18, 10 AM-3 PM

\$38



♥☀ **Sew Together Bag**

Ellen Burlew

Learn to make this extremely functional bag that can be used for sewing notions to go, makeup for travel or to carry in your tote as a "grab-and-go" for a quick trip to shop. It holds an amazing amount! Pattern and machine required.

Sat. Apr. 2, 10 AM-3 PM

\$38



♥☀ **Mesh Beach/Market Tote**

Kaye Tea

This bag is fast and easy. It's made of colorful mesh for the body and coordinating fabric for the band and pockets. A new technique with a sassy look! Pattern and machine required.

Thurs. Apr. 7, 1-5 PM

\$30



Sew Many Quilts!

♥☀ Fabric Collage Quilt

Valerie Leftwich

A giraffe, an elephant, an owl, a fox! Choose one of the wonderful fabric collage quilt patterns from Laura Heine and Valerie will help you bring it to life! This is easy enough for a beginner. Pattern and machine required. Sat. Jan. 23, 10 AM-3 PM




\$38

♥☀ Studio with Valerie

Valerie Leftwich

Whether you have a Fabric Collage, a One Block Wonder or Chinese Magic quilt in progress, or need help with a laminated bag, Valerie will answer questions and give you tips to get your project finished. Sat. Feb. 6, 9:30 AM-12:30 PM




\$23

♥☀ Quick Curve Rulers

Brynne Sigg

Brynne made many of our samples using the two sizes of Quick Curve Rulers. She will show you how simple it is to sew curves without any pins! Quick Curve Ruler or Mini, machine and your choice of associated patterns required. Suitable for advanced beginners with rotary cutting skills. Thurs. Feb. 11, 10 AM- 2 PM



\$30

♥☀ Batting Buddy Fun

Rhonda Poyer

Fast, easy blocks are created and quilted in one step. The backing becomes the sashing and binding. As the blocks are joined, you are done! Choice of two patterns, machine required. Fri. Feb. 12, 2:30-5:30 PM



\$23

♥☀ Chinese Magic

Valerie Leftwich

This quilt is dramatic, yet easy for beginners. Choose a collection of coordinating prints: Asian, Kaffe Fassett, novelty, florals, etc. You will add faux borders to individual blocks and set them on point. Pattern and machine required. Thurs. Feb. 18 and Mar. 31, 12-4 PM



\$60

♥☀ Pineapple Quilt

Sheila Meehan

In this class you will learn an easy, fun technique to make a beautiful scrappy quilt. There is no specialty ruler, just a 12 1/2" square ruler. When your block is completed, you square it up! This is a great class for that beautiful tower of fat quarters that you have been afraid to cut into! Pattern and machine required. Sat. Mar. 5, 10 AM-2 PM



\$30

♥☀ The 1600 Quilt

Pat Miller

Choose a scrumptious pack of pre-cut 2 1/2" strips, grab your sewing machine and get set to sew! End to end, the strips measure 1600 inches long and before you know it you will have a lap sized quilt top. Pat will give you many ideas for variations. Machine required. Thurs. Mar. 17, 9:30 AM-12:30 PM



\$23

♥☀ One Block Wonder

Valerie Leftwich

Choose one great fabric and one block shape and make a one-of-a-kind quilt. No fussy cutting and no set-in seams. Book and machine required. Fri. Apr. 1, 10 AM-4 PM




\$45

Diamonds

Cyndi Slothower

Learn to cut 60° diamonds, sew them in diagonal rows and inset side and corner triangles. You will make a lap or baby quilt. Machine required. Thurs. Apr. 14, 6-9 PM




\$23

♥☀ Disappearing Four Patch Quilt

Edith Johnston

Do you want a quick project to use great charm packs or some favorite fabrics? This technique class will have you well on your way to completing a small quilt top or the start of a larger one. With some basic piecing and quick rotary cutting it will look like you have done some very intricate piecing. Machine required. Fri. Apr. 15, 9 AM-2 PM



\$38

Art Quilt Techniques

☀️ **Radiant Landscapes**

Julianna Lower


Create tiled landscape quilts (in the style of Gloria Loughman). Tiles add color, texture, and drama to a landscape quilt. Learn to adapt a landscape photograph to a unique art quilt. The first class will feature design elements such as light, contrast, color, depth, and elements to include in the piece. The second class will be the execution of that vision. Please read *Radiant Landscapes* by Gloria Loughman prior to coming to class. Book and machine required.
Sat. Feb. 6 and 27, 1-4 PM **\$45**



♥️☀️ **Random Acts of Piecing (Improv Piecing)**

Ruth White

Learn to piece with the improvisational approach used by the Gee's Bend quilters and adapted by quilt luminaries such as Nancy Crow and Ricky Timms. We'll cut free-form strips and curves using scissors and/or rotary cutters to create your own unique quilt top. Possible finishing techniques will be discussed. Machine required.
Sat. Apr. 9, 10:30 AM-4:30 PM **\$45**



Serger Fun

♥️☀️ **Absolutely Beginning Class for Sergers** **Edith Johnston**

This class is for anyone who has a serger and needs help from the very beginning: basic threading, inserting needles, adjusting tension. Class size is kept small. Serger required.
Mon. Mar. 14, 2 -5 PM **\$25**

♥️☀️ **Quick Projects for a Serger** **Edith Johnston**

In this class we will make a cute potholder and a zipper bag or two using the overlock stitch on a serger. Bring your serger or use one of ours to learn some new skills.
Sat. Mar. 12, 1-4 PM **\$23**

Embroidery

♥️☀️ **Anita Goodesign** is an embroidery design company bringing fun and creativity to home embroidery. Join us once or monthly for hands-on embroidery classes to make projects and learn new techniques. Embroidery machine required - all makes and models are invited. If you don't have one, use ours!

January, February and March will feature "Winter Wonder", a collection featuring trees, snowflakes, cardinals and more. Included are:
- A full-color tutorial book.
- A multiformatted design CD with many projects and tutorials.
- Anita Goodesign products at special pricing.

Quarterly design CD \$30 and monthly kits \$8 required, payable when registering for class. Class fee \$23 per month. Each month features a different project.

January: Wed. 27th or Fri. 29th, 9 AM-12 PM

February: Thurs. 25th or Fri. 26th, 9 AM-12 PM

March: Thurs. 24th or Fri. 25th, 9 AM-12 PM

The projects for April, May and June sessions to be announced. Quarterly design CD \$30 and monthly kits \$8 required, payable when registering for class. Class fee \$23 per month.

April: Wed. 27th or Fri. 29th, 9 AM -12 PM
May and June to be scheduled later.

E.A.T. CLUB (Exploring Advanced Techniques) is a group that meets monthly to share machine techniques. If you enjoy researching and trying new things with fabric and would like to share your work in progress and creative techniques, please come. Membership is free, but please call June to register at 607-257-0939. Meets the third Monday of every month at Quilters Corner from 1-3 PM.

Open Sewing Studio at Quilters Corner!

Most Tuesdays and Wednesdays from 12-4. Work on your project in our beautiful classroom. Make new friends! Machines and irons are ready. Call to reserve a table. Only \$5 per session! Additional times may be available during shop hours—call to find out. 607-266-0850





518 W State/MLK St

Ithaca, NY 14850

M-F 10-6, Sat 10-5,

Sun 12-4

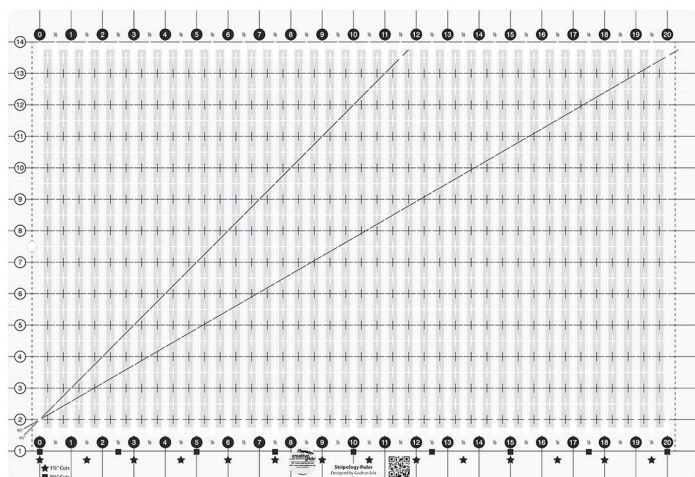
607•266•0850

www.e-quilterscorner.com

PRSRT STD
U.S. POSTAGE
PAID
ITHACA, NY
PERMIT NO. 780

STRIPOLOGY RULER

from Creative Grids



You'll experience a dramatic increase in the speed and accuracy of your cutting with this ruler. Come to Quilters Corner to see for yourself.



We'll Be Closed

- Christmas, December 24 - 25
- New Year's Day, January 1
- Inventory Day, January 11
- Easter Sunday, March 27

Did you know?

Quilters Corner welcomes groups



What you can expect:

- Open early to accommodate your schedule
- Goodie bags for everyone
- Light snacks provided
- Clean bathrooms
- Cold water to fill your water bottles
- Extra staff on hand to provide assistance
- Demonstrations provided upon request

Give us a call to schedule an outing your group will talk about for a long time:
607-266-0850.

The minimum group size is ten.