

518 W State (Martin Luther King Jr) St  
607•266•0850

[www.e-quilterscorner.com](http://www.e-quilterscorner.com)  
[quilters@e-quilterscorner.com](mailto:quilters@e-quilterscorner.com)

## QUILTERS CORNER HIGHLIGHTS

**Visit Your local Quilt Shop Day**, January 24.

Demos! Sale! (p 4)

**Blocks of the Month**  
(p 2)

**The latest** patterns, books, notions, and fabric (pp 3-5)

**Scrap-Happy Hour**  
(p 6)

**Save on Classes** with our new Class Club.  
(p 16)

**Weekly Charity Sewing**  
(p 5)

**Worldwide Quilting Day**  
Saturday, March 21 (p 7)

**Top Shop Tour**  
April, (p 7)

**Gail Nelson**, Pfaff sewing expert, visits Thursday, April 30. (p 6)

**We'll Be Closed:**  
Christmas, December 24 - 25; New Year's Day, January 1; Inventory Day, January 5; Easter Sunday, April 5.

**Save the date:** Monday, July 20th is our 20th anniversary. Come celebrate with us!

**Visit our website** to see this newsletter in color.

## THANK YOU FOR TWENTY YEARS!

As we approach our 20th anniversary, our thoughts are full of gratitude. Thank you to all of our customers who have supported us for the past twenty years!

Our quilt shop journey began when our local quilt shop notified us they were closing. Many people began to say "We can't live in a town with no quilt shop! We want to do something about this." There were ten people at the first meeting, but on July 20, 1995 it was Sherry, Merrie, Katie, Cyndi, and Linda, who with 700 bolts of fabric, opened a 740-square-foot shop at Community Corners. With your support we have expanded and moved several times, and now Quilters Corner is almost six times as big. Our staff has been the backbone of our success. They provide Quilters Corner with expert sample making, high quality teaching and outstanding customer service. We love and are so proud of the people we work with!

To express our appreciation for twenty years of your patronage, your friendship, and the inspiration that you bring to us everyday, we are planning to celebrate throughout 2015. We will have special events, surprise deals, drawings, and increased opportunities to collectively give back to our greater community through charity sewing projects.

We love teaching and nurturing the beginning quilter/stitcher as well as watching many of you become masters in the art of quilt making. We are committed to providing high quality sewing machines, a rich and varied selection of first quality fabric, the latest and greatest tools, and techniques, in an environment for fun, creative learning to keep us all inspired through the next decade. As we reflect on the past twenty years, we have seen significant changes in this industry. The explosion of beautiful batik fabrics from Indonesia, historical fabrics reproduced with amazing detail, recognition of quilting as an art form, the transformation of machine quilting from "not real quilting" into the richly textured design element that it has become, and most recently the emergence of the Modern Quilt movement.....What will the future reveal? We promise to keep you on the cutting edge!

Thank you again for your strong support!



*Our first fabric order just arrived!*




*Opening day*



# BLOCKS OF THE MONTH

## STARRY JEWELS

FROM BRYNNE SIGG



**Starry Jewels** features batik fabrics in gorgeous jewel tones of blues, greens and purples on a scrappy background of creams. Our two block combination makes a striking secondary pattern and highlights all of the 54-40 or Bust stars. This queen-sized 96" x 96" quilt can be made by a confident beginner. A Tri-Recs ruler is required. The pattern is \$9.50 and available separately. Monthly kits are \$26 per month for ten months starting in January; borders and binding are included in the final month's kit.

### Yes!

### WE DO MAIL-ORDER.

[www.e-quilterscorner.com](http://www.e-quilterscorner.com)

607-266-0850

**Thank You** to everyone who brought in food and toiletries after Thanksgiving. We gave hundreds of pounds of donations to help stock the Ithaca Kitchen Cupboard. Well done!




## FULL BLOOM

COMING IN MAY — SIGN UP NOW!



This amazing 80" x 96" quilt is designed by Barbara Persing and Mary Hoover of Fourth & Sixth Designs using a line of batiks they designed for Island Batiks in the beautiful colors of Gerbera Daisies. You will find subtle value changes throughout the line, so you'll get just the right shading and highlights that will make your flowers come alive. Barbara and Mary say, "Our appliqué technique is extremely beginner-friendly, something anyone can do and it looks great!" They will be posting youtube videos each month with instruction in that month's special techniques. Increase your machine appliqué skills while you grow your fabric garden! The monthly kits are \$25 per month for 12 months. The pattern is \$24 and available separately. A limited number of kits will be available; sign up now so you don't miss out.








Northern Quilts **Braided Heart Quilt** interprets a classic Scandinavian Christmas decoration traditionally made out of cut, folded and woven paper. Our sample and kit uses bright and cheery batik fabrics in hot pink, orange and turquoise. Because this quilt is fat quarter friendly, it could easily

be reinterpreted in another color palette, for instance, Moda's French General line with soft reds, greens and creams.



Brynne made this twin size quilt top in one day! **Free Fall** is a simple and effective pattern with so many possible color variations. Grab one of our convenient coordinating fat quarter packs in two colorways, or choose your own.

**Metro Twist** is our new sample using the Quick Curve Ruler that we discovered last spring. You'll love this ruler and its associated patterns. Using it to cut the curves is a snap and sewing the curves is easy too – no pins! Come into the shop and ask for a demo. There are currently over 35 different patterns that use the Quick Curve Ruler and many of them call for convenient precuts or fat quarters. Try one and you'll be addicted to sewing curves. It is easier than you may think.


**Metro Twist** is 40" x 55" and can easily be made whatever size you desire. Rhonda will be teaching a class on using this ruler.



Cut Loose Press patterns are affordably priced, single sheet cardstock patterns for a wide variety of projects. They are available only at local quilt shops and at Quilters Corner we have a great selection. The patterns have a wealth of information including all the recommended tools, supplies and fabrics you will need to complete the project, along with full color illustrations and clear directions. Right now we are featuring four patterns that use the Creative Grids Log Cabin Trim Tool and the Curvy Log Cabin Trim Tool: **Trim the Tree**, **Rainbow Swirls**, **Fly Away With Me** and **Zen Table Runner** – all great patterns to use with fat quarters or to use up your fabric stash. Come in to the shop for a demo. We'll show you how easy it is to use the ruler and if you decide to buy it we'll give you your choice of a Cut Loose Pattern FREE. Cyndi has a January class on using this ruler.



*Trim the Tree*



*Zen Table Runner*




*Rainbow Swirls*



*Fly Away With Me*

In her first story book, Edyta Sitar of Laundry Basket Quilts brings you a charming story and a sweet baby quilt project. The center appliqué of **Rainbow Nest** can be sewn by hand or machine; the simple nine-patch borders go together quickly. Kits are available which include everything you need to make the 39" square quilt top plus the binding. The charming story book with the quilt pattern is sold separately.








The **Tobago Bag** has something for everyone with many, many design options and two sizes. Choose one fabric for the outside or a pack or two of pre-cut 5" squares for a coordinated scrappy look. There are lots of pockets with optional zippers, an adjustable strap (hardware included) and an inside padded pocket for your iPad or e-reader. It's the perfect traveling companion.

Make nighties in sizes 2-10 for all seasons with **Nighty Nites**. The playful shortie nightgown with bloomers and comfy long nightgown are easy to make, fit and wear and come with matching doll nighties that fit most 18" dolls. Our adorable sample is in flannel – so soft and cozy.



Shea Henderson's **School of Sewing** allows you to follow in the footsteps of a group of beginners who shared one goal – to learn to use their sewing machines. It begins with easy to follow instructions for using a sewing machine and advice on buying fabric and tools, and progresses through 12 projects which include a pillowcase, tote bag, zippered pouch, and a quilt. Here is a sample of what you will learn: types of machines and how to shop for the machine of your dreams; fabric selection and color theory; essential sewing supplies; how to troubleshoot problems; professional finishing techniques; sewing skills



including inserting zippers, making ruffles, buttonholes and pleats, sewing curves, and machine quilting! This is a book for everyone. It is a great reference guide with excellent photographs that you will want to keep close to your sewing table.

**Bridget's Bagettes** will help you keep all of life's little necessities where you can easily find them. They are speedy to make and come in three sizes.



**T**hanks to everyone who bought a passport the Central New York Shop Hop. We raised \$2200 for **Operation Homefront**.

## QUILTERS ARE GIVERS

As part of our celebration of 20 years in business, we want to give back to our community. Quilters are generous! You, our customers, have demonstrated this over the years with canned goods for food drives, the outpouring of support and donations in 2012 to quilters who had lost everything in the Southern Tier floods, place mats made for Foodnet, pillowcases donated for United Way to distribute to food bank patrons and foster children, the quilts donated to Quilts of Valor for veterans and more. Together we can do so much more than we can as individuals! For 2015 we have mighty plans to pour our energy into sewing for many different causes. To begin, we are setting aside our classroom for charity sewing on **Tuesday mornings from 10 - noon**. There will also be some Saturdays this winter where we will dedicate the classroom to work on specific projects. If you would like to participate, please be sure you are on our email list, or ask to be given a phone call.


**VISIT YOUR  
LOCAL QUILT SHOP DAY**  
**Saturday, January 24**  
*Demos 11-4*  
**Fat Quarter Sale**  
*Buy 5, get 1 free*



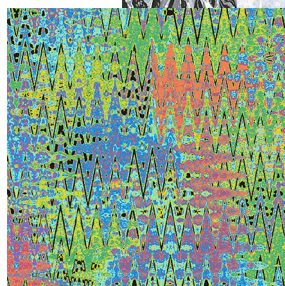


We ordered the whole line of April Cornell's *Glorious Garden*

More gorgeous florals from The Kaffe Fassett Collective



*Urban Textures* from Andover



*Violette* from Amy Butler



Cozy flannel

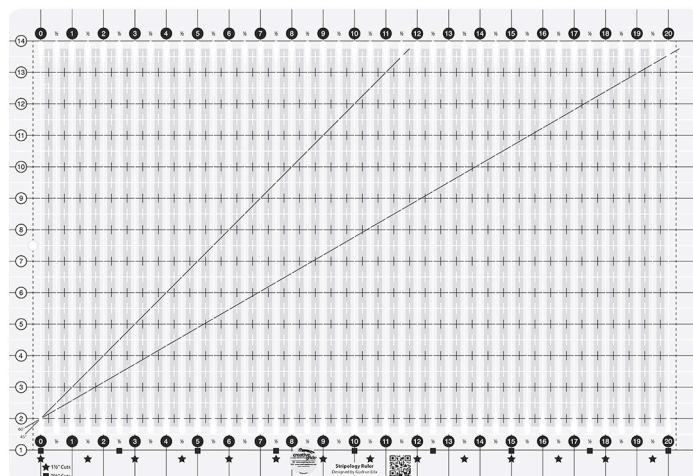


Beautiful balis!



Kate Spain's *Paradiso* is coming in March.

## New STRIPOLOGY RULER from Creative Grids



You'll experience a dramatic increase in the speed and accuracy of your cutting with this ruler. Come to Quilters Corner to see for yourself.

Presents for you!



As part of our 20th anniversary year celebration, we will give away a bundle of 20 fat quarters each month in 2015. You will be entered automatically each time you visit Quilters Corner.



**Start the weekend early!**  
**Get inspired to sew something with your stash.**

## Scrap-Happy Hour

**2nd Thursdays at 5:30**  
**January - April**



- Drinks & snacks
  - Free scrap quilt pattern at each Happy Hour
  - Show & Tell
  - Demos
  - 2 Prize drawings\* at each Happy Hour
- \$7 each or all four for \$24. Drop-ins welcome as space permits.

*\*Bring a Show & Tell using the previous month's pattern to enter one drawing. Bring any other Show & Tell for the second drawing.*

## Valentine's Day



Come in

**Saturday, February 14**  
for some chocolate and sweet deals.

## 2015 QUILTERS CORNER BAG SAVERS CLUB

To get your 2015 Quilters Corner tote, purchase at least \$100 in merchandise in one visit and you'll get an exclusive Quilters Corner 2015 bag. Your benefits will include one discounted fat quarter each day that you visit Quilters Corner in 2015, as well as an extra \$1 per yard off all fabric from our sale area. The totes will be available starting January 2. The sooner you take home a bag, the greater your 2015 savings. Don't wait to get yours.

### Gail Nelson


Pfaff sewing educator

*Gail enjoys helping her students explore their own creativity and expand their skills.*



### Thursday, April 30, 9-4

Join Gail and get together with like-minded people for a day of sewing, friendship and fun while learning more of what a Pfaff sewing



machine can do! Bring your machine to this one-day event or use one of ours. You'll be making two hands-on projects during the course of the day. You'll also have a chance to experience special demonstrations

of our many other exciting products, like embroidery software and the accessories that make your sewing so much more enjoyable.



### ONLY \$125,

includes kits, snacks and lunch. Special machine and software pricing for participants. Register soon – class size is limited.

**Don't miss out** on the latest QC news and tips!

Email to [quilters@e-quilterscorner.com](mailto:quilters@e-quilterscorner.com) and ask us to add you to our email list. We'll never rent or sell your info.



# QUILTERS CORNER

*Your best choice for a new sewing machine!*

## PFAFF

Perfection starts here.™



**baby lock**



- 18 years experience as a machine dealer
- Great brands and great support
- Free machine training for as long as you own your machine
- In-house service
- We sell machines with a wide range of capabilities and prices.

*Whatever your sewing needs or wants are, we have a machine for you. Call or visit today to find out more about these wonderful machines.*

**Saturday, March 21**

## WORLDWIDE QUILTING DAY

*Come celebrate with us!*

**11-4**

*Demos, discounts, desserts*

## TOP SHOP TOUR

featuring the four best shops in our region



- **Quilters Corner**, Ithaca, NY
  - **Calico Gals**, Syracuse, NY
  - **Patchwork Plus**, Marcellus, NY
  - **O'Susannah's**, Watkins Glen, NY
- coming this April**

**Ithaca Modern Quilt Guild**

**First Sundays, 1-3 at Quilters Corner**



# Quilters Corner Classes Winter 2015

Come in and look at the teachers' samples in our classroom or view them on our website. You can stop by the shop to register, pick up the phone, 607-266-0850, or sign up online at [www.e-quilterscorner.com](http://www.e-quilterscorner.com). We hope to see you soon!

Key: ♥ = great for beginners ☀ = daytime class

**ASK ABOUT OUR NEW CLASS CLUB CARDS!!!**

## Getting Started

### ♥☀ Color Confidence

#### Kaye Tea

Create beautiful quilts and projects you love by learning about color and fabric "personality". This class will help you broaden your color experience and stretch your colorful imagination as you learn about value and how to create beautiful color combinations for your quilts.

Sun. Jan. 25, 1-3:30 PM \$19

### ♥☀ Beginning Quiltmaking

#### Cyndi Slothower

A solid introduction to quilt making. Learn different techniques each session (rotary cutting, squares, triangles, stars) and make blocks for a sampler wall hanging or quilt. We will cover setting, basting, machine quilting and binding. Take the leap - you may never be the same! Machine required.

\$158

Mon. Jan. 26, Feb. 2, 9, 23, Mar. 9, 16 and 23

Choose days 9:30 -12:30 OR evenings 6-9

### ♥ Absolutely Beginning Sewing Machine Operation

#### Linda VanNederynen

Start with turning on a sewing machine, threading, winding a bobbin, attaching feet and accessories. Maintenance, adjusting tension, selecting stitches and stitching them out will also be covered. Don't have a sewing machine? Thinking about a new one? Use one of ours to help you decide.

Wed. Feb. 4, 6-9 PM \$23

### ♥☀ Easy Appliqué: A Preparation Method Kristin Thompson

This class is for anyone who is terrified of the "A" word but would love to learn to appliqué. It's a fool-proof preparation method that can then be stitched down by hand or machine. It does not require needle turning but is guaranteed to give you that wonderful turned edge look of hand appliqué. Kit fee \$7, payable to instructor in class.

Thurs. Feb. 5, 1-4 PM \$23

### Learn to Sew Classes

#### Linda VanNederynen

Discover the joys of sewing while learning basics and building skills. Choose one or all of the classes in this hands-on series. Many of the classes use the same wonderful book: ***School of Sewing*** by Shea Henderson.

### ♥☀ Adjustable Apron with Pockets

Learn sewing terms, how to read a pattern and to work with different weight fabrics. You will hone cutting skills, make drawstrings and finish edges with topstitching. Book and machine required.

Tues. Jan. 27, 6-9 PM or

Thurs. Jan. 29, 9 AM-12 PM \$23

### ♥☀ Home Dec Pillows

Pillows and more pillows! Learn several sewing techniques including piping, making a flange, mitering corners, covered zippers, decorative buttons and more. Book and machine required.

Tues. Feb. 10 and 17, 6-9 PM or

Thurs. Feb. 5 and 12, 9 AM-12 PM or

Tues. Mar. 31 and Apr. 14, 6-9 PM \$45

### ♥☀ Simple Skirt

Learn to read a commercial clothing pattern, sewing terms and sizing. In this class you will master a waistband, darts and sewing in a zipper. Machine and pattern required.

Tues. Feb. 24 and Mar. 10, 6-9 PM or

Thurs. Feb. 19 and 26, 9 AM-12 PM or

Tues. Apr. 21 and 28, 6-9 PM \$45

### ♥☀ Customizable Tech Case

Learn to make buttonholes and lining, sew curves and use interfacing. Personalizing a case for your device and finishing techniques will be covered. Book and machine required.

Tues. Mar. 17 and 24, 6-9 PM or

Thurs. Mar. 5 and 12, 9 AM-12 PM \$45

**Use a classroom machine for FREE!**

**Reserve one when  
you sign up for a class.**

## Advancing Skills

### ☀ **Stitcher's Garden**

**Kristin Thompson**

Create a beautiful quilt while learning more about your sewing machine and many different presser feet. Try out decorative stitches with guided instruction and hands-on practice. Each month explore new techniques like machine appliqué, couching, pin tucking, sewing on a button by machine and candlewicking. Open to all makes and models of sewing machines. Each class stands alone.

\$30/session

Sun. Jan. 18, Feb. 15, Mar. 29, 12-4 PM

### ♥☀ **Intro to Foundation Paper Piecing**

**Linda VanNederynen**

Do the terms "sharp points" and "exact corners" frighten you? Paper piecing makes it easy to be extremely accurate—just sew on a straight line to create a sampler wall hanging. Book and machine required.

Fri. Feb. 6, 9 AM-12 PM

\$23

### ♥☀ **Intro to Machine Appliqué**

**Kristin Thompson**

We will cover machine basics, how to choose the right threads, needles, fusible webs and stabilizers. Practice satin stitch, buttonhole stitch and more. Start with easy exercises and then begin a small quilt or wall hanging that uses your new skills. Machine with zigzag stitch required.

Sat. Feb. 7, 9 AM-1 PM

\$30

### ♥☀ **Creative Quilt Labeling**

**Sharon Stroud**

Learn to embellish your own handwriting and experiment with inking simple flowers, vines, and leaves. The techniques learned can be translated into creative quilt labels, friendship or signature quilts and beautiful gifts.

Sat. Feb. 14, 1:30-4:30 PM

\$23

### ☀ **Faux Piping**

**Denise Lentini**

Add some pizzazz to your bindings with piping. Learn how to create a binding with a pop of color all in one step. Students should have experience with creating and applying binding, mitered corners and invisible joining. Machine required.

Thurs. Mar. 5, 1-4 PM

\$23

## Machine Quilting

*Quilters Corner is committed to helping you learn to quilt your own quilts! These classes will provide you experience and confidence so you can give your tops the finish that they deserve.*

### ♥☀ **Intro to Machine Quilting**

**Cyndi Slothower**

So many quilt tops, so little time! Learn about the tools, needles and thread, batting, basting and machine settings that will give you success. You will try some beginner friendly designs, both straight line and free motion. Then go home and finish some quilts! Machine required.

Fri. Feb. 6, 1-5 PM

\$30

### ♥☀ **Free Motion Fundamentals**

**Brynne Sigg**

Learn the very basics of free motion quilting with tips on choosing a back, batting and thread. The class will also cover setting your tension and which quilt patterns work for different quilts. We will be doing basic free motion stitching which will include meandering and loops with different designs. Machine required.

Thurs. Feb. 12, 1-4 PM

\$23

### ☀ **Beyond the Basics: Free Motion Quilting**

**Brynne Sigg**

Ready to do more than just meander free motion quilting? This class is for you. We will be quilting on practice sandwiches using a number of different free motion patterns. A basic knowledge of free motion quilting and a previous beginning quilting class required. Machine required.

Thurs. Feb. 19, 1-4 PM

\$23

### ☀ **Free Motion Quilting: Feathers**

**Karen Miller**

Join us for a day of fun, learning how to quilt free motion feathers on your domestic sewing machine. Several different feather designs will be discussed, drawn and quilted.

A basic knowledge of free motion quilting, a previous beginning quilting class and machine required.

Sat. Mar. 14, 9 AM-1 PM

\$30





# Hand Work

## ♥ First Tuesdays with Sharon

**Sharon Stroud**

Spend an evening a month doing what you love best - hand work! Be it hand appliqué, piecing or quilting, this is dedicated time to work on your projects, whether you need help with something specific or just encouragement to finish. Join us for laughs, M&Ms, and lots of fun. \$23/session  
Tues. Jan. 6, Feb. 3, Mar. 3, Apr. 7, 6:30-9:30 PM

## ♥☀ Hand Quilting Without a Hoop

**Sharon Stroud**

Whether you are ready to learn to quilt or just want to improve your quilting stitch, learn a unique way to quilt (not stab stitch) without poking your finger underneath and without a hoop or frame. Basting, marking methods, echo quilting, thread and batting are also covered. Fee includes a pre-basted quilt sandwich. Roxanne thimbles may be purchased at a 15% discount for this class.  
Sat. Jan. 31, 10 AM-4:30 PM \$54


## ♥☀ Intro to Hand Appliqué

**Kristin Thompson**

Hand appliqué is wonderful to see, a pleasure to do and it's portable! Learn the techniques for invisible needleturn appliqué and the tricks for mastering all the basic shapes. Kristin will have you hooked. Pattern required.

Sun. Feb. 8 and 22, 12-3 PM

\$45



## ♥☀ Beginning Wool Appliqué: Wooly Wren

**Karen Miller**

Karen is sharing another original wool appliqué design for beginners. "Wooly Wren" is an adorable 11" x 13" hanging table top mini that will get you excited about working with wool. Learn wool appliqué basics, starter stitches and how best to make your wool appliqué pop! Pattern required.  
Thurs. Feb. 26, 1-5 PM \$30



## ♥ Big Stitch Quilting and Hemstitch Binding Cyndi Slothower

Learn a quick and easy hand quilting stitch, then a hand embroidery stitch that will make binding your quilts lots of fun. You may stitch on your own quilt in progress or make a small wall hanging in class.

Thurs. Mar. 5, 6-8 PM

\$15

## ☀ Three Unlikely Friends

**Sharon Stroud**

Here's a chance to hone your appliqué skills with three blocks that are challenging but rewarding. The first class we will make stems, templates and overlays. We will also work on color placement. The next three classes will be spent doing needleturn appliqué: practicing sharp inner and outer points, smooth inner and outer curves, lots of circles and bias stems. Price includes patterns and setting directions. Suitable for advanced beginner or intermediate skill level.

Sat. Mar. 7, 14, 28, Apr. 11, 1:30-4:30 PM \$95



## Studio with Karen

**Karen Miller**

Do you need help with any of the projects or techniques Karen has covered in her classes? Join her for a productive evening. You know it will be lots of fun too!

Thurs. Mar. 26, 6-9 PM

\$23

# Basting

## ♥ Basting

**Cyndi Slothower**

Do you have a quilt top finished that you need to baste or sandwich in preparation for quilting? Many hands make light work! We will baste one top each, and more if there is time.

Thurs. Mar. 19, 6-9 PM

\$23

**You can look at a class calendar and sign up for classes online!**

**www.e-quilterscorner.com or call 607-266-0850**

## Gifts & Fun Things

### ♥☀ **Folded Star Hot Pad** **Rhonda Poyer**


Try a new technique to make this classic pattern. Pre-printed interfacing makes it easy to line up the folded triangles. These pretty hot pads make great gifts! Pattern, sewing machine and rotary cutting skills required.  
Sun. Jan. 11, 12-4 PM



\$30

### ♥☀ **Lil' Twister Tool: One in the Oven** **Rhonda Poyer**

Create potholders and a decorated towel as you learn how to use the Lil' Twister tool. Once you have it mastered, you'll have fun creating your own designs from table runners to quilts. Tool, pattern, machine and rotary cutting skills required.  
Sun. Apr. 19, 12:30-3:30 PM



\$23

### ♥☀ **Creative Techniques - Greeting Cards** **Sally Sumner**

Looking for a quick project that uses your scraps? This class is for you! Greeting cards are creative, fun and a great way to explore new stitches and techniques. \$5 supply fee payable to the instructor in class. Machine required.  
Sun. Mar. 15, 12-3:30 PM

\$27

## Make Your Own Class

If the class you really wanted to take this time is not listed, take this class! If you have four or five friends who want a class, we will try to schedule a teacher for you at a convenient time.

### ♥☀ **Make Your Own Class** **Cyndi Slothower**

Are you stuck on a sewing or quilting project? Take some dedicated time to sew with other like-minded folks. Bring whatever you wish to work on and Cyndi will be available to assist.  
Fri. Mar. 27, 1-6 PM

\$38

## Embroidery

♥☀ **Anita Goodesign** is an embroidery design company that specializes in bringing fun and creativity to home embroidery. Join us once, or once a month, for a hands-on embroidery class to make a specific project and learn a variety of techniques. Embroidery machine required and all makes and models are invited. If you don't have one, try one of ours! Quarterly design CD and kit required, payable at time of registration.  
\$23/ session

Thurs. Jan. 22 OR Fri. Jan. 23, 9 AM-12 PM

Wed. Feb. 25 OR Fri. Feb. 27, 9 AM-12 PM

Thurs. Mar. 26 OR Fri. Mar. 27, 9 AM-12 PM

Mon. Apr. 27 OR Wed. Apr. 29, 9 AM-12 PM

## Math for Quilting!

### ♥☀ **Quilt Block Resizing** **Pat Merkle**

Pat loves math, especially as it relates to quilting! She will show you how to take any block with straight seams and change it to the size you need for your project. Make a giant block that matches your quilt to go on the back, or make smaller blocks for a border. You will use this knowledge again and again.

Sat. Mar. 28, 10:30 AM-12:30 PM \$15

## Ithaca Modern Quilt Guild

Meetings are the first Sunday of every month from 1 to 3 PM at Quilters Corner.

All are welcome.

Bring a show and tell!

**Use a Pfaff or Baby Lock classroom machine for FREE!**  
**Reserve one when you sign up for a class.**



## New Owner Classes

### ♥☀ PFAFF and Baby Lock Sewing Machine New Owner Classes

*We are committed to helping you learn the features of your new computerized sewing machine. Second helpings are welcome and cheerfully served. Each session is FREE w/machine purchase from QC or \$125. If you do not see your model listed, please call for an appointment.*

#### **Baby Lock Melody, Elizabeth, Tempo, Sophia 2 and Ellure Plus - Pat**

Wed. Mar. 4, 6-9 PM OR

Wed. Mar. 25, 9:30 AM-12:30 PM

#### **Baby Lock Ellure Plus and Sophia 2 Embroidery Functions - Pat**

Wed. Feb. 11, 9:30 AM-12:30 PM

#### **Baby Lock Sergers, Self-Threading - Edith**

Tues. Mar. 3, 9 AM-12 PM

#### **Baby Lock Ellisimo, Ellageo, Unity (A and B) Symphony and Crescendo (A only) - Edith**

##### **A. Basic Operation, learning icons, feet**

Wed. Mar. 11, 9 AM-12 PM

OR Sun. Mar. 22, 12-3 PM

##### **B. Embroidery**

Wed. Mar. 18, 9 AM-12 PM

OR Sun. Apr. 12, 12-3 PM

#### **PFAFF Ambition and Expression - Cyndi**

Fri. Jan. 23, 1-5 PM OR Mon. Mar. 2, 1-5 PM

#### **PFAFF Performance and Creative - Gail**

##### **A. Basic Operation, learning icons, feet**

Fri. Jan. 16, 1-4:30 PM

##### **B. Special Techniques**

Fri. Feb. 13, 9:30 AM-1 PM

##### **C. Embroidery and Precise Positioning**

Fri. Mar. 13, 12:30-4 PM

## Sergers

### ♥☀ Absolutely Beginning Class for Sergers Edith Johnston

This class is for anyone who has a serger and needs help from the very beginning: basic threading, inserting needles, checking tensions. Class size is kept small. Serger required.

Tues. Apr. 21, 9 AM-12 PM

\$23

## Tiara

### ♥☀ Top Tips for Quilting with the Tiara Pat Merkle

Pat loves her Tiara and her free motion skills are amazing. Whether you already have a Tiara or are thinking about getting one, come and get the benefit of her expertise on this wonderful machine. She will discuss threading, bobbin winding tricks, adjustments to top and bottom tension in relation to different thread weights and fabric thicknesses and more. While Pat will demonstrate for much of the session, you will have a chance to stitch as well.

Sat. Feb. 14, 10:30 AM-12:30 PM

\$15



Scan an image, digitize, edit,  
then stitch it out, all in your  
machine? Yes you can,  
with the NEW  
**DESTINY**  
from Baby Lock  
Stop in to try it today!



## Totes and Jackets

### ☀ **Spice Market Tote** **Kaye Tea**

Amy Butler says of all the bags she has designed, this is the bag she uses everyday. It is pretty, user-friendly and sturdy. It features great inside pockets and wide, comfy straps. Pattern and machine required.

Fri. Jan 30, 9 AM-3 PM



\$45

### ♥☀ **The Mighty Tote** **Kaye Tea**

Are you thinking about jumping into bag making? Get started by taking this class! Kaye will walk you through the steps of making this fun and useful tote. Pattern will be provided and beginners are most welcome. Machine required.

Fri. Feb. 20, 1-5 PM

\$30

### ♥☀ **Cassie's Cutie Bag** **Edith Johnston**

Here is another cute, small, cross body bag by Marlous Designs. Using only three fat quarters, it has three outside pockets: one with a zipper, one open, and one welted for quick access to your phone or keys. The strap hardware is included in the pattern. Pattern and machine required.

Fri. Mar. 6, 9:30 AM-2 PM

\$34

### ♥☀ **Mesh Beach/Market Tote** **Kaye Tea**

This bag is fast and easy. It's made of colorful mesh for the body and coordinating fabric for the band and pockets. A new technique with a sassy look! Pattern and machine required.

Thurs. Apr. 23, 1-5 PM

\$30

### **Open Sewing Studio at Quilters Corner!**

Most Tuesdays and Wednesdays from 12-4. Work on your project in our beautiful classroom. Make new friends! Machines are ready and the irons are on. Call to reserve a table.

Only \$5 per session!

Additional times may be available during shop hours—call to find out. 607-266-0850

## 5D/6D Software

### ♥☀ **5D/6D New Owners Training** **Linda VanNederynen**

5D/6D Embroidery Extra owners attend the first two sessions: \$150 or free with software purchase. 5D Suite and 6D Premier owners attend four sessions to learn the basics of your software: \$250 or free with software purchase. A limited number of laptops are available to share or bring your own to the training.

### **5D/6D Lesson #1 and #2**

Wed. Feb. 4 and 11, 9-11 AM

### **5D/6D Lesson #3 and #4**

Wed. Feb. 18 and 25, 9-11 AM

### ☀ **5D/6D Software Club** **Merrie Wilent/Gail Carman**

Anyone with 5D/6D is welcome to join anytime to learn more about their software. Bring laptops only. \$19 per session

Fri. Jan. 16, 9:30 AM -12 PM

Split Heart Appliqué

Fri. Feb. 20, 9:30 AM -12 PM

Cutwork

Fri. Mar. 20, 9:30 AM -12 PM

Photo Stitch with Animals

Fri. Apr. 17, 9:30 AM -12 PM

All About Fills

## Featherweight

### ♥☀ **Care and Feeding of Your Featherweight** **Sharon Stroud**

An essential class for all the old black Singer Featherweight owners. You will learn to clean and oil your machine, where to lubricate, how to do simple repairs and more. Machine required.

Sat. Apr. 25, 12-4 PM

\$30

## Scrap Happy Hour

### **Scrap Happy Hour** **Edith Johnston**

Get inspired to start something with your scraps! Each session Edith will present a free scrap quilt pattern, which she will demo while you sip your wine or juice and enjoy some snacks. Show and tell and drawings will add to the fun.

Thurs. 5:30-6:30 PM

\$7/session or 4 for \$24

Jan. 8, Feb. 12, Mar. 12, Apr. 9



# Sew Many Quilts!

## ♥☀ T-Shirt Quilt

**Denise Lentini**

Someone just can't part with favorite T-Shirts, but no longer wears them? Make a quilt! We will stabilize the shirt's images, try many layouts and begin constructing the quilt top. Ideas for quilting will be given. Book and machine required.

Thurs. Jan. 15 and 22, 1-4 PM

\$45


## ♥ Curved Log Cabin

**Cyndi Slothower**

No precision is needed and these blocks give the illusion of curves without sewing curved seams. What a fun way to use scraps or pre-cut 2 1/2" strips! You will learn some tips to make sewing easier and more fun and get lots of blocks made. Ruler and machine required.

Thurs. Jan. 22, 6-9 PM

\$23



## ♥☀ Lil' Twister

**Rhonda Poyer**

Use the Lil' Twister tool to make a table runner or table topper with a pinwheel design. Charm squares and a border fabric are all you need. Machine, rotary cutting skills and tool required.

Sat. Jan. 24, 10 AM-2 PM

\$30

## ♥☀ Garden Lattice Lap Quilt

**Karen Miller**

This beautiful multi-bordered lap lets you show off your cherished large or focal point prints. Simple piecing means you'll be done before you know it! Machine and book required.

Thurs. Jan. 29, 1-5 PM

\$30

## ♥☀ Batting Buddy Fun

**Rhonda Poyer**

Fast, easy blocks are created and quilted in one step. The backing becomes the sashing and binding. As the blocks are joined, you are done! Choice of two patterns and machine required.

Sat. Feb. 7, 2-4:30 PM

\$19

## Diamonds

**Cyndi Slothower**

Learn to cut 60° diamonds, sew them in diagonal rows and inset side and corner triangles. You will make a lap or baby quilt. Machine required.

Thurs. Feb. 26, 6-9 PM

\$23

## ♥☀ French Roses

**Valerie Leftwich**

Sewing French Roses is so easy and so much fun that we encourage beginners to try it. The edges are raw to "bloom" when washed. Enjoy playing with fabric and watch your garden grow! Pattern and machine required.

Sat. Feb. 21, 12-4 PM

\$30

## ☀ Crazy Curves

**Rhonda Poyer**

Take the fear out of sewing curves and sew them with only one pin! Learn to sew quarter circles cut from the Crazy Curves template. Turn the blocks to create half or whole circles or curving paths. Template, machine, rotary cutting skills required.

Sun. Mar. 8, 12:30 - 3:30 PM

\$23

## ♥☀ Improvisational Piecing

**Cyndi Slothower**

Use up some stash and enjoy a play day! Bring a theme fabric and lots of scraps or fat quarters and Cyndi will help you loosen up. You'll leave with many blocks finished and a concept for the completion of your one-of-a-kind improv quilt. Machine required.

Fri. Mar. 20, 12:30-4:30 PM

\$30

## ♥☀ One Block Wonder

**Valerie Leftwich**

Choose one great fabric and one block shape and make a one-of-a-kind quilt. No fussy cutting and no Y-seams. Book and machine required.

Sat. Mar. 21, 10:30 AM-4:30 PM

\$45

## ♥☀ The 1600 Quilt

**Pat Miller**

Choose a scrumptious pack of pre-cut 2 1/2" strips, grab your sewing machine and get set to sew! End to end, the strips measure 1600 inches long and before you know it you will have a lap sized quilt top. Pat will give you many ideas for variations. Machine required.

Fri. Apr. 3, 11 AM-3 PM

\$30

## ♥☀ Quick Curve Ruler

**Rhonda Poyer**

Learn how simple it is to sew curves without any pins! Quick Curve Ruler, machine and your choice of three patterns required. Suitable for advanced beginners with rotary cutting skills.

Sun. Apr. 26, 12:30-3:30 PM

\$23

## Meet The Teacher:



### Brynne Sigg

My first quilting experience was with my Grandmother. She always had a quilt in the frame to quilt, was appliquéing the next one, and planning three more. I started in 1985 by taking a quilting class for beginners. It was love at first sight: all those color combinations! Since then I've taken many classes, read lots of books and been to many a quilt show. I started working at Quilters Corner soon after they opened almost 20 years ago and what started as very part-time soon turned into my home away from home. I love everything about quilting...finding a pattern that appeals to me, picking the colors, piecing the top and seeing if what I had in my head is what the quilt looks like, and even free motion quilting the quilt. I now teach free motion classes at Quilters Corner, but I still learn something every time I quilt a quilt. Finishing a quilt is very satisfying. The best and most important thing I have gotten from quilting is the many friends I've made in Ithaca's quilting community.

### CLASS POLICIES

- *Payment must accompany class registration.*
- *You may withdraw from a class and receive a full refund up to one week before the class begins. After that time no refunds will be issued.*
- *We'll notify you and give a refund if we cancel a class.*
- *Be considerate of your teacher and other class members; please leave children and guests at home.*
- *We encourage you to make sure the class has the minimum enrollment before you purchase supplies.*
- *Sewing machines are available and free for class use; be sure to reserve one when you register.*
- *Remember to request your 10% discount when buying supplies for Quilters Corner classes.*
- *Please purchase supplies before class begins so you don't miss anything!*
- *If your class will be held outside of store hours, please use the back door near the parking lot. If it is locked, use the doorbell.*

## Meet The Teacher:



### Kristin Thompson

I started sewing when I was about 12 years old, making doll clothes. I also enjoyed counted cross stitch, embroidery and knitting, and taught myself how to do all of those things. That experience taught me the value of taking classes! I always admired quilts and decided that if I was ever going to have the kinds that I liked, I would probably have to make them myself. So I took my first quilting class – 23 years ago. My tools were a pencil, scissors, ruler, fabric, needle and thread – no rotary cutter or sewing machine. Everything was done by hand. I learned a lot. I later learned that I love my rotary cutter and my sewing machine! However, my early interest in needle work was the foundation for my love of hand appliqué, so now my favorite thing is to combine hand work with machine piecing. I like exploring all the different ways to play with fabric and have a little reputation for embellishing with beads, ribbon and glitter. What isn't made better with a little bit of sparkle? I continue to take classes on a wide variety of quilting techniques and always take something away from each class and instructor. I also love to teach others and spread the joy of creating something beautiful by hand.

### E.A.T. CLUB

#### (Exploring Advanced Techniques)

is a group that meets monthly to share machine techniques. If you enjoy researching and trying new things with fabric and would like to share your work in progress and creative techniques, please come.

Membership is free, but please call June to register at 607-257-0939.

Meets the third Monday of every month at Quilters Corner from 1-3 PM.





PRSRT STD  
U.S. POSTAGE  
PAID  
ITHACA, NY  
PERMIT NO. 780

518 W State/MLK St  
Ithaca, NY 14850  
M-F 10-6, Sat 10-5,  
Sun 12-4  
607•266•0850  
[www.e-quilterscorner.com](http://www.e-quilterscorner.com)

## Quilters Corner Class Club

*Save on class fees!*

- It's easy to sign up.
- It's free to join.
- Start a class club card that is kept at the shop.
- Each time you take a class we record the amount of your class fee on your class card.
- After you take four classes, 10% of the total fees will be applied to the price of your next class.

**For example:** You took one class for \$15, two for \$23, and a fourth for \$45. The total for all four classes is \$106. You will receive a \$10.60 discount on the next class you take! Then start a new card to collect more savings!

### We'll Be Closed

- Christmas, December 24-25
- New Year's Day, January 1
- Inventory Day, January 5
- Easter Sunday, April 5

*Did you know?*

## Quilters Corner welcomes groups



What you can expect:

- Open early to accommodate your schedule
- Goodie bags for everyone
- Light snacks provided
- Clean bathrooms
- Cold water to fill your water bottles
- Extra staff on hand to provide assistance
- Demonstrations provided upon request

Give us a call to schedule an outing your group will talk about for a long time:  
607-266-0850.  
The minimum group size is ten.