

518 W State (Martin Luther King Jr.) St
607•266•0850

www.e-quilterscorner.com
quilters@e-quilterscorner.com

QUILTERS CORNER HIGHLIGHTS

Visit Your local Quilt Shop Day, January 25.
Demos! Sale! (p 6)

Blocks-of-the-Month
(p 2)

The latest patterns,
books, notions, and
fabric (pp 3-5)

Valentine Make & Take
Friday, February 14 (p 6)

Classes! You can see
class samples and sign
up on our website. We
have over 70 classes
this session. (pp 8-15)

Worldwide Quilting Day
Saturday, March 15 (p 7)

Blood Drive Tuesday,
March 26, 10-5 (p 2)

Top Shop Tour

April 4-13, 2014 (p 7)

We'll Be Closed:

Christmas, December
24 - 25; New Year's Day,
January 1; Inventory
Day, January 6; Easter
Sunday, April 20.

Service, cleaning and
repairs on Pfaff & Baby
Lock sewing machines
and sergers. We also
provide maintenance for
all makes and models of
sewing machines.

Visit our website to see
this newsletter in color.

2014 – Resolve to Finish Some UFOs (UnFinished Objects)

The dawn of the new year inspires many of us to make changes in our lives. Some people vow to exercise more, eat more vegetables, stop smoking, or to do at least one kind act daily. Quilters often make a different type of New Years Resolution. Last January brought in a number of customers who had resolved to complete their UFO's. Some had promised themselves to finish a project a week and others, one a month. We all have UFOs and sometimes a resolution is just what we need to get us going.

Let us help you complete some of those UFOs. For years, Cyndi has taught **Make Your Own Class**, where you bring in any project you'd like to work on. Her students enjoy the chance for some dedicated sewing time in the company of other sewers and Cyndi's helping hand when needed.

Are you one of the many who has a stack of unquilted tops stashed away? Cyndi's **Introduction to Machine Quilting** will help you feel ready to quilt them. If you want to take your machine quilting to a higher level, Brynne's **Beyond the Basics** will teach you to be a confident free motion quilter. Perhaps you have been looking for the right tool to help with your free motion quilting. Stop by and sit down at the Baby Lock Tiara. This machine offers considerably more room to manipulate your quilt as you quilt it. Dreaming of having your own longarm quilting machine? Ask us about the Baby Lock's Crown Jewel. If you don't have the time or inclination to quilt all your own tops, please give yourself permission to have them quilted by a professional. We have contact info for a number of area longarm quilters at Quilters Corner. To further encourage you to finish more UFO's we have classes in basting your quilt and also on how to bind your quilt.




Resolution or no resolution, we are here to help you with your projects. Please don't forget to bring them in to Quilters Corner to show off!

BLOCKS OF THE MONTH

FOUR PATCH DELIGHT

FROM BRYNNE SIGG



We've taken a simple double-four-patch block and made this striking Block-of-the-Month quilt. The piecing is a cinch; the color selection makes the quilt. Every month for nine months you will make eight different colored blocks with our beautiful batik selections. Your finished quilt will be 80" x 90". The pattern is \$9.00. Monthly kits are \$20 per month for nine months; binding is included in the last kit.

YES!

WE DO MAIL-ORDER.

www.e-quilterscorner.com

607-266-0850

CAT'S MEOW

CONTINUING BLOCK-OF-THE-MONTH



Cat's Meow is a machine embroidery design, but can also be done with fusible appliqué. Whether you are a cat lover or know someone who loves cats, this quilt is a must have. Seven adorable embroidery appliqué cats and five additional cat-related designs adorn this 53" x 60" quilt. The designs can also be used for smaller quilts and to embellish clothing and household items. The pattern is \$50 and includes the designs on a USB drive. The fabric kits are \$18 per month for six months and include border and binding. Thread kits are available for \$45. The minimum hoop size for this quilt is 6" x 9-3/4". This block of the month started in October and will continue through April. Look for Gail's **Cat's Meow** class.

Thank You to everyone who brought in food after Thanksgiving. We gave hundreds of pounds of food to help stock the Ithaca Kitchen Cupboard. Well done!



NEW PATTERNS



The work of designer Vanessa Happ is one of our best Quilt Market finds. Not only are the designs beautiful, but there's quite a story behind them. In the 1930's, Vanessa's husband's grandfather Carl Happ owned a factory in Berlin that stamped linens with embroidery designs for hand embroidery. The family escaped Germany to the Netherlands at the onset of WWII taking the designs with them. These three patterns (and a new block of the month we will be doing here at Quilters Corner in the spring) were adapted from these original designs. Brynne made our samples using fused appliqué; they can also be done using hand appliqué or by embroidery machine in the hoop. Simply gorgeous!

Nantucket is our latest sample made from Moda's ever popular French General line of fabrics. It is fat quarter friendly and easy enough for a beginner. The finished quilt is 67" x 67"; kit available.



Use your leftover strips of fabric to make a wallet, change purse and eye glass case. **Little Bits** is even more fun when you use decorative threads and fancy machine stitches. For a complete matching ensemble, add the 14" x 7" x 5" **Sophia** handbag.



Make these **Snappy Slippers** and their cute travel bag with one package of forty 5" charm squares. Full sized templates included for ladies' sizes 5-11.

Our sample of **Twirl** is so fun and cute, made with polka dots that dance and spin in glorious bright colors. The pattern is easy, using only a few simple cuts and minimal piecing. This quilt uses the Creative Grids Straight Out of Line ruler. The finished size is 59" x 76"; kit available. Look for a class from Kristin.



Courthouse Stars would make a great focal point for any room. 5" star blocks checkerboarded with Courthouse Steps blocks & finished off with a scrappy piano key border make a very striking statement. Our sample, made from Jo Morton fabrics, features warm shades of red, tan, and green. The finished quilt is 45" x 55"; kit available.

In **Hunter's Star Simplified**, a classic quilt pattern has been modified so there are no diamonds to cut or Y seams to sew – it is all half square triangles and squares. The pattern includes seven different sizes from a table runner to a king size quilt – you may find that one quilt is not enough! Choose our scrappy batik version (kit available) or simplify even further and make a two color quilt.




NEW BOOKS



Strip-Smart Quilts II has 16 visually appealing quilts that are great for quilters of any skill level and easily adapted for modern or traditional looks. Kathy Brown shows you how to make intricate looking projects easily using fat quarters, precut strips or yardage. All quilts are

made from the same cut from a single ruler – the Creative Grids 90° Double Strip Ruler (or another right-angle triangle ruler). The photographs that clearly show the quilting designs are especially helpful.

If you are looking for ideas on how to use your fabric stash, **25 Ways to Sew Jelly Rolls, Layer Cakes & Charm Packs** will inspire you to dig into your collection. Create quilts and many other small projects wonderful for gift giving. The projects are fresh, modern and gorgeous! Use those precuts you've been saving or cut your own following the instructions in the book.



Should you quilt that top you found at a yard sale? Is it possible to get that nasty stain out of your favorite quilt? The answers to these questions and more are found in **Caring for Your Quilts, Textile Conservation, Repair and Storage**. You'll find tips on storing, laundering, airing and displaying your quilts, how to

make much needed repairs on worn binding, applique and pieced areas, even on holes that go completely through the quilt. This is a wonderful resource for quilters and collectors.

BLOOD DRIVE

TUESDAY, MARCH 25

Every two seconds someone in America gets a blood transfusion. 5,000,000 patients will need blood this year. In response to that need we are hosting a blood drive Tuesday, March 25 from 10-3. You'll get a gift certificate to use in the shop for donating (as well as cookies!). Save a life, donate blood. Call Quilters Corner at 607-266-0850 and sign up for a slot.

We love books and we know you do too!

Quilters Corner Book Club

Book Savings Program

- It's easy to sign up.
- It's free to join.
- Start a book club card that is kept at the shop.
- Each time you purchase a book we record the dollar amount on your book card.
- All full price, special order, discounted and sale books are included.
- When you buy six books, 10% of the total you spent will be applied to the purchase of your next book.

For example: You bought a sale book for \$10, three for \$24, another for \$30, and one for \$18. The total for all six books is \$130. You will receive a \$13 discount on the purchase of your seventh book! Then start a new card to collect more savings!

Special order books and NEVER pay shipping fees!

We understand you have alternatives when it comes to buying quilt books. But did you know you can support your local quilt store when you special order most quilting and art related books and never pay shipping? Call us at 607-266-0850 or email quilters@e-quilterscorner.com. We'll order your book and contact you when it arrives.




American
Red Cross

NEW FABRIC



Woodlands

Jo Morton's next Civil War era influenced line is called Woodlands. For those of you who want it all, we offer bundles of either one fat quarter or one half yard of each fabric in every Jo Morton line. Kona Bay has some wonderful new Asian fabrics, including lustrous sateens.



Wee Wander

Michael Miller's Wee Wander has the sweetest images of children chasing fireflies and riding ponies. You'll love their classic, crisp



Exotic Garden from Kona Bay

Blue & White line. Le Bouquet Francais is the newest French General line from Moda; it includes



Le Bouquet Francais

some blue prints to coordinate with the wonderful red and tan collections we have on the shelves. Look forward to prints and batiks from



Blue & White

Jelly Bean, which is Edyta Sitar's newest Laundry Basket



Jelly Bean



Hapi

line called Sweet Lady Jane is her optimistic line; it's bright and cheerful botanicals. We also ordered some of Joel Dewberry's Botanique line. Several hundred new batiks will be passing through our shelves in the next few months. You know how fast they fly, so check in often!

If there is something you are particularly looking forward to, let us know and we will call you when it comes in!



Sweet Lady Jane

Make fabric selection easier with

Swatch Buddies



Mount fabric swatches to plastic cards to make portable swatch fans. Easily fan swatches to make fabric shopping a breeze. Swatch Buddies are fast, easy and reusable.

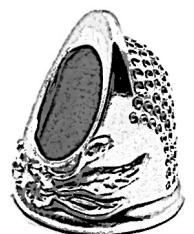
Sew Much Fun With a Friend!



During the month of January, sign up for any class in this newsletter with a friend and you'll each get **20% off** the class fee!

ROXETTE THIMBLES

These thimbles have the same ergonomic advantages that make Roxanne thimbles a must-have for handwork enthusiasts. They come in fun colors, a reduced range of sizes (5 vs. 16) and are less than half the price. Try one today!



????????????????????

It's a **Mystery**...

Join our wonderful bag expert, Kaye Tea, for a fun filled mystery sewing session and leave with a great 15" x 12" x 4" tote bag! Six fat quarters, some fusible batting, a few other basic sewing supplies and a sense of adventure are all you need. Browse the beautiful packs Kaye has carefully coordinated especially for you, or choose your own. You will pay for the pattern when you register and receive it step by step during the class until the completed bag emerges in all its glory! We know this class will be extremely popular, so we've scheduled three sections. Please check the class listings for further details.



????????????????????

A note from Merrie, who is enjoying a sabbatical in Hawaii with her professor husband...
Aloha Quilters!

I have been absent from the shop for awhile. I am enjoying an urban lifestyle with an ocean view from the 31st floor in Honolulu. I have joined the local quilt guild which meets in an ornate Buddhist temple. With over 300 members, the range of talent and styles of quilting is incredible. The locals are friendly and welcoming. They treat everyone as ohana (family). I shipped my Pfaff embroidery machine over, so you can see I'm not on the beach all of the time. The quilt shops tend to be small, with only a few classes. I took a Buzz Saw quilt class last month and sure missed the big classroom at Quilters Corner as I sat on a metal folding chair in front of a machine with a broken bobbin winder. Interest runs high in traditional Hawaiian quilting methods, but I don't think it is for me. I have my eye on a honu (turtle) wallhanging next or maybe a pineapple throw.

Miss all of your warm smiles, seeing your projects, and "talking story."

Yours in coconuts,

Merrie Wilent



2014 QUILTERS CORNER BAG SAVERS CLUB

To get your 2014 Quilters Corner tote, purchase at least \$100 in merchandise in one visit and you'll get an exclusive Quilters Corner 2014 bag. Your benefits will include one discounted fat quarter each day that you visit Quilters Corner in 2014 as well as an extra \$1 per yard off all fabric from our sale area. The totes will be available starting January 2. The sooner you take home a bag, the greater your 2014 savings. Don't wait to get yours.

**VISIT YOUR
LOCAL QUILT SHOP DAY**
Saturday January 25
Demos 11-4
Fat Quarter Sale
Buy 5, get 1 free

Valentine's Day Make & Take



Come in Friday
February 14 and sew
a sweet wine bottle
bag.
Chocolate!
Only \$5

Call 607-266-0850 or email
quilters@e-quilterscorner.com
to sign up for a slot.

TOP SHOP TOUR


featuring the five best shops in our region

April 4-13, 2014

Join us for a fun filled trip to

APRIL IN PARIS!

Put on your most stylish outfit and grab your friends.



10 travel days with extended hours at all shops

PRIZES INCLUDE 3 TRAVEL MACHINES!

PFAFF • BABY LOCK • BERNINA

- **Quilters Corner**, Ithaca, NY
 - **Calico Gals**, Syracuse, NY
 - **Patchwork Plus**, Marcellus, NY
 - **Endless Mountains Quiltworks**, Tunkhannock, PA
 - **O'Susannah's**, Watkins Glen, NY
- Passports available February 1

Ithaca Modern Quilt Guild

First Sundays, 1-3 at Quilters Corner

Saturday, March 15

WORLDWIDE QUILTING DAY

Come celebrate with us

11-4

Demos, discounts, desserts

Coming soon – Presencia 50 weight cotton thread. To make room,

CLOSEOUT SALE on
50 weight Mettler cotton thread

25% off,

buy 5 spools or more to
get **35% off!**

while supplies last



Whether you're thinking about...

- upgrading your current machine
- a lighter machine for classes
- a sit-down or longarm quilting machine
- a starter machine for a new sewer

WE HAVE WHAT YOU WANT!



Visit Quilters Corner today. Our knowledgeable staff will help you find a machine which meets both your needs and wants. Receive a free one-on-one lesson with your new machine as well as unlimited, free new owner training lessons.

Quilters Corner Classes for Winter 2014

Come in and look at the teachers' samples in our classroom or view them on our website. You can stop by the shop to register, pick up the phone, 607-266-0850, or sign up online at www.e-quilterscorner.com. We hope to see you soon!

Key: ♥ = great for beginners ☀ = daytime class

Getting Started

♥ Rotary Cutting 101

Sharon Stroud

This class is for everyone, beginners and up, who would like to know the correct way to rotary cut. We will cut strips, squares, half-square triangles, rectangles and more. Emphasis is on safety and accuracy. No project—just lots of practice cutting!
Tues. Jan. 14, 6:30-9:30 PM \$23

♥☀ Beginning Quiltmaking

Cyndi Slothower

A solid introduction to quilt making. Learn different techniques each session (rotary cutting, squares, triangles, stars) and make blocks for a sampler wall hanging or quilt. We will cover setting, basting, machine quilting and binding. Take the leap - you may never be the same!
Machine required. \$158
Mon. Jan. 20, 27, Feb. 3, 10, 24, Mar. 3 and 10 OR
Mon. Apr. 21, 28, May 5, 12, 26, June 2 and 9
Choose days 9:30-12:30 OR evenings 6-9

♥ Absolutely Beginning Sewing Machine Operation

Linda VanNederyn

Start with turning on a sewing machine, threading, winding a bobbin, attaching feet and accessories. Maintenance, adjusting tension, selecting stitches and stitching them out will also be covered. Don't have a sewing machine? Thinking about a new one? Use one of ours to help you decide.
Mon. Feb. 3, 6-9 PM \$23

♥☀ Learn to Sew

Linda VanNederyn

Master the basics of sewing and create beautiful items for yourself and your home. Learn how to operate and maintain a sewing machine. You will make a simple gift bag and a pillowcase. Then Linda will teach you to read clothing and home dec patterns and you will make a project of your choice using newly learned sewing skills. Let's sew! Machine required. \$90
Tues. Feb. 11, 18, 25 and Mar. 11, 6-9 PM OR
Thurs. Feb. 13, 20, 27, Mar. 13, 9 AM-12 PM OR
Tues. Apr. 8, 15, 22 and 29, 6-9 PM

♥☀ Binding Basics

Denise Lentini

Finish quilts with great looking bindings. Try bias and straight grain binding, overlapped or mitered corners and lump-less joints. Binding by hand and with a machine will be covered. Create mini samples for future reference. Machine required.
Thurs. Jan. 9, 10 AM-1 PM OR
Thurs. Apr. 10, 2-5 PM \$23

♥ Alterations and More

Linda VanNederyn

Are your pants too long or skirt too short? Need to take in a waistband or let one out? We will cover hems, darts, tucks, shortening, lengthening and more. Enjoy your wardrobe with a few easy alterations. Sewing machine required.
Wed. Feb. 5, 6-9 PM \$23

♥☀ Basting

Cyndi Slothower

Do you have a quilt top finished that you need to baste or sandwich in preparation for quilting? Many hands make light work! We will baste one top per attendee, and more if there is time.
Fri. Mar. 7, 12-3 PM \$23

♥☀ Color Confidence

Kaye Tea

Create beautiful quilts and projects you love by learning about color and fabric "personality". This class will help you broaden your color experience and stretch your colorful imagination as you learn about value and how to create beautiful color combinations for your quilts.
Sun. Mar. 30, 1-3:30 PM \$19

Take a class with a friend!

Not only is it more fun, you'll save money! You and your friend will each save 20% on all class fees in this newsletter when you sign up together during the month of January.

Advancing Skills

☀️ Faux Piping

Denise Lentini

Add some pizzaz to your bindings with piping. This class will teach you how to create a binding with a pop of color all in one step. Students should have experience creating and applying binding, mitered corners and invisible joining. Machine required.

Thurs. Jan.16, 10 AM-1 PM

\$23

♥️☀️ Thread Painting

Debbie Butler-Miller

Learn to "paint" with your needle! Debbie will supply two "practice sandwiches" with designs transferred. After explanation and demonstration of her thread painting technique, you will practice, practice, practice! Machine required.

Sat. Jan.18, 9:30 AM-12:30 PM

\$23

☀️ Stitcher's Garden

Kristin Thompson

Create a beautiful quilt while learning more about your sewing machine and many different presser feet. Try out those decorative stitches you have always wanted to use with guided instruction and hands-on practice. Explore a new technique like machine appliqué, couching, pintucking, candlewicking, even sewing on a button by machine. Open to all makes and models of sewing machines. Each class stands alone.

Sun. Jan.19, Feb. 16, 12-4 PM

\$30/session

New Skills: Harder Blocks

Cyndi Slothower

Do you have basic skills as a quilt maker but want to take your piecing up a notch? This series is what you have asked for. Join Cyndi once a month as she leads you through the piecing of harder blocks. Each class stands alone. Machine required.

\$23/session

Thurs. Jan. 23, Feb. 27, Mar. 27, Apr. 24, 6-9 PM

Is your machine heavy? Use a classroom machine for FREE!
Reserve one when you sign up for a class.

☀️♥️ Intro to Machine Appliqué

Kristin Thompson

We will cover machine basics, how to choose the right threads, needles, fusible webs and stabilizers. Practice satin stitch, buttonhole stitch and more. Start with easy exercises and then begin a small quilt or wall hanging that uses your new skills. Machine with zigzag stitch required.

Sat. Mar. 8, 12-4 PM

\$30

♥️ Intro to Foundation Paper Piecing

Linda VanNederynen

Do the terms "sharp points" and "exact corners" frighten you? Paper piecing makes it easy to be extremely accurate even when sewing tiny pieces. You need only know how to sew on a line to create a sampler wall hanging. Book and machine required.

Mon. Apr. 7, 6-9 PM

\$23

Machine Quilting

♥️☀️ Intro to Machine Quilting

Cyndi Slothower

So many quilt tops, so little time! Learn the basics of machine quilting, both straight line and free motion, then go home and finish some quilts! Machine required.

Sun. Mar. 9, 12:30-4:30 PM

\$30

♥️☀️ Free Motion Fundamentals

Brynne Sigg

Learn the very basics of free motion quilting. Brynne will include tips on how to choose a back, batting and thread. The class will also cover the basics of setting your tension and which quilt patterns work for different quilts. We will be doing basic free motion stitching which will include meandering and loops with different designs. A sewing machine in good working order is a must.

Thurs. Feb. 6, 1-4 PM

\$23

☀️ Beyond the Basics: Free-Motion Quilting

Brynne Sigg

Ready to do more than just meander free-motion quilting? This class is for you. We will be quilting on practice sandwiches using a number of different free-motion patterns. A basic knowledge of free-motion quilting and a previous beginning quilting class required. Machine required.

Thurs. Feb. 20, 1-4 PM

\$23

Hand Work

♥☀ Intro to Hand Appliqué

Kristin Thompson

Hand appliqué is wonderful to see, a pleasure to do, and it's portable! Imagine what you can accomplish with a take along appliqué project to keep your hands busy. Learn the techniques that will get you hooked. With Kristin's help you will learn while having lots of fun! Pattern required.

Fri. Jan.17 and 31, 3-6 PM OR

Thurs. Apr.10 and 17, 10 AM-1 PM \$45

♥ Studio With Sharon

Sharon Stroud

Do you need some tips from Sharon about your hand quilting stitch, or how to improve your hand applique or hand piecing? Here's an opportunity to get the help you need!

Tues. Mar. 25, 6:30-9:30 PM \$23

♥☀ Hand Quilting Without a Hoop

Sharon Stroud

Whether you've just finished your first quilt top and are ready to learn to quilt or just want to improve your quilting stitch, come learn a unique way to quilt without poking your underneath fingers and without a hoop or frame. (It is not stab stitch.) Basting, marking methods, echo quilting, thread and batting are covered, as well as the quilting stitch. Fee includes a pre-basted quilt sandwich. Roxanne thimbles may be purchased at a 15% discount for this class.

Sat. Apr. 26, 10 AM-4:30 PM \$54

♥ Big Stitch Quilting and Hemstitch Binding

Cyndi Slothower

Learn a quick and easy hand quilting stitch, then practice a hand embroidery stitch that will make binding your quilts lots of fun. You may stitch on your own quilt in progress or make a small wall hanging in class.

Thurs. Mar. 6, 6-8 PM \$15

Sew 'n' Sews:

Open sewing time at Quilters Corner!

Tuesdays and Wednesdays from 12-4.
Machines are ready and the irons are on.
Reserve a space by the day, 266-0850
It's FREE!

Artful Techniques

☀ Snapshot Landscape Class

Sharon Bottle Souva

Snapshot Landscape is an exploration of natural design, developed by Sharon as a result of many years working with fiber collage. We will start with simple sketches inspired by your photos or ideas. From there, we'll work directly on the fabric background in a collage technique. Your small original piece (approximately 24" x 9") will be near completion at the end of class. Original designs, fabric choices, rotary cutting, fusing, direct appliques and free motion quilting are all discussed and used. Machine required.

Sat. Jan.11, 10:30-4:30 PM \$45

☀ Studio with Debbie Butler-Miller

Get help from Debbie to work on your animal portrait from her "My Best Friend" class.

Sat. Jan.18, 1-5 PM \$30

♥☀ My Best Friend

Debbie Butler-Miller

Capture your best friend forever in fabric! It's the only quilt where a stray dog or cat hair is a good thing. In session 1 you'll piece your portrait. In session 2, thread painting will bring it to life with dimension and shading. ***Photos of your furry friend must be emailed to Debbie by Jan. 10*** to allow her to create your pattern. Machine required.

Sat. Jan. 25 and Feb. 1, 11 AM-4 PM \$75

♥☀ Random Acts of Piecing (Improv Piecing)

Ruth White

Tired of always cutting perfectly straight lines? Want to add spontaneity to your piecing? Try the improvisational approach used by the Gee's Bend quilters and adapted by such quilt luminaries as Nancy Crow and Ricky Timms. We'll cut free-form strips and curves using scissors and/or rotary cutters to create your own unique quilt top. Beginner to advanced. Machine required.

Sat. Feb. 22, 10 AM-4:30 PM \$49

Use a Pfaff or Baby Lock classroom machine for FREE! Reserve one when you sign up for a class.

Gifts & Fun Things

Techniques & Tools

♥☀ Popcorn Bowl

Kristin Thompson

A fun, big and beautiful bowl using precut 2 1/2" fabric strips, a little sewing and simple crochet. No experience necessary. Pattern required.

Thurs. Jan. 23, 10:30 AM-4:30 PM \$45

♥☀ Locker Hook Rug

Rhonda Poyer

Make a colorful cotton rug in your choice of tones and patterns. Use your "oops" or leftover fabrics, filling in with new finds as well. The perfect portable project evolves as you add colors. This class will get you started with all you need to know. It may be hard to stop! Machine required.

Sat. Feb. 8, 10 AM-1:30 PM OR
Fri. Apr. 25, 2:30-6 PM \$27

♥☀ One of a Kind Sweatshirt Jacket

Edith Johnston

Let's get creative with some of your fat quarter collection! We will use some of our specialty machine feet to do yarn couching and decorative stitches on a sweatshirt to make this fun, comfy jacket. Machine required.

Sat. Mar.1, 10 AM-4:30 PM \$49

♥☀ Learn to Faux Chenille

Edith Johnston

Make a hot pad or a pillow top while learning basic faux chenille skills. Finished projects will be shown to get the creative thoughts going. Machine required.

Tues. Mar.18, 9 AM-12 PM \$23

♥☀ Flying Geese x 4

Rhonda Poyer

Make four flying geese blocks at one time with the Flying Geese x 4 ruler. No math, no waste, no triangles to cut! This ruler also makes half square and quarter square triangle units. Rotary cutting skills, machine and ruler required.

Fri. Jan. 24, 2:30-5:30 PM \$23

☀ Crazy Curves

Rhonda Poyer

Take the fear out of sewing curves and sew them with only one pin! Learn to sew quarter circles cut from the Crazy Curves template. Turn the blocks to create half or whole circles or curving paths. Template, machine, rotary cutting skills required.

Sun. Jan. 26, 12:30-3:30 PM \$23

♥☀ Lil' Twister

Rhonda Poyer

Learn how to use the Lil' Twister tool as you make a table runner or table topper with a pinwheel design. A pack of charm squares and a border fabric are all you need. Machine, rotary cutting skills and tool required.

Sun. Feb. 23, 12-4 PM \$30

☀ Advanced Rotary Cutting Techniques

Denise Lentini

Build blocks using speed cutting techniques from the book Rotary Cutting Revolution by Anita Grossman Solomon. These techniques save time and fabric. We will make the Windmill Block. Book and machine required.

Thurs. Feb. 27, 1-4 PM \$23

♥☀ One in the Oven with the Lil' Twister Tool

Rhonda Poyer

Create potholders and a decorated towel as you learn how to use the Lil' Twister tool. Once you have it mastered, you'll have fun creating your own designs from table runners to quilts. Tool, pattern, machine and rotary cutting skills required.

Sun. Mar. 23, 12:30-3:30 PM \$23

Make Your Own Class

♥☀ Make Your Own Class

Cyndi Slothower

Are you stuck on a sewing or quilting project? Take some dedicated time to sew with other like-minded folks. Bring whatever you wish to work on and Cyndi will be available to assist. Bring a bag meal or money for take-out food. We'll get a lot done and have fun too!

Sun. Feb. 9, 12-5 PM OR
Mon. Apr.14, 12-5 PM \$38

Ithaca Modern Quilt Guild

Meetings are the first Sunday of every month from 1 to 3 PM at Quilters Corner. All are welcome. Bring a show and tell!

New Owner Classes

♥☀ PFAFF and Baby Lock Sewing Machine New Owner Classes

We are committed to helping you learn the features of your new computerized sewing machine. Second helpings are welcome and cheerfully served. Each session is FREE w/machine purchase from QC or \$125. If you do not see your model listed, please call for an appointment.

Baby Lock Melody, Elizabeth, Tempo, Sophia 2 and Ellure Plus **Pat Miller**

Thurs. Feb.13, 12:30-4:30 PM OR
Fri. Apr. 4, 5-9 PM

Baby Lock Ellure Plus and Sophia 2 Embroidery Functions

Linda VanNederynen
Thurs. Apr. 3, 9 AM-12 PM

Baby Lock Sergers, Self-Threading **Linda VanNederynen**

Thurs. Apr.10, 9 AM-12 PM

Baby Lock Ellisimo, Ellageo, Unity (A and B) Symphony and Crescendo (A only)

Linda VanNederynen
A. Basic Operation, learning icons, feet

Thurs. Apr.17, 9 AM-12 PM

B. Embroidery

Thurs. Apr.17, 1-4 PM

PFAFF Ambition and Expression **Cyndi Slothower**

Sun. Jan. 26, 12:30-4:30 PM OR
Mon. Mar. 17, 12:30-4:30 PM

PFAFF Performance and Creative **Gail Carman**

A. Basic Operation, learning icons, feet

Tues. Jan. 28, 10 AM-1:30 PM OR
Fri. Mar. 14, 1-4:30 PM

B. Special Techniques

Fri. Feb.14, 1-4:30 PM OR Apr. 11, 1-4:30 PM

C. Embroidery and Precise Positioning

Fri. Feb. 28, 1-4:30 PM OR
Tues. Apr. 29, 1-4:30 PM

Sergers

☀ Play With Serger Feet **Nancy Crouch**

This hands-on class will give you confidence with some of the specialty feet in the Baby Lock Accessory Feet Packages including the Lace, Ruffling, Blindhem, Beading, Cording and Elastic feet. Serger and specialty feet required.

Fri. Jan. 3, 10 AM-4:30 PM OR

Sat. Apr. 5, 10 AM-4:30 PM \$49

♥☀ Absolutely Beginning Class for Sergers **Nancy Crouch**

This class is for anyone who has a serger and needs help from the very beginning: basic threading, inserting needles, checking tensions. Class size is kept small. Serger required.

Fri. Jan. 24, 9:30 AM-12:30 PM \$23

♥☀ Make Friends With Your 4 Thread Serger **Nancy Crouch**

Increase your four-thread serging skills: more threading, changing needles, stitch length and width, turning inside and outside corners, making circles, even a casing. Serger required.

Sat. Feb. 8, 2-5 PM \$23

♥☀ More Serger Techniques **Nancy Crouch**

Learn rolled hems, flatlock, faux blanket stitch and more. 3 or 4 thread serger required.

Sat. Mar. 22, 1:30-4:30 PM \$23

☀ Serger Fun! Two Gifts in Three Hours **Nancy Crouch**

Get experience with a variety of threads while making serger lace for a little girl's socks. Then make a designer napkin for a very special occasion. Serger required.

Fri. Mar. 21, 2-5 PM \$23

Featherweight

♥☀ Care and Feeding of Your Featherweight **Sharon Stroud**

This is an essential class for all Featherweight owners. You will learn to clean and oil your machine, where to lubricate, how to do simple repairs and more. This is for the old black Singer Featherweight machines only.

Sun. Apr. 27, 12-3 PM \$23

Terrific Totes

☀ Izzy Bag or The Journey Bag Edith Johnston

Choose to make either the popular Izzy Bag or a larger version, the Journey Bag. You will love these very functional and stylish "cross body" bags with lots of pockets. The Izzy Bag is compact, while the Journey Bag includes a special padded pocket on the back for an iPad or other tablet. Pattern and machine required.
Wed. Jan. 29, 9 AM-3:30 PM OR
Wed. Apr. 23, 9 AM-3:30 PM

\$49

♥☀ MYSTERY Tote Kaye Tea

Join Kaye, our wonderful bag expert, for a fun filled mystery sewing session and leave with a great 15" x 12" x 4" tote. Browse the beautiful six fat quarter packs that Kaye has carefully chosen to make this bag, or choose your own. You will pay for the pattern when you register for class, then receive it step by step during class. Bring a sense of adventure! Machine required.
Thurs. Jan. 30, 10 AM-3 PM OR
Thurs. Mar. 6, 10 AM-3 PM OR
Fri. Mar. 7, 4-9 PM

\$38

☀ Hampton Weekend Bag Kaye Tea

A sophisticated slouch bag with a roomy interior and beautiful O rings highlighting the wide strap. This would be a great school or work bag. Can be constructed in one class. Pattern and machine required.
Thurs. Mar. 20, 10 AM-4 PM

\$45

♥☀ Walk About Tote Kaye Tea

This fun tote is a perfect size. The outside front and back angled pockets and the two welted zipper pockets are eye catching as well as useful. Choose your favorite fabric combinations for a beautiful bag. Pattern and machine required.

Thurs. Mar. 27 and Apr. 3, 10 AM-1 PM

\$45

You can sign up online!
www.e-quilterscorner.com

☀ Sassy Tote Ellen Burlew

Make this Sassy Tote to splash up your spring wardrobe. A fun, stylish and spacious bag with four pockets and no zippers, it is secured with an easy snap flap. It measures 14-1/2" wide x 12" high x 5" deep. We will meet for two sessions so you can complete "homework". Intermediate sewing skills, pattern and machine required.
Sat. Apr.12, 10:30 AM-12:30 PM and
Sat. Apr.19, 10:30 AM-2:30 PM

\$45

5D/6D Software

♥☀ 5D New Owners Training Linda VanNederynen

5D/6D Embroidery Extra owners: attend the first two sessions: \$150 or free with software purchase. 5D Suite and 6D Premier owners: attend four sessions to learn the basics of your software: \$250 or free with software purchase. A limited number of shop laptops are available to share or bring your own to the training.

5D/6D Lesson #1 and #2

Tues. Feb. 4 and 11, 9-11 AM OR
Tues. Apr. 1 and 8, 9-11 AM

5D/6D Lesson #3 and #4

Tues. Feb.18 and 25, 9-11 AM OR
Tues. Apr.15 and 22, 9-11 AM

☀ 5D Software Club Sandy Kadlecik

Anyone with 5D is welcome to join anytime to learn more about their software. Bring laptops only. \$15 per session
Wed. 9:30-11:30 AM
Jan.15, Feb.12, Mar.19, Apr.16

Circle Stitcher

♥☀ Circle Stitcher Table Runner Rhonda Poyer

Here's a fun project that uses the circle stitcher attachment for Pfaff or Baby Lock. You will quickly and easily stitch out circles and then sew them together to complete your table runner. Sewing machine required. Circle stitcher attachment may be purchased with a 15% discount for this class.
Fri. Jan. 31, 10:30 AM-1:30 PM

\$23

Sew Many Quilts

♥☀ One Block Wonder

Valerie Leftwich

Choose one great fabric and one block shape and make a one-of-a kind quilt. There is no fussy cutting and the piecing is simple without Y-seams. Bet you can't make just one! Book and machine required.

Sat. Jan. 4, 10:30 AM-4:30 PM

\$45

♥☀ Stripes Squared

Rhonda Poyer

This is a great design to use with your collection of striped fabrics. We'll use triangles and trapezoids to create a multidimensional effect. Choose to make any size from baby to queen. Pattern, rotary cutting skills and sewing machine required.

Fri. Jan.10, 2:30-5:30 PM

\$23

☀ 3D Bow Tie

Rhonda Poyer

Have you been wondering what to do with the adorable mini charms? Stitch up a wall hanging adorned with fun bow ties! The three dimensional blocks are quick to make. It's easy to adapt this to a larger quilt. Booklet, rotary cutting skills and sewing machine required.

Sun. Jan.12, 12:30-3:30 PM

\$23

♥☀ Tweaked Log Cabin

Sharon Bottle Souva

Sharon will take you from the traditional log cabin pattern to an innovative design through a series of exercises. We will explore block design, color, value, fabric choices, and composition while starting a small wall quilt. Whether you are new to quilting or have been eager to try something new, come play. Machine required.

Wed. Jan. 22, 10:30 AM-4:30 PM

\$45

☀ Spiral Quilts

Gail Carman

This class is perfect for those who love paper piecing or want to refine this technique. Select a template from the book, "Simply Amazing Spiral Quilts" by RaNae Merrill, and we'll choose fabrics and make your first block. The techniques learned will enable you to make your own designs in the future. Book and machine required.

Sat. Mar. 22, 10:30 AM-12:30 PM and

Sat. Mar. 29, 10:30 AM-2:30 PM

\$45

☀ Diamonds

Cyndi Slothower

Learn to cut 60° diamonds, sew them in diagonal rows and inset side and corner triangles. In class we will be making a lap or baby quilt, but your new knowledge will apply to larger quilts as well. Machine required.

Fri. Feb. 7, 12-4 PM

\$30

♥☀ The 1600 Quilt

Valerie Leftwich

This is one of the fastest and most fun quilt tops to make. Choose a precut pack of coordinated 2 1/2" strips, grab your sewing machine and ready, set, sew! Valerie will lead you on to the finish line and you will likely go home with a finished lap sized quilt top. Machine required.

Sat. Feb.15, 12-4 PM

\$30

♥☀ Twirl

Kristin Thompson

Twirl is so fun and cute, made with polka dots that dance and spin in glorious bright colors. Learn to use the Creative Grids "Straight Out of Line" 6"x10" ruler. With a few simple cuts and minimal piecing you'll have a darling quilt in no time. Pattern, ruler and machine required.

Sun. Mar.16, 12-4 PM

\$30

♥☀ French Roses

Valerie Leftwich

French Roses are super easy and so much fun to make. They are sewn with raw edges, so when washed they will "bloom". Spend the afternoon playing with fabric and watch your garden grow beneath your hands. Pattern and machine required.

Fri. Mar. 28, 12-4 PM

\$30

♥☀ Ladies Who Lunch

Tierney Barden

Tierney designed this crib quilt featuring adorable ladybugs for her little niece. She will teach you all the skills needed to make your own version: fusing, mastering the mitered corner, even some optional hand embroidery stitches. Purchasing the pattern and preparing the templates before class is recommended to allow more time to sew. Suitable for advanced beginners. Pattern, rotary cutting skills and sewing machine required (free motion and zigzag recommended).

\$60

Sat. Apr.12, 1-5 PM and Sun. Apr.13, 12-4 PM

Machine Embroidery

☀ Cat's Meow Block of the Month

Gail Carman

Learn to machine appliqué in an embroidery hoop, or refresh your skills making this adorable cat quilt or wall hanging. Kits are available or select your own fabrics. Pattern and embroidery machine required.

Fri. Jan.17, 10 AM-1 PM \$23

♥☀ Embroidered Tea Towel

Gail Carman

Bring the tea towel of your choice and one of the "Lunch Box Quilt" designs loaded on your embroidery machine. If you don't yet have an embroidery machine, you may try one out by making this project on one of ours. Please reserve one when you register for class. Pattern and embroidery machine required.

Fri. Feb. 21, 12-4 PM \$30

♥☀ Stabilizer Know How

Linda VanNederynen

Puzzled about which stabilizer to use and when to use it while you are machine embroidering? This is the class for you. Learn what stabilizer is best for the fabric you are using, and for the density of your design.

Fri. Mar. 7, 9-11 AM \$15

♥☀ Quilting in a Hoop

Linda VanNederynen

This is a hands-on class where you will explore the options available to quilt in the hoop with your embroidery machine. Learn about hooping your quilt, design selection, batting and thread choices. Open to all makes of embroidery machines. Machine required or use one of ours.

Fri. Mar.14, 9 AM– 1 PM \$30

E.A.T. CLUB (Exploring Advanced Techniques) is a group that meets monthly to share machine techniques. If you enjoy researching and trying new things with fabric and would like to share your work in progress and creative techniques, please come. Membership is free, but please call June to register at 607-257-0939. Meets the third Monday of every month at Quilters Corner from 1-3 PM

CLASS POLICIES

- Payment must accompany class registration.
- You may withdraw from a class and receive a full refund up to one week before the class begins. After that time no refunds will be issued.
- We'll notify you and give a refund if we cancel a class.
- Be considerate of your teacher and other class members; please leave children and guests at home.
- We encourage you to make sure the class has the minimum enrollment before you purchase supplies.
- Sewing machines are available and free for class use; be sure to reserve one when you register.
- Remember to request your 10% discount when buying supplies for Quilters Corner classes.
- Please purchase supplies before class begins so you don't miss anything!
- If your class will be held outside of store hours, please use the back door near the parking lot. If it is locked, use the doorbell.

Recipe!

Roasted Butternut Squash Soup

1 medium butternut squash
Olive oil or butternut squash seed oil (available at F Oliver's, located on the Commons in Ithaca)
2-3 cups vegetable broth 1 cup 1/2 & 1/2 cream
1/2 cup butter 1-2 cloves of garlic
Salt and Pepper Fresh ground nutmeg

Step 1: Cut squash in half, remove seeds, place cut side down on cookie sheet. Using your hands coat squash with oil. Add water to cover bottom of pan and come up the sides of the squash about 1/4". Roast in the oven 1 hour at 300 degrees. Skin should be golden brown and start to bubble slightly to get that nice roasted flavor. Add water to the pan as necessary.

Step 2: Remove squash from oven, let cool and scoop squash leaving the skin. Place squash in soup pot, add pressed garlic, salt & pepper. Add 2 c. broth and 1/2 & 1/2. Using a stick blender or regular blender, process until larger chunks of squash are gone. Using low to med heat, heat til it simmers, add more broth to achieve desired consistency. Cook for about 10 min. Season soup with about 1/2 t. nutmeg.

Step 3: Serve with a dollop of sour cream & croutons.

Growing up on a farm, this was one of my favorite soups. We had all the ingredients readily available and it was fairly easy to make. You can use the same recipe with most winter squash, including pumpkin.



PRSRT STD
U.S. POSTAGE
PAID
ITHACA, NY
PERMIT NO. 780

518 W State/MLK St
Ithaca, NY 14850
M-F 10-6, Sat 10-5,
Sun 12-4
607•266•0850
www.e-quilterscorner.com

Don't miss out on the latest QC news and tips!

Email to quilters@e-quilterscorner.com and ask us to add you to our weekly email list. We'll never rent or sell your address.

Your chance to save!



Quilters Corner sells previously owned Pfaff & Baby Lock sewing machines. All machines have been serviced and include a 6 month warranty. Stop in today and check out our selection.

We'll Be Closed

- Christmas, December 24-25
- New Year's Day, January 1
- Inventory Day, January 6
- Easter Sunday, April 20

Did you know?

Quilters Corner welcomes groups



What you can expect:

- Open early to accommodate your schedule
- Goodie bags for everyone
- Light snacks provided
- Clean bathrooms
- Cold water to fill your water bottles
- Extra staff on hand to provide assistance
- Demonstrations provided upon request

Give us a call to schedule an outing your group will talk about for a long time:
607-266-0850.

The minimum group size is ten.