

518 W State (Martin Luther King Jr.) St
607•266•0850

www.e-quilterscorner.com
quilters@e-quilterscorner.com

QUILTERS CORNER HIGHLIGHTS

Overstock Sale on machines starts January 2. (p 16)

Quilters Corner Book Club – save on books (p 4)

New Blocks-of-the-Month (p 2)

The latest patterns, books and fabric (pp 3-4)

Soni Grint returns Thursday & Friday, February 7 & 8 (p 5)

Classes! You can see class samples and sign up on our website. We have over 70 classes this session. (pp 8-15)

Machine Quilting Saturday: demos and more; Saturday, February 9 (p 5)

Try the latest sewing machine technology on Friday, March 9, 5:30-7:30 (p 7)

Blood Drive Tuesday, March 26, 10-5 (p 2)

Top Shop Tour April 5-14, 2013 (p 5)

We'll Be Closed: Christmas, December 24 - 26; New Year's Day, January 1; Inventory Day, January 7

2013—Resolve to Finish Your Own Quilts

Is one of your New Years' resolutions learning to finish your own quilts with free motion quilting or improving your free motion skills? We can help! Quilters Corner is brimming with beautifully quilted samples. Did you know that almost all of them were quilted on a regular home sewing machine?


Brynne Sigg, one of our prolific sample makers, teaches two of the three free motion quilting classes offered at Quilters Corner. Enrolling in a free motion quilting class is a natural first step to work towards those 2013 goals. If you've been hesitant to attempt to finish a quilt on your own, start with **Intro to Machine Quilting**. If you have the basics, enroll in **Beyond the Basics: Free Motion Quilting** or **Free Motion Fundamentals**.

You'll expand your repertoire of designs and increase your confidence. Would you prefer private lessons in the comfort of your own home? Patsy Thompson's DVDs will fill the bill. You'll find some of the patterns she teaches in several samples around the store.

You can finish a quilt on the most basic sewing machine. All you need is the proper quilting needle that matches your thread weight, the ability to drop or cover the feed dogs, and maybe a pair of **Machingers** quilting gloves to help you maneuver your quilt. BUT a machine with an extra wide bed and some electronics will make the job so much easier on your body and increase your enjoyment level. If your dream is to finish big bed quilts, but you lack the space for a 10' long quilting frame, the new Baby Lock Tiara with an enlarged sit-down quilting table will make you very happy; the optional stitch regulator is a short-cut to success. Or just skip the free motion learning curve altogether – hoop up your quilt on an embroidery machine for perfect even stitches every time!

As with any skill, the right tools really help. Sure you can push through without them, but have you ever wished you had a screw driver that was just a little longer or that you had that battery operated version? In addition to special quilting gloves and the needles mentioned previously, many of you can't live without an over-sized acrylic table that expands your machine bed, a lamp that can provide warm, cool, or true color full spectrum light so you can see your work, and a sewing chair that keeps your back straight and your arms at the proper height.

Ready to start taking steps toward that resolution? The staff at Quilters Corner will take the time to help you select the correct needles and thread, offer suggestions for classes, books, and quilting patterns, and let you try out different quilting machines with a no-pressure approach. You can finish your quilts all by yourself. Come in soon. We're here to help.



BLOCKS OF THE MONTH

TAOS

FROM WHIRLIGIG DESIGNS



Our top in progress

You'll be star struck when you gaze upon **Taos**, our newest Block-of-the-Month, from Whirligig Designs. This stunning pieced star in a medallion style quilt with a gorgeous outer border finishes at 102" x 102". Every month for ten months starting in February you'll receive beautiful jewel colored batiks to make a section of this quilt. Clear directions and colorful diagrams make this quilt much easier than it looks. The single pattern is \$30. Fabric kits are \$27 for each month; borders and binding are included. See **Tools for Taos** in the class schedule for optional classes on using the rulers suggested in the pattern.



complete top

Thank You to everyone who brought in food after Thanksgiving. We gave hundreds of pounds of food to help stock the Ithaca Kitchen Cupboard. Well done!



CALENDAR QUILTS

DARLING LITTLE QUILT FOR EACH MONTH



Looking for a quick project for your home or a gift for someone special? We have the perfect thing for you – a calendar quilt program from Amber Fenton Designs. Starting in January you can pick up a pattern and kit each month for the cutest little appliqué quilts. All finish at 12" x 12" and can be hand appliquéd, machine appliquéd or fused. You can display these little lovelies with a charming wire table-top holder. Patterns are \$6.00 and kits are \$15 each. Available singly, or sign up in advance to guarantee you get them all.

BLOOD DRIVE

TUESDAY, MARCH 26

Every two seconds someone in America gets a blood transfusion. 5,000,000 patients will need blood this year. In response to that need we are hosting a blood drive Tuesday, March 26th from 10-3. You'll get a gift certificate to use in the shop for donating (as well as cookies!) Save a life, donate blood. Call Quilters Corner at 607-266-0850 and sign up for a slot.



**American
Red Cross**

NEW PATTERNS



The **Journey Bag** is a larger version of the popular Izzy Bag. The outside front has a pocket for a cell phone and two additional pockets cut on a fun angle. The outside back has a padded pocket for an iPad. It has lots and lots of inside pockets. Two lobster clasps are included in the pattern. We carry extra lobster clasps because we know you won't be able to make just one!

Our wonderful feathered friends are a never ending source of inspiration for quilt design. **Free as a Bird** is the newest addition to the Quilters Corner bird sanctuary. This sweet 60" x 75" quilt has birds perched on ric-rac vines, raw-edge leaves, and birdhouses. This is fun and fast to make.



Smokey River is a handsome 76" x 97" twin-size quilt that would be great for a special someone. Our sample showcases wonderfully earthy Stonehenge fabrics. Choosing fabrics is easy – pick two precut 2-1/2" strip packs, one light and one dark, and three coordinating fabrics.

Check out these three new quilt-as-you-go table runner patterns: Abundance, Peek A Boo, and Slivers. All three are great for scraps or charm packs. Slivers offers two sizes, small and large. Fun and useful, too!




Notecard Patterns from Candlelite are greeting cards printed with quilt patterns. They even come with an envelope so you can send them to your quilting buddies! Each lap-size quilt calls for eight 1/2-yard cuts. The patterns also include fabric requirements for an optional border, backing, and binding. Choose your pattern and grab a coordinated fabric pack, or pick your own fabric. Look for five different designs. Brynne made our shop sample from gorgeous French General fabrics.




NEW FABRIC

We are eagerly anticipating new lines from modern designers Ty Pennington, Amy Butler and Tula Pink as well as **Victorian Modern** fabric from Bill Kerr and Weeks Ringle. Fans of Jo Morton's reproduction fabric will love **Spice Market** and **Blue Variety**; join the Jo Morton Fabric Club to reserve a fat quarter or half-yard of each print when her new lines



Victorian Modern



Spice Market

arrive. You'll want some of French General's new **La Belle Fleur**. Laurel Burch's **Fabulous Felines** will make you smile. We can hardly wait for the new shipment of elegant Japanese fabrics from Kona Bay. Batiks will come in from all our favorites: Hoffman, Robert Kaufman, Timeless Treasures, Island Batiks, Anthology and from Edita Sitar's **Paint Box** line from Moda. Check the New Fabric area regularly so you don't miss a thing!



La Belle Fleur



Fabulous Felines

Quilting makes the quilt. Many of us would agree with this expression though we often struggle with inspiration, how to get what we envision in our heads onto our quilt, and finally, to do all this on our home sewing machines. At Quilters Corner, we help you achieve your goals by offering many levels of support: general advice and trouble shooting, beginning and advanced classes on free motion quilting, and resources such as DVDs and books on a wide range of quilting topics. In the book department, we have three new free motion quilting offerings to help you on your quilting journey.

Angela Walters' **In the Studio** is a sequel to her very popular **Free Motion Quilting**. In this book you will learn how to tell a story, highlight the piecing and achieve unique effects such as an illusion of depth.

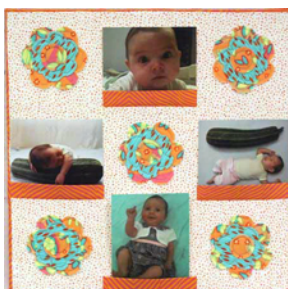


Natalia Bonner's **Beginner's Guide to Free Motion Quilting** has over 50 quilting designs that are useful for today's contemporary quilts as well as traditional ones. Natalia's instructions are illustrated with detailed photos that make it much easier to get terrific results on your home sewing machine.

Doodle Quilting By Cheryl Malkowski is a beginner's guide to free motion, continuous-line quilting designs. You'll gain confidence in your innate artistic ability to draw basic shapes and learn how to put them together into over 120 different all-over quilting designs.

Other New Books

Baby Times is a treasure chest of adorable projects for babies...cute hats, nursery decor, sweet little shoes, bibs, a storage box, quilts for girls and boys and many more useful and fun items. Two things that make this book great besides the projects themselves are the many color photographs and large pull-out pages of full-size patterns so you don't have to guess at dimensions or enlarge a pattern. You'll love the great ideas for clever shower gifts. What a wonderful resource for unique gifts that any new parent would love.



Simple Choices helps you design a quilt in just a couple of steps. Choose a pieced block, choose an appliqué, add an accent, then cut and sew. The choices are simple. Make a few more choices by mixing the blocks and appliqués and you can create 25 different quilts! Check out our adorable sample, Simply Winter. Kits available.



We love books and we know you do too!

Quilters Corner Book Club

Book Savings Program

- It's easy to sign up.
- It's free to join.
- Start a book club card that is kept at the shop.
- Each time you purchase a book we record the dollar amount on your book card.
- All full price, special order, discounted and sale books are included.
- When you buy six books, 10% of the total you spent will be applied to the purchase of your next book.

For example: You bought a sale book for \$10, three for \$24, another for \$30, and one for \$18. The total for all six books is \$120. You will receive a \$12 discount on the purchase of your seventh book! Then start a new card to collect more savings!

Special order books and NEVER pay shipping fees! We understand you have alternatives when it comes to buying quilt books. But did you know you can support your local quilt store when you special order most quilting and art related books and never pay shipping? Call us at 607-266-0850 or email quilters@e-quilterscorner.com. We'll order your book and contact you when it arrives.

SEWING WITH SONI: TWO DAYS OF FUN

Thursday and Friday, February 7 & 8, 9:30-4:00

Attend either day, or both.

\$65 for one day, \$100 for both – SAVE \$30

Special pricing on embroidery machines and 5D software will be available to class participants.

Enjoy a light lunch and snacks.

Seats are very limited as this is a hands-on sewing event.

Whether you are thinking about an embroidery machine or embroidery software or already have them, these classes are for you! The software works with all makes and models of embroidery machines. Bring your own machine or use one of ours; we also have laptops available to borrow.



Thursday, February 7: Compute & Sew a Welcome Banner

In the morning, you'll see for yourself how easy it is to create your own embroidery design with 5D Embroidery software; 5D works with all makes and models of embroidery machines. Whether you are already comfortable with the 5D program or are just curious, you'll have a great time designing this warm welcome banner to grace your home. After a light lunch, you'll stitch out the design and begin assembling the banner. You will learn essential tips for a great embroidery stitch out. Kit included.



Soni Grint

Pfaff sewing educator

Soni has been sewing since she was eight. She's an expert sewer, a gifted teacher and has also been extensively involved in the development of sewing software.

Friday, February 8: Using the Embroidery Machine for Quilting

Have fun learning how to combine quilting and embroidery using a Pfaff embroidery machine. You'll spend the day trying out a variety of features and techniques. Machines, kits, and designs will be provided. This class is a perfect way to experience more of the fun an embroidery machine has to offer.

>> No experience needed; we will help you be successful! <<

Machine Quilting

See It / Try It Saturday

February 9, 11-4

Come spend some time with us exploring machine quilting. Whether you are just beginning, or an experienced machine quilter ready to try something new, you'll find something to pique your interest.

Call 607-266-0850 today to reserve a time-slot. This event will fill fast.



- Demos
- Tool Table
- Favorite Books
- Try the new Tiara sit-down 16" longarm

Personalize it! Story Patches



The latest in high-tech innovation for quilting and crafting: a QR code printed on fabric that you can incorporate into your quilt, quilt label, or other crafted item. Upload your own content – video, image, text, or music – to the manufacturer's website. Read that grandchild a story, show a slideshow of the wedding, play the song that relates to your quilt... When people scan your work with their smart phones, your content will appear. So cool!

2013 QUILTERS CORNER BAG SAVERS CLUB

To get your 2013 Quilters Corner tote, purchase at least \$100 in merchandise in one visit and you'll get an exclusive Quilters Corner 2013 bag. Your benefits will include one discounted fat quarter each day that you visit Quilters Corner in 2013 as well as an extra \$1 per yard off all fabric from our sale area. The totes will be available starting January 2. The sooner you take home a bag, the greater your 2013 savings. Stop by today to get yours.

Are you working on a **Quilt of Valor**?
Kaye will be making her last delivery to the Syracuse VA hospital at the end of February.

CHOCOLATE HEAVEN

The perfect Valentine's Day treat, these yummy, moist chocolate sweets are made in muffin tins for easy serving, cuteness, and portion control (if you can limit yourself to just one.)

- 6 oz dark chocolate, chopped (try Scharffenberger 60% cocoa)
- 1/4 C unsalted butter
- 1 large egg
- 1 large egg yolk
- 1/3 C granulated sugar
- 2 T whole wheat pastry flour
- 1 t vanilla extract
- 1/2 t ground cinnamon
- 2 t instant espresso powder
- 1/8 t of salt

Butter 6 muffin cups; preheat oven to 375°.

Slowly melt chocolate and butter in microwave on high at 30 second intervals, stirring after each interval. Cool until lukewarm, stir in espresso powder.

In a medium bowl, whisk together egg yolk and egg. Add sugar and whisk again until well blended; mixture will be thick. Fold eggs into chocolate mixture. Stir in flour, cinnamon and salt. Add vanilla last. Mix well.

Divide mixture among prepared muffin cups and chill in the refrigerator for 30 minutes. Bake for 10-12 minutes. Centers will be jiggly when you remove them from the oven. Let cool for 10-15 minutes. Run a butter knife around the edges to unmold and invert onto serving plates. Dust with confectioners sugar and garnish with fresh raspberries or a scoop of vanilla ice cream.

Look for another of Linda's favorite muffin tin recipes on our blog at www.e-quilterscorner.com/blog/



TOP SHOP TOUR

featuring the four best shops in our region

April 5-14, 2013

A different themed tea party at every shop!
Collect patterns for your own tea party.
Put on your hat and pearls and grab your friends.

10 travel days with extended hours at all shops

PRIZES, TREATS, AND PARTY FAVORS

- **Quilters Corner**, Ithaca, NY
- **Calico Gals**, Syracuse, NY
- **Patchwork Plus**, Marcellus, NY
- **Endless Mountains Quiltworks**, Tunkhannock, PA



BABY LOCK *Tiara*

- 16" workspace
- Adjustable table included
- High intensity LED-lighted workspace
- Large M class bobbin for fewer bobbin changes
- Optional stitch regulator



Come try it today!

Explore What's New from Pfaff and Baby Lock Wine & Cheese Party Friday, March 8, 5:30-7:30

Technology for home sewing machines is continuously advancing. Come try some of the innovative features available today. From stitch regulators for free motion quilting, to laser guides for precision stitching, to Pfaff's newest free motion system, you'll be amazed by the latest capabilities.



Enjoy an evening sipping wine and nibbling cheese while you try out a variety of machine techniques.

Please RSVP; 607-266-0850

Ithaca Modern Quilt Guild First Sundays, 1-3 at Quilters Corner

The Ithaca Modern Quilt Guild had its first meet-up at Quilters Corner on Sunday, November 4. Thirty people came to show their quilts and see what others had been sewing. What a great turnout! Those attending decided to meet monthly; we have scheduled future meetings for the first Sundays of the month at Quilters Corner from 1-3. All are welcome and encouraged to bring show and tell.

- ***What is Modern Quilting?***
- A fairly new and growing movement in the quilting world, Modern Quilting is characterized by bold, graphic, functional quilts, often with simple piecing, large scale prints and solid fabrics. Large open spaces highlight the quilting stitch as an important design element. Modern quilters tend to be relaxed about rules and enjoy experimenting. Like quilters of all eras, modern quilters use the colors and styles of their time to express themselves creatively while finding friendship and community along the way.

Quilters Corner Classes for Winter 2013

Can't decide which class to take? See the class samples in our classroom or on our website. Register in the shop, by phone 607-266-0850, or visit our website www.e-quilterscorner.com.

Key: ♥ = great for beginners ☀ = offered during daylight hours

Getting Started

♥☀ Beginning Quiltmaking

Cyndi Slothower

A solid introduction to quilt making. Learn different techniques each session (rotary cutting, squares, triangles, stars) and make blocks for a sampler wall hanging or quilt. We will cover setting, basting, machine quilting and binding. Take the leap - you may never be the same! Machine required.

Mon. Feb. 4, 11, 18, 25, Mar. 11, 18 and 25

Daytime 11:30-2:30 OR Evenings 6:30-9:30 \$158

♥☀ Learn to Sew

Linda VanNederynen

Master the basics of sewing and create beautiful items for yourself and your home. Learn how to operate and maintain a sewing machine. You will make a simple gift bag and a pillowcase. Then Linda will teach you to read clothing and home dec patterns and you will make a project of your choice using newly learned sewing skills. Let's sew! Machine required.

Thurs. Feb. 14, 21, 28, Mar. 7, 9 AM-12 PM \$90

♥ Absolutely Beginning Sewing Machine Operation

Linda VanNederynen

Start with turning on a sewing machine, threading, winding a bobbin, attaching feet and accessories. Maintenance, adjusting tension, selecting stitches and stitching them out will also be covered. Don't have a sewing machine? Thinking about a new one? Use one of our machines to help you decide.

Mon. Mar. 4, 6-9 PM \$23

♥☀ Basic Skills of Quilt Making

Edith Johnston

This class covers the basic skills of making a quilt. We will rotary cut and piece traditional blocks, sash, border and baste. You will learn to machine quilt and bind your small quilt. Plan to put together basic quilting supplies and use your machine or a classroom machine.

Tues. Mar. 5, 12 and 19, 9 AM-12:30 PM \$79

♥☀ Binding Basics

Denise Lentini

Finish quilts with great looking bindings. Learn to make bias and straight grain binding, overlapped or mitered corners and lump-less joints. Binding by hand and with a machine will be covered. You will create mini samples to serve as reference tools. Machine required.

Fri. Jan. 11, 2:30-5:30 PM

\$20

♥☀ Color Confidence

Kaye Tea

Create beautiful quilts and projects you love by learning about color and fabric "personality". This class will help you broaden your color experience and stretch your colorful imagination as you learn about value and how to create beautiful color combinations for your quilts.

Sun. Mar. 17, 1-3:30 PM

\$19

♥☀ Basting Party

Cyndi Slothower

Do you have a quilt top finished that you need to baste or sandwich in preparation for quilting? Many hands make light work! We will baste one top per attendee, and more if there is time.

Mon. Apr. 15, 9:30 AM-12:30 PM

\$23

♥☀ Make Your Own Class

Cyndi Slothower

Are you stuck on a sewing or quilting project? Would you like some dedicated time to sew with other like-minded folks? Cyndi will be available to assist. We'll get a lot done and have fun too! Machines available.

Sun. Feb. 17, 12-5 PM OR

Fri. Mar. 8, 11:30 AM-4:30 PM

\$38

***Is your machine too heavy?
Use our Pfaff or Baby Lock
machines in class for FREE!
Please ask for one when you register.***

Hand Work

♥☀ Hand Piecing: Hexagons

Sharon Stroud

Hand piecing is classic, portable and calming. Learn to transfer the template to the fabric, cut it out and start hand piecing. If you learned to do hexagons with basting over paper and whip-stitching, this class will set you free! The larger size hexagons used in this piece will allow you to easily learn the techniques, and the smaller project is fun and fast. You might find hand pieced hexagons are your new addiction--one without weight gain or side effects!

Sat. Feb. 2, 10 AM-4:30 PM

\$49

Spring Tulips Appliqué

Sharon Stroud

You might not have a gardening green thumb, but you can make these tulips bloom in whatever colors you want. This design works up quickly, and you will learn to appliqué sharp points, 1/4" stems and how to use an overlay. Students should be familiar with needleturn appliqué.

Tues. Feb. 12 and 19, 6:30-9:30 PM

\$45

☀ Stippling and Quilting Feathers by Hand

Sharon Stroud

Ready for the best, easiest and fastest method of quilting feathers? Want to refine your stipple quilting by hand? Then this is the class for you. You will learn to efficiently quilt feathers of any size and master four methods of stippling as you finish this small piece. NOTE: This class is NOT a how-to-quilt class. You must already know how to hand quilt - by any method, not just Sharon's Way. There will be prep work prior to class so that as much time as possible can be spent on the techniques.

Fri. Feb. 15, 10 AM-4:30 PM

\$49

♥ Intro to Hand Appliqué

Kristin Thompson

Hand appliqué is wonderful to see, a pleasure to do and it's portable! Imagine what you can accomplish with a take along appliqué project to keep your hands busy. Learn the techniques that will get you hooked. With Kristin's help you will learn while having lots of fun! Pattern required.

Wed. Feb. 20 and 27, 5-8 PM

\$45

♥☀ Hand Quilting Without a Hoop

Sharon Stroud

Whether you've just finished your first quilt top and are ready to learn to quilt, or just want to improve your quilting stitch, come learn a

unique way to quilt without poking your underneath fingers and without a hoop or frame. (It is not stab stitch.) Basting, marking methods, echo quilting, thread and batting are covered as well as the quilting stitch. Fee includes a prebasted quilt sandwich. Roxanne thimbles may be purchased at a 15% discount for this class.

Sat. Apr. 20, 10 AM-4:30 PM

\$54



♥☀ Big Stitch: Quick and Easy Hand Quilting

Cyndi Slothower

Learn "big stitch" and have some fun finishing your quilts by hand. Try "your hand" on a sweet little practice project. You will also learn a wonderful embroidery stitch for binding your quilts.

Mon. Apr. 29, 10:30 AM-12:30 PM

\$15

Tools for Taos: Block of the Month

♥☀ Tri-Recs Ruler—Block #2

Brynne Sigg

We will be completing Block #2 from our beautiful Taos Block of the Month using the fabric for Month #2 and the Tri-Recs ruler. The Tri-Recs ruler makes cutting those odd-shaped triangles easy. Sewing machine, Tri-Recs ruler and pattern required.

Fri. Mar. 22, 10 AM-1 PM

\$23

♥☀ Easy Angle Ruler—Block #3

Brynne Sigg

Using the fabric for Month #3 and the Easy Angle Ruler we will be making Block #3 from our Taos Block of the Month quilt. Learn to cut half-square triangles from strips to make these diamond shape blocks. Sewing machine, Easy Angle ruler and pattern required.

Fri. Apr. 12, 10 AM-1 PM

\$23

Advancing On

New Skills: Harder Blocks Cyndi Slothower

Do you have basic skills as a quilt maker but want to take your piecing up a notch? This series is what you have asked for. Join Cyndi once a month as she leads you through the piecing of harder blocks. Each class stands alone. Machine required. \$23 per session
Tues. Jan. 22, Feb. 26, Mar. 26, Apr. 23, 6-9 PM



♥ Intro to Machine Appliqué Kristin Thompson

We will cover machine basics, how to choose the right threads, needles, fusible webs and stabilizers. Practice satin stitch, buttonhole stitch and more. Start with easy exercises, then begin a small quilt or wall hanging that uses your new skills. Machine with zigzag stitch required.
Thurs. Feb. 28, 4-8 PM \$30

♥☀ Intro to Foundation Paper Piecing Linda VanNederynen

Do the terms "sharp points" and "exact corners" frighten you? Paper piecing makes it easy to be extremely accurate even when sewing tiny pieces. You need only know how to sew on a line to create a sampler wall hanging. Book and machine required.
Thurs. Mar. 14, 9 AM-12 PM \$23

♥☀ Thread Painting Debbie Butler-Miller

Debbie will supply two "practice sandwiches" with transferred designs. After explanation and demonstration of her thread painting technique, you will practice, practice, practice! Machine required.
Thurs. Apr. 4, 2-5 PM \$26

♥☀ Blind Hem Denise Lentini

Become confident with this great technique for sewing hems by machine. Machine required.
Mon. Feb. 4, 3-6 PM \$23

Stitcher's Garden

☀Stitcher's Garden— Block of the Month Kristin Thompson

Create a beautiful quilt while learning more about your sewing machine and many different presser feet. Try out those decorative stitches you have always wanted to use with guided instruction and hands-on practice. Each month for 12 months explore a new technique like machine appliqué, couching, pintucking, candelwicking and sewing on a button by machine. Open to all types of sewing machines and you may join at any time. January session finishes Block #12.
Sun. Jan. 20, 12-4 PM \$26

NOTE: Stitcher's Garden will start again with Block #1 in the Spring.

☀Stitcher's Garden— Studio Kristin Thompson

If you have been enjoying the Stitcher's Garden series with Kristin, but need some help finishing, this is for you! Bring your blocks, have some fun and get lots done! Machine required.
Sun. Jan. 13, 12-4 PM \$30

CLASS POLICIES

- Payment must accompany class registration.
- You may withdraw from a class and receive a full refund up to one week before the class begins. After that time no refunds will be issued.
- We'll notify you and give a refund if we cancel a class.
- Be considerate of your teacher and other class members; please leave children and guests at home.
- We encourage you to make sure the class has the minimum enrollment before you purchase supplies.
- Sewing machines are available and free for class use; be sure to reserve one when you register.
- Remember to request your 10% discount when buying supplies for Quilters Corner classes.
- Please purchase supplies before class begins so you don't miss anything!
- If your class will be held outside of store hours, please use the back door near the parking lot. If it is locked, use the doorbell.

Fun Stuff

♥☀ Half and Half Apron Rhonda Poyer

This sweet half apron is easy to make with a half yard each of two coordinating fabrics. All the raw edges and seams are encased. It goes together so quickly that you'll want to stitch one for every occasion. Pattern sheet, rotary cutting experience and machine required.

Sun. Feb. 10, 12:30-3:30 PM \$23

♥☀ Chenille Sweatshirt June Silberman

This warm yet elegant jacket looks spectacular and difficult but is easy and can be done in two class periods. The first class will be devoted to making the chenille fabric. After the chenille fabric has bloomed, the second class will help you manipulate the fabric and sew it to a basic sweatshirt. Home sewing and other homework will be necessary. Machine required.

Thurs. Feb. 21, 1-5 PM and Mar. 7, 1-4 PM \$53

♥☀ Take Four Placemats Gail Carman

Start with four fat quarters and make a set of four coordinated placemats! Learn how to "stack and whack", set a seam, lock seams for sewing, free motion quilt and bind. Pattern, machine required.

Sat. Mar. 2, 11 AM-4 PM \$38

♥☀ One in the Oven with the Lil' Twister Tool Rhonda Poyer

Create potholders and a decorated towel as you learn how to use the Lil' Twister tool. Once you have it mastered, you'll have fun creating your own designs from table runners to quilts. Tool, pattern, machine and rotary cutting skills required.

Sun. Mar. 10, 12:30-3:30 PM \$23

☀ Gum Drop or Pouf Pillow Denise Lentini

Make a comfy pillow or an ottoman for a dorm room or any casual living area. Choose just one fabric, or up to four, for a unique accent piece. Pattern and machine required.

Thurs. Apr. 4 and 11, 10 AM-1 PM \$45



Machine Quilting

♥ Intro to Machine Quilting Cyndi Slothower

So many quilt tops, so little time! Learn the basics of machine quilting, both straight line and free motion, then go home and finish some quilts!

Machine required.

Mon. Jan. 21, 5:30-9:30 PM \$30

♥☀ Free Motion Fundamentals Brynne Sigg

Learn the very basics of free motion quilting. Brynne will include tips on how to pick your back, batting and thread. The class will also cover the basics of setting your tension and which quilt patterns work for different quilts. We will be doing basic free motion stitching which will include Meandering and loops with different designs. A sewing machine in good working order is a must.

Thurs. Feb. 14, 1-4 PM \$23

☀ Beyond the Basics: Free Motion Quilting Brynne Sigg

Ready to do more than just meander free motion quilting? This class is for you. We will be quilting on practice sandwiches using a number of different free motion patterns. You need to have a basic knowledge of free motion quilting and should have taken a beginning quilting class previously. Machine required.

Thurs. Mar. 28, 1-4 PM \$23

Featherweight

♥☀ Care and Feeding of Your Featherweight Sharon Stroud

This is an essential class for all Featherweight owners. You will learn to clean and oil your machine, where to lubricate, how to do simple repairs and more. This is for the old black Singer Featherweight machines only.

Sat. Feb. 23, 1:30-4:30 PM \$23

E.A.T. CLUB (Exploring Advanced Techniques) is a group that meets monthly to share machine techniques. If you enjoy researching and trying new things with fabric and would like to share your work-in-progress and creative techniques, please come. Membership is free, but please call June at 257-0939 to register. Meets the third Monday of every month at Quilters Corner from 1-3 PM, except for February and March, when meetings will be from 3-5 PM.

Beautiful Bags

☀ The Journey Bag Edith Johnston

A larger version of the popular Izzy Bag, you will love the very functional and stylish "cross body" Journey Bag. It has lots of pockets, including a special padded pocket on the back for an iPad or other tablet. Pattern and machine required.

Thurs. Jan. 31, 10:30 AM-3:30 PM

\$38



♥☀ The Mighty Tote Kaye Tea

Are you thinking about jumping into bag making? Get started by taking this class! Kaye will walk you through the steps of making this fun and useful tote. Pattern will be provided and beginners are most welcome. Machine required.

Fri. Feb. 1, 12:30-4:30 PM

\$30

☀ Bali Bag Kristin Thompson

Sew your own roomy tote with 2 1/2" strips and cotton clothesline. It's strong, practical and beautiful. Both experienced beginners and advanced stitchers will find this fun to make. There's no rotary cutting if you use Bali Pops, Treat Strips or Jelly Rolls. Pattern and machine with zig zag capabilities required.

Fri. Feb. 22, 2-7 PM

\$38

☀ Izzy Bag Edith Johnston

Coordinate 4 of your fat quarters and spend five hours of your time to make this cute "cross body" bag. It is a little larger than most cross body bags with lots of style and plenty of pockets to keep you organized. Pattern and machine required.

Thurs. Mar. 14, 12:30-5:30 PM

\$38

☀ Bali Bag II Kaye Tea

This is a large, roomy tote made of stunning batik fabrics. It is constructed using a quilt-as-you-go method. It boasts 8 interior pockets and is perfect for shopping, knitting, gift giving or baby's things. Pattern and machine required.

Fri. Mar. 15 and 29, 1-4 PM

\$45

☀ Bow Tucks Tote Kaye Tea

This is a fun, stylish bag with many pockets. The ties on each side make it adjustable to fit your needs. Pattern and machine required.

Thurs. Mar. 21, 10:30 AM-4:30 PM

\$45

Machine Techniques and Embroidery

♥☀ Endless Embroidery Table Runner Merrie Wilent

Use your Endless Hoop to make a simple table runner with your Pfaff embroidery machine. You will learn how to align repeated embroidery patterns seamlessly, prep your fabric for an endless design, stitch with 30 weight variegated thread, assemble the runner and finish it with a decorative stitch. Most class members will leave with a completed project. Pfaff embroidery machine required. Students will receive a 20% discount on endless hoop purchased for class.

Wed. Feb. 20, 9 AM-3 PM

\$45

☀ Multiple Sewing Techniques Pillow Merrie Wilent

If you enjoy learning new sewing techniques with your Pfaff sewing machine, this class is for you. Use five feet: piping, welting, join & fold, 1/4" with a guide and invisible zipper. Create a new stitch to add a special look to one of the piping inserts with Stitch Creator. Put the tapering function to work as well to modify two decorative stitches. Owners of embroidery machines will use their hoop to stitch out a design they create. Most will leave with a completed project. You may reserve a Pfaff embroidery machine to use during this class. Pfaff machine with tapering and design creator required (2058, 2100 series, and Creatives).

Wed. Mar. 13 and 20, 9 AM-12:30 PM

\$53

♥☀ Cutwork Capris Merrie Wilent

Get ready for a special vacation this summer! Add an embroidered cutwork design to your capris. Special cutting needles inserted into your machine make the project super easy. Cutwork needle pack and embroidery machine required.

Wed. Apr. 24, 9 AM-12:30 PM

\$27

New Owner Classes

♥☀ PFAFF and Baby Lock Sewing Machine New Owner Classes

Quilters Corner is committed to helping you learn the features of your new computerized sewing machine. Second helpings are welcome and cheerfully served. Each session is FREE w/machine purchase from QC or \$125. If you do not see your model listed, please call for an appointment.

Baby Lock Melody, Elizabeth, Tempo, Sophia 2 and Ellure Plus Merrie Wilent

Wed. Jan. 30, 9 AM-12:30 PM OR

Sun. Mar. 10, 12-3:30 PM

Baby Lock Ellure Plus and Sophia 2 Embroidery Functions

Linda VanNederynen

Thurs. Feb. 14, 1-4 PM

Baby Lock Sergers, Self-Threading

Linda VanNederynen

Thurs. Mar. 7, 1-4 PM

Baby Lock Ellisimo, Ellageo, Unity and Crescendo (A and B) and Symphony and Crescendo (A only)

Linda VanNederynen

A. Basic Operation, learning icons, feet

Thurs. Feb. 21, 1-4 PM

B. Embroidery

Thurs. Feb. 28. 1-4 PM

PFAFF Expression 2.0, 3.0, 4.0, Creative 2.0, Ambition 1.0 and 1.5

Cyndi Slothower

Sun. Jan. 13, 12-4 PM OR

Mon. Apr. 15, 1:30-5:30 PM

PFAFF Creatives

Merrie Wilent

A. Basic Operation, learning icons, feet

Wed. Jan. 23, 9 AM-12:30 PM OR

Sun. Apr. 14, 9 AM-12:30 PM

B. Special Techniques

Wed. Feb. 13, 9 AM-12:30 PM OR

Sun. Apr. 28, 9:30 AM-1 PM

C. Embroidery and Precise Positioning

Wed. Feb. 27, 9 AM-12:30 PM OR

Sun. Apr. 28, 2-5:30 PM

5D Software

♥☀ 5D New Owners Training

Linda VanNederynen

5D Embroidery Extra owners: attend the first two sessions: \$150 or free with purchase.

5D Suite owners: attend four sessions to learn the basics of your software: \$250 or free with purchase.

A limited number of shop laptops will be available to share or bring your own to the training.

5D Lesson #1 and #2

Wed. Feb. 6 and 13, 9-11 AM

5D Lesson #3 and #4

Wed. Feb. 20 and 27, 9-11 AM

☀ 5D Software Club

Merrie Wilent

Anyone with 5D is welcome to join anytime to learn more about their software. A limited number of laptops are available to share during class.

Bring laptops only.

\$15 per session

Topics to be Announced

Thurs. Feb. 14, 9-11 AM

Fri. Mar. 8, 9-11 AM

Fri. Apr. 19, 9-11 AM

WHY BUY A SEWING MACHINE FROM QUILTERS CORNER?

We are here to help you learn to use your new machine to its fullest potential. A one hour new owner lesson is included with all machines. The computerized machines come with three to ten hours of classes, which may be repeated as many times as you need. Our training continues as long as you own your machine.

We are open seven days a week; all of us are experienced sewers. You may call any day with your questions, or come in for personal attention.

Our prices are great - always below list.

We have three authorized service and repair technicians in-house.

Sergers

Absolutely Beginning Class for Sergers

Nancy Crouch

This class is for anyone who has a serger and needs help from the very beginning: basic threading, inserting needles, checking tensions. Class size is kept small. Serger required.

Sun Jan. 27, 12:30-3:30 PM OR

Fri. Feb. 22, 10 AM-1 PM \$23

Make Friends With Your 4 Thread Serger

Nancy Crouch

Increase your four-thread serging skills: more threading, changing needles, stitch length and width, turning inside and outside corners, making circles, even a casing. Serger required.

Sun. Feb. 10, 12:30-3:30 PM OR

Fri. Mar. 1, 9 AM-12 PM \$23

More Serger Techniques

Nancy Crouch

Three and four thread serger users will learn rolled hems, flatlock, faux blanket stitch and more. Serger required.

Sun. Feb. 17, 12:30-3:30 PM OR

Fri. Mar. 1, 2-5 PM \$23

The Next Serger Steps

Nancy Crouch

A more advanced class covering such things as chain stitch, rolled hem, flatlock, cover stitch if your machine is able. Add some lace, create your own faux or real wired ribbon and more. We will also be using some different threads. Serger required.

Fri. Mar. 22, 2-5 PM \$23



Notions Keeper

Nancy Crouch

A class for cover stitch & chain stitch sergers. This Notions Keeper folds like a journal cover with a tie wrap. Inside there are lots of clear plastic pockets, a measuring tape and 2 pads to keep needles. Using chain and cover stitch along with 4-thread stitches, you can construct the entire Keeper. There will be a kit fee of \$5, payable to the teacher. Serger capable of cover stitch and chain stitch required.

Sun. Mar. 24, 12:30-3:30 PM

\$23



Our weekly email and our blog are full of tips, free patterns, recipes, and more. We sometimes run sales that are announced by email only. The article below is excerpted from an August, 2012 blog post.

When your sewing machine is giving you trouble, think TNT – Thread, Needle, Tension. Checking these three things in this order can help you resolve many issues on your own without having to bring your machine in for professional

TLC. At Quilters Corner, we have three certified sewing machine technicians, so we often get questions and phone calls from customers when their sewing machines aren't working properly. Our technicians and the folks at Quiltmaker magazine agree with TNT.

T is for Thread

If your sewing machine is jamming or you are experiencing uneven stitch tension, the top and/or bottom thread may not be threaded properly. Be sure the presser foot is raised when you thread the top thread. Raising the presser foot opens the tension disks, so you can get the thread into the thread path correctly. Completely re-threading both your top and bottom threads will often fix the problem. When you re-thread, take the spool all the way off the top spindle and pull the bobbin all the way out of the bobbin case, then start threading again from scratch.

You can find the rest of this post at <http://www.e-quilterscorner.com/blog/2012/8/> Don't miss out on the latest QC news and tips! Email quilters@e-quilterscorner.com and ask us to add you to our weekly email list. We'll never rent or sell your address.

Sew Many Quilts

☀ Crazy Curves

Rhonda Poyer

Take the fear out of sewing curves and sew them with only one pin! Learn to sew quarter circles cut from the Crazy Curves template. Turn the blocks to create half or whole circles or curving paths. Template, machine and rotary cutting skills required.

Sun. Jan. 27, 12:30-3:30 PM \$20

♥☀ Four Patch Posies

Cyndi Slothower

Make a gorgeous quilt using only one print for all the blocks! You will carefully line up repeats in the print, cut through four layers, turn the pieces and sew. This is an easy version of "stack and whack". Pattern, machine required.

Mon. Jan. 28, 10:30 AM-4:30 PM \$39

☀ Spiral Quilts

Gail Carman

For those who love paper piecing or want to refine your technique, this class will offer many possibilities. Select a template from the book, "Simply Amazing Spiral Quilts" by RaNae Merrill, and we'll choose fabrics and make your first block. The techniques learned will enable you to make your own designs in the future. Book and machine required.

Sat. Feb. 16, 9:30-11:30 AM and
Feb. 23, 9 AM-1 PM \$45

♥☀ Quilts Made Modern: Double Dutch

Valerie Leftwich

Val loves this pattern so much she has made several versions. There are only two blocks so piecing is easy. The trick in the column layout is to not place the same print next to itself. So use LOTS of prints! This is fast and fun and will be a favorite. Book, rotary cutting experience and machine required.

Sat. Mar. 16, 11:30 AM-4:30 PM \$38

♥☀ Flying Geese x 4

Rhonda Poyer

Make four flying geese blocks at one time with the Flying Geese x 4 ruler. No math, no waste, no triangles to cut! This ruler also makes half square and quarter square triangle units. Rotary cutting skills, machine and ruler required.

Sun. Feb. 24, 12:30-3:30 PM \$23

♥☀ Improvisational Piecing

Cyndi Slothower

Use up some of those scraps, bust your stress and remember what it's like to play! Bring a theme fabric and lots of scraps or fat quarters and Cyndi will help you loosen up. You'll leave with many blocks finished and a concept for the completion of your one-of-a-kind improv quilt. Machine required.

Mon. Mar. 4, 12-4 PM \$30

♥☀ My Best Friend

Debbie Butler-Miller

Capture your best friend forever in fabric! It's the only quilt where a stray dog or cat hair is a good thing. In session 1 you'll piece your portrait. In session 2, thread painting will bring it to life with dimension and shading. ***Photos of your furry friend must be submitted by March 3*** to allow Debbie to create your pattern. Machine required.

Sat. Mar. 9 and 23, 11 AM-4 PM \$75

☀ Studio with Debbie Butler-Miller

Get help from Debbie to work on your animal portrait from her "My Best Friend" class.

Sun. Apr. 14, 12-4 PM \$30

♥☀ One Block Wonder

Valerie Leftwich

Choose one great fabric and one block shape and make a one-of-a-kind quilt. There is no fussy cutting and the piecing is simple with no Y-seams. Bet you can't make just one! Book and machine required.

Sat. Apr. 6, 10:30 AM-4:30 PM \$45

☀ Diamonds

Cyndi Slothower

Learn to cut 60° diamonds, sew them in diagonal rows and inset side and corner triangles. In class we will be making a lap or baby quilt, but your new knowledge will apply to larger quilts as well. Machine required.

Fri. Apr. 26, 12:30-4:30 PM \$30

Is your machine heavy? Use a classroom machine for FREE! Reserve one when you sign up for a class.



518 W State St
Ithaca, NY 14850
M-F 10-6, Sat 10-5,
Sun 12-4
607•266•0850
www.e-quilterscorner.com

PRSR STD
U.S. POSTAGE
PAID
ITHACA, NY
PERMIT NO. 780



PFAFF®

PFAFF Creative
Sensation

PFAFF Creative
Performance

PFAFF Creative
4.0

PFAFF
Expression 3.0

PFAFF Select
4.0

Baby Lock
Ellageo Plus

Baby Lock Ellure
Plus

Baby Lock
Symphony

Baby Lock
Serenade

Baby Lock
Melody

Baby Lock
Evolution

Baby Lock
Imagine



SAVE up to **45%**

Begins January 2 on select models

Quantities are limited. Call 607-266-0850 now to
reserve yours.

