

518 W State (Martin Luther King Jr.) St  
607•266•0850

www.e-quilterscorner.com  
quilters@e-quilterscorner.com

## QUILTERS CORNER HIGHLIGHTS

**New Blocks-of-the-Month** starting in July  
(p 2)

**Sale on Baby Lock**  
floor models (p 7)

**PFAFF has a new  
travel machine!** (p 14)

**The latest** patterns,  
books, and notions  
(pp 3-6)

**Classes!** You can see  
class samples and sign  
up on our website. We  
have over 60 classes  
this session. (pp 9-15)

**Feliz Navidad party**  
Friday, August 9 (p 7)

**Row-by-Row** New York  
State shop hop (p 16)

**Your group is welcome**  
at Quilters Corner (p 16)

**July PFAFF specials** (p 9)

**Yes we do mail order!**  
Call us at 607-266-0850 or  
go to [www.e-quilterscorner.com](http://www.e-quilterscorner.com)

## Our Summer Block of the Week Civil War Anniversary Sampler

starts July 1

The Civil War touched the lives of almost every person living in the U.S. during the mid 1800s. While most women were not soldiers, they took over the farm duties of their husbands, and were put into service as nurses and spies. We've all heard about the brave women who disguised themselves as young men and went into battle. We know through the journals and diaries of these women that making quilts was a form of self expression. Quilts expressed political views, mourned fallen soldiers, were used as fund raisers, and, some believe, as signals for the Underground Railroad.

The Emancipation Proclamation of 1863 freed the slaves and began the slow ending of the Civil War. Commemorate the 150 year anniversary of this crucial period in our nation's history with this summer's **Civil War Anniversary Sampler**. This Quilters Corner exclusive, designed by Brynne Sigg, uses Jo Morton reproduction fabrics in creams, reds, and blues with a touch of gold. When all nine blocks are set on point and combined with the QC setting kit, they make an attractive wall hanging measuring 43" square. If you stitch an 8" block each week this summer, your top will be ready to put together by Labor Day.

**How does it work?** Just visit the shop each week and pick up the directions and fabric to make one block. We'll release a new block each Monday for nine weeks starting July 1. Each block will be \$6; however, if you pick up your block in the shop during the week it's released, you'll get a \$3 discount. The setting kit with binding and directions is available only by pre-order for \$32.00. Sign-up today to reserve your kits. Quantities are limited. Too far away to visit every week? Order the entire kit for \$86 (you'll get free shipping) and we will have it ready for you by the end of summer.



# BLOCKS OF THE MONTH

## IT'S A DOG'S LIFE WHIMSICAL APPLIQUE'

This charming 42"x46" quilt is designed with animal lovers in mind. Stitch dogs and cats playing together in the park. Use your favorite method of appliqué, a few simple embroidery stitches and easy piecing to complete this adorable quilt.

The program starts in July. The kits are \$33/month for four months; this price includes the patterns and all the fabric to make the quilt top plus the binding.

The complete set of patterns without the kits is \$56. Embroidery floss kits are available for \$7.50. Little heart embellishments, handmade by Kristin Thompson, are available for \$8.95.

Sign up for Kristin's hand embroidery class to learn all the stitches you need for this project.



## CALENDAR RUNNERS SEASONAL TABLE DECORATIONS

Set a fresh and festive table all year round with 12 seasonal table runners, place mats, and napkin patterns. These charming table decorations are so quick and easy to make, you'll want to show off a different one for every month of the year. Calendar Runners make great gifts for housewarmings, holidays, and other occasions. Runners are 20"x64" and the place mats are 12"x20". Our sample runners coordinate with Kim Schaefer's Calendar Quilts that we have on display in the shop.

The pattern pack includes full-size patterns for all 12 months and an instruction booklet for all 12 months, \$17.95. Kits including all the fabric to make the runner top plus binding are \$40/month. The kits are available singly, or sign up to guarantee you get them all.





## CHRISTMAS IS COMING

The sleigh bells are already ringing at Quilters Corner, and we've been as busy as elves making the holiday corner sparkle. Christmas fabric is blowing in and we've found some new seasonal books and patterns to help you celebrate.



**Ho Ho Ho Let It Snow** will warm your heart with whimsical snowmen and frosty snowflakes. With 23 projects there's something for everyone in this wonderful book.

**Modern Holiday** takes holiday sewing in a fresh new direction. Deck your halls with 18 sewing projects that include quilts, stockings, decorations and more.



**Pocket Long Stockings** will make you smile. Brighten the holiday season with these long, long, stockings (27") with three pockets on the outside! Fill the pockets with goodies to increase the fun. This pattern has the additional bonus of four video demos available online.

**Reindeer Holiday** has Nordic style reindeer prancing with holiday spirit. The wall quilt measures 28"x21"; the pattern also includes directions for a table runner and a pillow.



**More of My Runners** by Disa has 12 fun new runners from this talented Icelandic designer. You'll find designs to help you celebrate all seasons and occasions. Come see our sample of Joy in the Wood.



## NEW PATTERNS

Pincushions – every sewer needs at least one and not just the same old red tomato! Don't you think they should be fun as well as functional? Some of our new patterns include the adorable **Escargot** (snails have never been cuter – even your gardening friends will want one), and **Daffodils** for a little bit of spring beauty in your



sewing room. **Fresh Picked** includes patterns and instructions for an apple, a pear, a tomato and a strawberry; and **Pollo Loco** has totally crazy chickens and eggs. If you love the new mini-charm packs (2½" precut squares), **Morsel** is the pattern for you, with three different styles. To stuff your little pincushions we have crushed walnut shells in convenient 1½ lb bags. It is perfect to keep pins sharp and give pincushions some weight. Look for our display of all these charming collectible pincushions. You will fall in love with these cuties!

**Cloud Nine** is our latest pattern from Villa Rosa, creators of simple patterns on colorful small cards for only \$2. Our shop sample is made in soft and pretty florals. The finished size is 54"x70"; add a border for a larger quilt as we did. This quilt is fast and easy. Kits are available.



## MORE PATTERNS

**DittyRoo Bag** is our newest bag made by Kaye Tea, our bag expert. Some of the great design features include:

- A spacious exterior 'Roo-style' pocket is accessible from the right or the left-hand side. It's the *perfect* place for your keys, your phone, or anything else you need fast access to!
- Two interior pockets that are great for your wallet & other important items.
- Soft, cotton handles that are easy on the shoulder.



This bag looks great no matter where and how you fling it! And it works perfectly with either the PortaPockets or the Encore Purse Insert, if you want even more pockets! Come in and see our fabulous sample.

We have two new patterns from Pink Sand Beach. Designer Nancy Green's clear photo-illustrated directions will guide you step by step as you sew these bags.



The **Barbados Bag** measures 10"x10"x2"; it's loaded with pockets to make your trip to the islands or the grocery store easier.

The 13"x6"x3" **Cancun Clutch** has a front outside pocket and two inside pockets. It makes a great clutch purse or travel cosmetic bag.



All ages will love the **Zippity Bag**; it unzips to open flat so you can easily mail it as a gift. Five sizes are included in the pattern. It is a quick project with an easy way to insert the zipper. Edith has made two charming samples.



## NEW FABRIC

Lots of fun fabric is coming this summer. Look for roosters, dogs, cats, zebras, food and even fabric for nurses!

Our Christmas fabric is arriving. You'll find plenty of the classic Christmas from Hoffman and Robert Kaufman, as well as these lines: **First Noel, Christmas Peace, Not Even a Mouse, Merry Birds, Winter Wishes, Winter's Lane, and Joy.**



*Merry Birds*



*Savannah*

Jo Morton's entire new reproduction line, **Savannah** is coming.

The Australian aboriginal shelf is being restocked.

You'll love the richness of the **Kyoto** Japanese fabric.

Fans of modern fabric will enjoy **Simply Style, Little Things, Nature's Palette, Wish, World Tour, Wild Child** and **Collage,**



*Kyoto Gardens*



*Flight Patterns*

**Flight Patterns,** among many others. You'll find more flannel too; **Boundary Water, Wool Needle, and Dog Gone Cute** are on the way. We always offer you a steady supply of batiks and strive to keep the color wall balanced. This summer will bring lots of precut fabric collections from Moda and from Hoffman: 2½" strips, 5" squares, 10" squares, 2½" squares, and precut hexagons in batiks, Christmas, **French General** reds and tans, and bright collections as well.



*French General Josephine*

Stop in and get inspired!

## Don't miss out



on the latest Quilters Corner news and tips!

Email [quilters@e-quilterscorner.com](mailto:quilters@e-quilterscorner.com)  
Ask us to add you to our weekly email list.



## NEW BOOKS

Inspiration for the Civil War era quilts in **The Blue and the Gray** come from antique quilts. Using today's wonderful reproduction fabrics, the authors have created 18 striking, scrappy quilts. The color combinations are just lovely. This would be a nice addition to your Civil War book collection. Drop by and see our complete selection.




We have kits for **Busy Blocks** in boy colors and girl colors. Look for Kristin's **Beginner Baby Quilt** class on this quilt.

In **Modern Baby**, a bevy of talented quilting bloggers present appealing baby quilt designs for quilters of all levels. The diverse designs showcase bright, bold solids and modern fabrics – perfect for stimulating baby's senses. Choose from 14 small quilts that can be easily completed in time for the baby shower.

### Mixed Media Master Class

covers 50 or more techniques for use on fabric and/or paper. It is a great reference book for anyone wanting to expand their repertoire. It is accessible for beginners as there are step by step instructions accompanied by wonderful photography of works in progress as well as finished work.



Edyta Sitar does it again with **Seasonal Silhouettes**, bringing you beauty, inspiration and creative genius. She's designed 12 gorgeous blocks that take you through the seasons. Each features Edyta's beautiful silhouette appliqué designs. Use them individually to make small quilts or use one of Edyta's layouts to make a four-block wall hanging or a 12-block quilt. Laser cut fusible shapes for machine appliqué are available in kits that include the background fabric. Complete instructions for Edyta's raw-edge appliqué technique as well as full size patterns are included in this beautiful book.



Do you feel nervous about choosing colors for your quilts? In **Colorific**, Pam Dinndorf of Aardvark Quilts helps you step up to color confidence and break out of the drab quilt doldrums. Learn how to use the color wheel to select fabrics and how to start with a large group of fabrics and zero in quickly on the ones that look best together. Pam has included instructions for six new quilts in the book.

We love books and we know you do too!

## Quilters Corner Book Club Book Savings Program

- It's easy to sign up.
- It's free to join.
- Start a book club card that is kept at the shop.
- All full price, special order, discounted and sale books are included.
- When you buy six books, 10% of the total you spent will be applied to the purchase of your next book.

**For example:** You bought a sale book for \$10, three for \$24, another for \$30, and one for \$18. The total for all six books is \$130. You will receive a \$13 discount on the purchase of your seventh book! Then start a new card to collect more savings!

## Special order books and NEVER pay shipping fees!

We understand you have alternatives when it comes to buying quilt books. But did you know you can support your local quilt store when you special order most quilting and art related books and never pay shipping? Call us at 607-266-0850 or email [quilters@e-quilterscorner.com](mailto:quilters@e-quilterscorner.com). We'll order your book and contact you when it arrives.

## New Pineapple Trim Ruler

from Creative Grids

You won't believe how simple it is to create perfect 6"; 8"; or 10" finished Pineapple blocks with this new ruler! Your block will be perfectly square at each step. The embedded grippers hold fabric while cutting, making it so much easier to cut accurately. Ask for a demo next time you visit Quilters Corner.



## Olfa's new Splash!

Experience precision with pizazz!



- Vibrant aqua handle contoured for comfortable cutting.
- Integrated grooves at the head of the cutter help prevent finger slippage.
- Quick blade change feature.
- Lefty-friendly.
- Blade cover for additional safety.
- Includes and fits a standard 45mm blade.

## Fun & Done!

**Fun&Done! Quilting** is a fast and easy quilt-as-you-go technique. The quilting is completed as each block is constructed. Sew the blocks together, and you're done! Now that's fun! It's all done by machine, and the binding is the fastest technique that you've ever seen. 21 quilt designs using this technique are available.



*Criss-Cross*

## Even Better with the Batting Buddy

The **Batting Buddy** is an optional accessory designed to work with all Fun&Done! Quilting patterns. This pair of acrylic templates makes the technique even faster and easier. It is not a required item for the Fun&Done! technique; however, almost everyone who tries one loves it! The motto of Fun&Done! is "satisfy your need for speed". The Batting Buddy takes your project up to rocket speed! Please ask us to show you how this technique works next time you visit Quilters Corner.

## Kale Chips

*Here's a tasty answer to the question, "What can I do with all that kale I planted?" These chips are yummy, good for you, and easy to prepare.*



- 1 bunch (about 12-14 stems) of kale
- Olive oil
- Salt

Preheat oven to 350°. Wash, de-stem & dry your kale; tear it into bite-size pieces. Scatter on a large baking sheet. Drizzle with olive oil and sprinkle with salt. Bake for about 10 minutes or until the edges of the chips are slightly browned. Remove from the oven, cool and enjoy! Yes, it's that simple.



***You are Invited***

# Feliz Navidad Party

**Friday August 9, 4-7pm**

Bring your sombrero and wear your brightest summer colors!

Mexican Munchies

Margaritas

Non-alcoholic Punch

Christmas Fabric

2013 New Christmas samples: decorating & gifts

Free easy to make patterns

Demonstrations

Join the fun and get a head start on your holiday sewing with inspiring ideas at this popular summer party.

RSVP: 607-266-0850 OR

[quilters@e-quilterscorner.com](mailto:quilters@e-quilterscorner.com)

Receive a \$5 gift certificate to use at the party when you arrive.



## Floor Model Sale

Up to XX% off selected  
models!



**Ellisimo Gold** sewing & embroidery machine  
Over \$X,XXX off the MSRP

**Ellageo Plus** sewing & embroidery machine  
the MSRP (save XX%)

More savings on these floor models:

**Sophia 2 • Melody • Eclipse Serger • Crescendo**



# You can afford an embroidery machine!

July 1-8 – 60 month no interest financing for qualified buyers.



Own the **Pfaff Creative Sensation** for  
**only \$XXX a month!**

SAVE \$XXX with cash payment

- Pfaff's top of the line
- 350 built-in embroidery designs
- Unlimited embroidery fonts – use the fonts on your computer
- 14" x 13.75" embroidery area, three hoops included
- Create appliqués right in the machine
- Three free motion programs
- USB port for updates & design transfers
- Much more!

Take home a **Pfaff Creative 3.0** for  
**only \$XX a month!**

SAVE \$XXX with cash payment

- 157 built-in embroidery designs
- Unlimited embroidery fonts – use the fonts on your computer
- Big 8" x 10" hoop and 4 1/2" x 4 1/2" hoop
- Customize and combine embroidery designs directly on the screen, increase and decrease designs up to 20%
- Stitch Creator to edit built-in stitches
- Three free motion programs
- USB port for updates & design transfers

## 5D Suite SAVE \$XXX

July 1-15

Embroidery Software for *all machine brands*. Combine, edit, and create your own embroidery designs. Comes with over 700 embroidery designs, unlimited fonts, and tons of fun! Included: **free lessons** to help you get started. Buy with any machine and save **\$XXX**.

**IT'S COMING...**

## ANNUAL CLASSROOM MACHINE SALE

Save up to 35% on a Pfaff Expression 4.0 or a Baby Lock Symphony.

Interested? Contact us and we'll call you when they are ready for their new homes. 607-266-0850 or [quilters@e-quilterscorner.com](mailto:quilters@e-quilterscorner.com)

## ambition essential



- **IDT System** – Absolutely even fabric feed from both the top and bottom
- **Large sewing space**
- **Alphabets**
- **One Step Buttonhole**

**A computerized PFAFF for**

Special Offer Valid July 1-31, 2012

ONLY  
**\$599**



# Quilters Corner Classes for Summer

Come in and look at the teachers' samples in our classroom or look at them on our website. You can stop by the shop to register, pick up the phone, 607-266-0850, or sign up online at [www.e-quilterscorner.com](http://www.e-quilterscorner.com). We hope to see you soon!

Key: ♥ = great for beginners ☀ = daytime class

## Getting Started

### ♥☀ Beginner's Baby Quilt: Busy Blocks

**Kristin Thompson**

Learn the basics of quilting while you make a soft and simple baby quilt. You will learn basic quilting techniques in this extensive 10 hour class and have the skills to move on to bigger quilt projects. Machine and pattern required.

Mon. July 22 & Wed. July 24, 10 AM-3 PM \$75

### ♥☀ Learn to Sew

**Linda VanNederynen**

Master the basics of sewing and create beautiful items for yourself and your home. Learn how to operate and maintain a sewing machine. You will make a simple gift bag and a pillowcase. Then Linda will teach you to read clothing and home dec patterns and you will make a project of your choice using newly learned sewing skills. Let's sew! Machine required.

Thurs. Aug. 1, 8, 15 and 22, 9 AM-12 PM \$90

### ♥☀ Learn to Quilt

**Cyndi Slothower**

This class will take you through the whole quilt making process. We will learn to rotary cut squares and triangles, then sew blocks together into a top for a small quilt. Finally, we will baste, machine quilt and bind. Take the leap. You may never be the same! Machine required.

Mon. Aug. 12 and 19 10:30 AM-4:30 PM \$90

### ♥ Rotary Cutting 101

**Sharon Stroud**

This class is for everyone, beginners and up, who would like to know the correct way to rotary cut. We will cut strips, squares, half-square triangles, rectangles and more. Emphasis is on safety and accuracy. No project-just lots of practice cutting!

Tues. Aug. 20, 6:30-9:30 PM \$23

**Is your machine heavy? Use a classroom machine for FREE! Reserve one when you sign up for a class.**

### ♥☀ Make Your Own Class

**Cyndi Slothower**

Are you stuck on a sewing or quilting project? Would you like some dedicated time to sew with other like-minded folks? Bring whatever you wish to work on and Cyndi will be available to assist. Bring a bag meal or money for take-out food. We'll get a lot done and have fun too! Machines are available for your use.

Mon. July 1, 1-6 PM OR

Mon. Sept. 16, 4-9 PM \$38

### ♥ Basting Party and Dessert Potluck

**Cyndi Slothower**

Do you have a quilt top finished that you need to baste or sandwich in preparation for quilting? Bring it and a treat to share. Many hands make light work! We will baste one top per attendee, and more if there is time.

Mon. July 29, 5:30-8:30 PM \$23

### ♥ Creative Quilt Labeling

**Sharon Stroud**

Explore embellishing your own handwriting, as well as experimenting with simple flowers, vines and leaves. Students need to bring a .01 or .03 point Pigma pen in the color of their choice. All other materials will be furnished, including handouts and prepared fabric. This is a fun and eye-opening class--it leads to all kinds of creativity! The techniques learned can be translated into creative quilt labels, friendship or signature quilts and beautiful gifts.

Tues. July 23, 6:30-9:30 PM \$23

### ♥☀ Beginning Quiltmaking

**Cyndi Slothower**

A solid introduction to quilt making. Learn different techniques each session (rotary cutting, squares, triangles, stars) and make blocks for a sampler wall hanging or quilt. We will cover setting, basting, machine quilting and binding. Take the leap - you may never be the same! Machine required.

Mon. Sept. 30, Oct. 7, 14, 21, Nov. 4, 11 and 18  
9:30 AM-12:30 PM OR 5:30-8:30 PM \$158

# Advancing On

## ♥☀ Tri-Recs Tool

**Rhonda Poyer**

Turn strips into triangles and discover the easy way to make triangles within squares and rectangles with the Tri-Recs tool. This tool is also used in making our beautiful Taos Block of the Month. Tri-Recs Tool, machine and rotary cutting experience required.

Sun. July 14, 12:30-3:30 PM

\$23

## New Skills: Harder Blocks

**Cyndi Slothower**

Do you have basic skills as a quilt maker but want to take your piecing up a notch? This series is what you have asked for. Join Cyndi once a month as she leads you through the piecing of harder blocks. Each class stands alone. Machine required.

\$23/session

Tues. July 30, Sept. 10 and/or Oct. 8, 6-9 PM

## ♥☀ Flying Geese x 4

**Rhonda Poyer**

Make four flying geese blocks at one time with the Flying Geese x 4 ruler. No math, no waste, no triangles to cut! This ruler also makes half square and quarter square triangle units. Rotary cutting skills, machine and ruler required.

Sun. Aug. 11, 12:30-3:30 PM

\$23

## ♥☀ Intro to Machine Quilting

**Cyndi Slothower**

So many quilt tops, so little time! Learn the basics of machine quilting, both straight line and free motion, then go home and finish some quilts! Machine required.

Fri. Aug. 16, 12-4 PM

\$30

## ♥☀ Free Motion Fundamentals

**Brynne Sigg**

Learn the very basics of free motion quilting. Brynne will include tips on how to pick your back, batting and thread. The class will also cover the basics of setting your tension and which quilt patterns work for different quilts. We will be doing basic free motion stitching which will include meandering and loops with different designs. A sewing machine in good working order is a must.

Thurs. Sept. 5, 1-4 PM

\$23

## ☀♥ Intro to Machine Appliqué

**Kristin Thompson**

We will cover machine basics, how to choose the right threads, needles, fusible webs and stabilizers. Practice satin stitch, buttonhole stitch and more. Start with easy exercises and then begin a small quilt or wall hanging that uses your new skills. Machine with zigzag stitch required.

Thurs. Sept. 19, 1-5 PM

\$30

## ☀Stitcher's Garden– Block of the Month

**Kristin Thompson**

Create a beautiful quilt while learning more about your sewing machine and many different presser feet. Try out those decorative stitches you have always wanted to use with guided instruction and hands-on practice. Each month for 12 months explore a new technique like machine appliqué, couching, pintucking, candlewicking, even sewing on a button by machine. Open to all makes and models of sewing machines and you may join at any time. In September you will make Block # 1.

Sun. Sept. 22, Oct. 20, 12-4 PM

\$30/session

# Kids Sew

## ♥☀ Kids Sew A Pillowcase

**Deb Naftel**

Beginners will be introduced to use of sewing machines and practice a bit, then make a pillowcase with fabric of their own choosing. Machine required or sign up for free use of a classroom machine. Snack provided.

Thurs. Aug. 29, 1-4 PM

\$23

### CLASS POLICIES

- Payment must accompany class registration.
- You may withdraw from a class and receive a full refund up to one week before the class begins. After that time no refunds will be issued.
- We'll notify you and give a refund if we cancel a class.
- Be considerate of your teacher and other class members; please leave children and guests at home.
- We encourage you to make sure the class has the minimum enrollment before you purchase supplies.
- Sewing machines are available and free for class use; be sure to reserve one when you register.
- Remember to request your 10% discount when buying supplies for Quilters Corner classes.
- Please purchase supplies before class begins so you don't miss anything!
- If your class will be held outside of store hours, please use the back door near the parking lot. If it is locked, use the doorbell.



## Hand Work

## Terrific Totes

### ♥ First Tuesdays with Sharon Sharon Stroud

Spend an evening a month doing what you love best—hand work! Be it hand appliqué, piecing or quilting, this is dedicated time to work on your projects, whether you need help with something specific or just encouragement to finish. Join us for laughs, M&Ms, and lots of fun. \$23/session  
Tues. Aug. 6, Sept. 3, 6:30-9:30 PM

### ♥☀ A Dog's Life Kristin Thompson

This class is for anyone who would like to learn some simple embroidery stitches to do by hand. It focuses on the stitches used in our new adorable block of the month *A Dog's Life*, though the skills are appropriate for any number of projects. Great for beginners.  
Sat. Sept. 21, 1-4 PM \$23

### ♥☀ Intro to Hand Appliqué Kristin Thompson

Hand appliqué is wonderful to see, a pleasure to do, and it's portable! Imagine what you can accomplish with a take along appliqué project to keep your hands busy. Learn the techniques that will get you hooked. With Kristin's help you will learn while having lots of fun! Pattern required.  
Thurs. Sept. 26 and Oct. 10, 1-4 PM \$45

### ♥ Monthly Bliss 3 Sharon Stroud

Can one ever have too much bliss in their lives? Hand-piecers don't think so! Starting in October, you can join Sharon for Monthly Bliss 3 -18 new hand pieced blocks you wouldn't want to piece by machine. And fabric selection is so easy! To make the blocks, this one requires only a background plus three different colors! Never hand-pieced before? No worries--we'll be starting from the beginning to ease in those new to hand-piecing. Come on--be a Bliss-ter! Patterns provided.  
First Tuesdays 6:30-9:30 PM beginning October 1 for a total of 10 months.

\$280 includes patterns (can be paid in two installments)

**You can sign up online!**  
**www.e-quilterscorner.com**

### ♥☀ The Mighty Tote Kaye Tea

Are you thinking about jumping into bag making? Get started by taking this class! Kaye will walk you through the steps of making this fun and useful tote. Pattern will be provided and beginners are most welcome. Machine required.

Thurs. July 18, 10:30 AM-2:30 PM

\$30



### ☀ Izzy Bag or The Journey Bag Edith Johnston

Choose to make either the popular Izzy Bag or a larger version, the Journey Bag. You will love these very functional and stylish "cross body" bags with lots of pockets. The Izzy Bag is compact, while the Journey Bag includes a special padded pocket on the back for an iPad or other tablet. Pattern and machine required.  
Sun. July 21, 9 AM-3:30 PM \$49

### ♥☀ Laminated Cloth Tote Bag Valerie Leftwich

Make a fun waterproof bag for swimming, a carry-on bag or a bag just to haul all your stuff. It's so easy, you will complete a bag in class, then want to make more! Machine required.  
Thurs. Aug. 1, 10 AM-12 PM \$15

### ♥☀ Laminated Cloth Zippered Pouch Valerie Leftwich

Make two different pouches in one class! These are so cute and so practical that you will want to make many more. Machine required.  
Thurs. Aug. 1, 1-3 PM \$15

### ☀ Sonoma Swing Bag Edith Johnston

The Sonoma Swing Bag is another cute little cross body bag that would make a great gift for yourself or a friend. It is quick and easy using 2½" strips. I'll show you a great way to sew the zipper. Pattern and machine required.  
Thurs. Aug. 22, 1-5 PM \$30

## Gifts & Fun Things

### ♥☀ Popcorn Bowl Kristin Thompson

A fun, big and beautiful bowl that uses precut 2 1/2" fabric strips, a little sewing and simple crochet. No experience necessary. Pattern required.  
Sat. July 13, 11 AM-5 PM \$45

### ♥☀ Locker Hook Rug Rhonda Poyer

Make a colorful cotton rug in your choice of tones and patterns. Use your "oops" or leftover fabrics, filling in with new finds as well. The perfect portable project evolves as you add colors. This class will get you started with all you need to know. It may be hard to stop! Machine required.

Sat. July 27, 10 AM-1:30 PM \$27

### ♥☀ Three Gifts in Three Hours Edith Johnston

Ready, set, go for the holidays! We will make a small zippered pouch, a quick pot holder, and a small tissue pack holder in our 3 hours of sewing. You may even get more than the 3 made in class. Machine required. Instructions are provided.

Thurs. Aug. 8, 1-4 PM \$23

## Machine Embroidery

### ♥☀ Encore Table Runner Merrie Wilent

This class is perfect for those interested in or new to embroidery. Or, if you are curious about sewing machine software or haven't touched your 4D or 5D for awhile, this class will review some of the basics. First you will design your own unique kaleidoscope shapes. In the afternoon you will review proper hooping technique, stabilizers and learn tips for a great result as you stitch out a few of the beautiful designs you created. An instruction sheet to incorporate your designs into a table runner will be included. See Flying Geese class, Aug. 11 for help in putting it all together.

Fri. July 19, 9 AM-2 PM \$38

## Art Techniques

### ♥☀ Thread Painting Debbie Butler-Miller

Learn to "paint" with your needle! Debbie will supply two "practice sandwiches" with designs transferred. After explanation and demonstration of her thread painting technique, you will practice, practice, practice! Machine required.  
Sat. July 27, 2-5 PM \$23

### ♥☀ My Best Friend Debbie Butler-Miller

Capture your best friend forever in fabric! It's the only quilt where a stray dog or cat hair is a good thing. In session 1 you'll piece your portrait. In session 2, thread painting will bring it to life with dimension and shading.



***Photos of your furry friend must be emailed to Debbie by Aug. 1*** to allow her to create your pattern. Machine required.

Sun. Aug. 18 and 25, 11 AM-4 PM \$75

### ☀ Studio with Debbie Butler-Miller

Get help from Debbie to work on your animal portrait from her "My Best Friend" class.

Sun. Sept. 8, 12-4 PM \$30

E.A.T. CLUB (Exploring Advanced Techniques) is a group that meets monthly to share machine techniques. If you enjoy researching and trying new things with fabric and would like to share your work in progress and creative techniques, please come. Membership is free, but please call June to register at 607-257-0939. Meets the third Monday of every month at Quilters Corner from 1-3 PM, except in August when it will be on the first Monday.



## New Owner Classes

### ♥☀ PFAFF and Baby Lock Sewing Machine New Owner Classes

*We are committed to helping you learn the features of your new computerized sewing machine. Second helpings are welcome and cheerfully served. Each session is FREE w/machine purchase from QC or \$125. If you do not see your model listed, please call for an appointment.*

#### Baby Lock Melody, Elizabeth, Tempo, Sophia 2 and Ellure Plus Pat Miller

Fri. Aug. 16, 12-4 PM

#### Baby Lock Ellure Plus and Sophia 2 Embroidery Functions Linda VanNederynen

Thurs. July 11, 12:30-3:30 PM

#### Baby Lock Sergers, Self-Threading Linda VanNederynen

Thurs. July 11, 9 AM-12 PM

#### Baby Lock Ellisimo, Ellageo, Unity (A and B) Symphony and Crescendo (A only) Linda VanNederynen

##### A. Basic Operation, learning icons, feet

Fri. Aug. 2, 9 AM-12 PM

##### B. Embroidery

Fri. Aug. 2, 1-4 PM

#### PFAFF Expression 2.0, 3.0, 4.0, Creative 2.0, Ambition 1.0 and 1.5

##### Cyndi Slothower

Sun. July 28, 12:30-4:30 PM OR

Mon. Sept. 9, 12:30--4:30 PM

#### PFAFF Creatives

##### Merrie Wilent or Gail Carman

##### A. Basic Operation, learning icons, feet

Fri. Sept. 13, 1-4:30 PM

##### B. Special Techniques

Fri. July 12, 9 AM-12:30 PM OR

Fri. Sept. 20, 1-4:30 PM

##### C. Embroidery and Precise Positioning

Fri. July 12, 1-4:30 PM OR

Fri. Oct. 11, 1-4:30 PM

## 5D Software

### ♥☀ 5D New Owners Training

#### Linda VanNederynen

5D Embroidery Extra owners: attend the first two sessions: \$150 or free with purchase.

5D Suite owners: attend four sessions to learn the basics of your software: \$250 or free with purchase.

A limited number of shop laptops are available to share or bring your own to the training.

#### 5D Lesson #1 and #2

Tues. Aug. 6 and 13, 9-11 AM

#### 5D Lesson #3 and #4

Tues. Aug. 20 and Sept. 3, 9-11 AM

### ☀ 5D Encore and Stitch Out

#### Merrie Wilent

See Encore Table Runner in Machine Embroidery section

### ☀ 5D Software Club

#### Merrie Wilent

Anyone with 5D is welcome to join anytime to learn more about their software. A limited number of laptops are available to share during class. Bring laptops only. \$15 per session

**Creating Endless Designs** using built in shapes in Extra

Fri. July 26, 9-11 AM

**Create a Candlemat** using Suite/Professional

Fri. Aug. 9, 9-11 AM

## Featherweight

### ♥☀ Care and Feeding of Your Featherweight Sharon Stroud

This is an essential class for all Featherweight owners. You will learn to clean and oil your machine, where to lubricate, how to do simple repairs and more. This is for the old black Singer Featherweight machines only.

Fri. Aug. 2, 1-4 PM OR

Tues. Aug. 27, 6:30-9:30 PM

\$23



# Sergers

## ♥☀ **Absolutely Beginning Class for Sergers** **Nancy Crouch**

This class is for anyone who has a serger and needs help from the very beginning: basic threading, inserting needles, checking tensions. Class size is kept small. Serger required.  
Sat. Aug. 3, 1-4 PM \$23

## ♥☀ **Make Friends With Your 4 Thread Serger** **Nancy Crouch**

Increase your four-thread serging skills: more threading, changing needles, stitch length and width, turning inside and outside corners, making circles, even a casing. Serger required.  
Sat. Aug. 17, 10 AM-1 PM \$23

## ♥☀ **More Serger Techniques** **Nancy Crouch**

Three and four thread serger users will learn rolled hems, flatlock, faux blanket stitch and more. Serger required.  
Sat. Aug. 17, 2-5 PM \$23



## ☀ **The Next Serger Steps** **Nancy Crouch**

A more advanced class covering such things as chain stitch, rolled hem, flatlock, cover stitch if your machine is able. Add some lace, create your own faux or real wired ribbon and more. We will also be using some different threads. Serger required.  
Fri. Aug. 23, 10 AM-1 PM \$23

## ☀ **Play With Serger Feet** **Nancy Crouch**

This hands-on class will give you confidence with some of the specialty feet in the Baby Lock Accessory Feet Packages including the Lace, Ruffling, Blindhem, Beading, Cording and Elastic feet. Serger and specialty feet required.  
Sat. Aug. 24, 10 AM-4:30 PM \$49

## ☀ **Cover Stitch and Chain Stitch** **Nancy Crouch**

This class is for Cover Stitch & Chain Stitch Serger machines ONLY. Learn to use these stitches, while creating more than just a seam.  
Fri. Aug. 23, 2-5 PM \$23

## Take me to class



## *PFAFF Passport*

This perfect lightweight machine has Pfaff's original built-in walking foot.

More reasons why you have to have one:

Weights only 13.9 pounds

Needle down

Handy compact design

70 stitches, 7mm wide

Hard case included

Sews with or without a foot control

Dual LED lights

Accepts most Pfaff feet

Variable speed control

Order yours today and receive a FREE Perfect Piecer Accessory Package, including an extension table, a quarter inch foot and more (\$199 value)

### **Sew 'n' Sews:**

#### **Open sewing time at Quilters Corner!**

Tuesdays and Wednesdays from 12-4.

Machines are available and the irons are on.

Reserve a space by the day, 266-0850

It's FREE!



# Sew Many Quilts

## ♥☀ One Block Wonder

**Valerie Leftwich**

Choose one great fabric and one block shape and make a one-of-a-kind quilt. There is no fussy cutting and the piecing is simple with no Y-seams. Bet you can't make just one! Book and machine required.

Sat. July 20, 10:30 AM-4:30 PM \$45

## ♥☀ 10-Minute Blocks

**Rhonda Poyer**

Five squares + three seams = 1 large block with a diamond center! You'll be able to stitch any size quilt with this 10-minute technique. You will have hardly anything to cut when you use charm squares or layer cakes. Booklet, rotary cutting skills and machine required.

Sun. July 28, 12:30-3:30 PM \$23

## ♥☀ Smokin'

**Sharon Stroud**

A skill-building beginner workshop that teaches rotary cutting, chain-piecing, matching corners, and how to measure and attach borders that will lay flat. This project is not strip-pieced. The 50 x 59-inch top requires just three fabrics--once you learn the techniques, these make great gifts. Warning: These quilts are addicting--every time you see three cool fabrics together you think "Smokin' quilt!". Sewing machine required.

Mon. July 29, 10:30 AM-5 PM \$49

## ☀ Spiral Quilts

**Gail Carman**

This class is perfect for those who love paper piecing or want to refine your technique. Select a template from the book, "Simply Amazing Spiral Quilts" by RaNae Merrill, and we'll choose fabrics and make your first block. The techniques learned will enable you to make your own designs in the future. Book and machine required.

Sat. Aug. 3, 10:30 AM-12:30 PM and  
Sat. Aug 10, 10:30 AM-2:30 PM \$45

**Use a Pfaff or Baby Lock classroom machine for FREE! Reserve one when you sign up for a class.**

## ♥ Bullseye: Raw Edge Circles

**Cyndi Slothower**

Come and play! Here is a really fun technique for making whimsical curves that will make your quilt lively. The piecing is simple and beginners are welcome. Machine required.

Tues. Aug. 13, 6-8 PM \$15

## ♥☀ Squared Away

**Edith Johnston**

Squared Away is a great quilt for either gender with its strong graphic appeal. You will get a great start to piecing a lap size quilt top in class. Basic rotary cutting and piecing skills are needed. Pattern and machine required.

Sun. Aug. 18, 9:30 AM-3:30 PM \$45

## ♥☀ Morning Glory Charmer

**Sjoukje Schipstra**

Have you been tempted by those beautiful charm packs but wondered what you would do with them? This original 56" square design was a result of Sjoukje asking the same thing. She loves to "Cut once, sew twice" and came up with an easy way to make both the center and the ribbon blocks in one go. Two charm packs give enough left-overs for a bonus "Bricks-and-Blocks" quilt. Machine required.

Fri. Sept. 6, 10:30 AM-4:30 PM \$45



## ♥☀ Ups and Downs

**Sjoukje Schipstra**

Ups and Downs (or Life As We Know It) is a great stress buster, because the sewing is so easy. Great as a scrap quilt, or in batiks, but would also be wonderful as a two-color quilt. The blocks can be set in many different ways to create different looks.

Approximate size: 83"x100". Machine required.  
Sat. Sept. 14, 10:30 AM-4:30 PM \$45



## ♥☀ Four Patch Posies

**Cyndi Slothower**

Make a gorgeous quilt using only one print for all the blocks! You will carefully line up repeats in the print, cut through four layers, choose your favorite kaleidoscope and sew. This is an easy version of "stack and whack". Pattern and machine required.

Mon. Sept. 23, 10:30 AM-4:30 PM \$45



518 W State St  
Ithaca, NY 14850  
M-F 10-6, Sat 10-5, Sun 12-4  
607•266•0850  
[www.e-quilterscorner.com](http://www.e-quilterscorner.com)

PRSRT STD  
U.S. POSTAGE  
PAID  
ITHACA, NY  
PERMIT NO. 780



This is the easiest shop hop ever! No need to sign up or buy a passport; just start hopping! Visit any participating shop between July 1st and Labor Day, September 2 and collect a free pattern for one row in a **Fairs and Festivals** quilt.

A prize of 25 fat quarters will be awarded by each shop to the first person to bring a completed quilt using at least eight rows into their store. Each shop will offer a **BONUS PRIZE** if that winning quilt includes that shop's row in its design. If you are the first person to bring your finished quilt into Quilters Corner and you include our Apple Harvest Festival row in your quilt, you will not only receive the 25 fat quarters, but a \$20 gift certificate to Quilters Corner, as well!

You can view the rows of participating shops at <https://www.facebook.com/NYSRowbyRow>

Pennsylvania now has its own row-by-row summer hop: <https://www.facebook.com/PARowbyRow>



**We'll be closed**  
July 4  
Labor Day, September 2

*Did you know?*

## Quilters Corner welcomes groups



What you can expect:

- Open early to accommodate your schedule
- Goodie bags for everyone
- Light snacks provided
- Clean bathrooms
- Cold water to fill your water bottles
- Extra staff on hand to provide assistance
- Demonstrations provided upon request

Give us a call to schedule an outing your group will talk about for a long time:  
607-266-0850.

The minimum group size is ten.