

518 W State (Martin Luther King Jr.) St
607•266•0850

www.e-quilterscorner.com
quilters@e-quilterscorner.com

QUILTERS CORNER HIGHLIGHTS

Blocks-of-the-Month
(pp 2 & 3)

Strip Beads block-of-the-week starts Monday, June 26 (p 3)

The latest patterns, books, notions, and fabric (pp 4-5)

Classes! You can see class samples and sign up on our website. We have over 70 classes this session. (pp 8-15)

Texture Workshop with Marsha Kirsch Thursday, April 20 (p 6)

Serge-A-Thon Saturday, April 29 (p 6)

Feliz Navidad Friday, July 7, 3-6 (p 7)

Anita Goodesign Embroidery Party
Thursday & Friday, June 8 & 9 (p 16)

Charity Sewing Tuesday mornings (p 7)

New York State Row by Row runs June 21 - September 5 (p 6)

We'll Be Closed:
Memorial Day, May 29;
Independence Day, July 4;
Labor Day, September 4.

Dreaming of Spring

In the northeastern United States we begin dreaming of spring during the cold, raw harsh months of February and March. Although March 20th is the first day of spring, Mother Nature often has other plans for us and we are forced to keep dreaming of this elusive season. By the time you are reading this, we hope she has invited spring to honor us with warmth and plenty of sunshine. In any case, we have a breath of spring for you. During the winter months we have been planning some fun events, ordering beautiful fabric, selecting books and patterns, stitching new samples, and developing exciting new classes to share with you.

Bees have been buzzing their way into several designers collections of late. They really catch the eye of Linda, who became a beekeeper several years ago. Look for Deb Strain's **Bee Inspired** and Carrie Bloomston's **Dreamer** at Quilters Corner.



*Queen Bee quilt
designed by Kerry
Goulder using Carrie
Bloomston's **Dreamer**
fabric line*

Quilters Corner Welcomes Aurifil Thread!

As we enter our 22nd year, we continue our commitment to bringing you the best that the sewing and quilting world has to offer. If you are passionate about your thread, chances are you are a fan of Aurifil, a superior quality, Italian made thread. Italy is a world leader in the production of bed linens, bath towels, and high fashion. In 1983, two school friends, Angelo Gregotti and Adolfo Veronelli, established Aurifil. Their vision was to source the best Egyptian cotton and create machine embroidery thread to supply this industry with the finest products on the market. When a second generation joined the company, they realized that quilters were natural customers for Aurifil.

We just ordered 252 colors of 50 weight cotton thread in large, 1,422 yard spools. You will find that the thread is finer than other brands, so the spools hold more and the price per yard is comparable to what you are accustomed to. We hope you'll be pleased with it.



CONTINUING BLOCK OF THE MONTH

ANIMAL ADVENTURE



Machine embroidery enthusiasts, this is for you! **Animal Adventure** by Anita Goodesign is adorable. Our wall hanging is 31" x 38" with 10 different animals.

The **Animal Adventure** collection includes a 150+ page full color tutorial book and a multiple-format design CD with 15 different animals, 8 different quilt blocks and 9 different embroidery designs per animal – that's 250+ designs in all. With so many designs and options, you will be able to make the wall hanging as well as embroider these lovable animals onto anything from a onesie to a t-shirt, a bib to an apron, a diaper bag to a backpack - the ideas are endless!

The **Animal Adventure** collection is \$250. Kits are \$9/month and include all the fabric for the animals, the background, sashing, and binding. A thread pack of all ten colors of embroidery thread needed is \$45. This ten-month program started in October and continues through July. Sign up today!

SUMMER

BLOCK OF THE WEEK



Strip Beads is this summer's weekly program designed exclusively for Quilters Corner by Brynne Sigg. This 70" x 82" quilt is geared for a confident beginner and beyond. Jewel tones are always a favorite here at Quilters Corner, so we dove into the batiks and pulled the prettiest jewels we could find. Starting Monday, June 26th, you will receive four 2-½" strips every week for nine weeks. The 36 strips, along with background and border fabric, will make this wonderful quilt. Choose whether you prefer to use one fabric for the background or a variety of lights. We have a limited supply of 2-½" batik strip packs available for purchase that will work for the background. Several different layouts are given in the directions of your Strip Beads pattern as well as ideas for alternate borders to make this quilt sing with your own personality and style.

How does it work? Each week just visit the shop to pick up your strips. We'll release a new set each Monday for nine weeks starting June 26th. Each weekly pack of strips will be \$4. However if you* pick up your strips in the shop the week they are released, you will get a \$2 discount for that week. What a deal! Call or stop in today to sign up. Supplies are limited.

*You personally – sending a friend or family member in to pick up your strips doesn't count. You may sign up for more than one set of strips, but the discount will not apply to the additional sets.

NEW STUFF

Cats N' Dogs is a little wonky, but that's what makes it super cute. The critters are paper-pieced with 3D ears on one dog, button eyes, and simple embroidery. We have a fabric kit that also includes the buttons and perle cotton needed for the eyes, noses, and little facial details.



Hat maker Gill Stratton's children would not wear sun hats, so she found some fabulous fabrics, let them choose their favorites, and designed

some for them that they were happy to wear. Her lovely little book, **Children's Sun Hats**, has 20 fun hat patterns for boys, girls, and babies. All templates are provided, with step-by-step instructions and patterns that use recycled jeans and cargo shorts!



What little girl doesn't love to put on a pretty skirt and dance and twirl? **Twirly Girly Skirt** is sure to please, is very easy to make, and would be great with two or multiple fabrics. The instructions are for sizes

3mo -10yrs; you can make a matching skirt for your child's 18" doll. Check out our selection of children's clothing patterns. We have lots of cute designs.

Here are four new patterns that our wonderful bag makers at Quilters Corner are raving about:



The **Dancing Diamonds Gem Bag**, by designer Bethany Miller, was made by Kaye. We just love the look of this bag. The construction is quite simple using the custom interfacing template included in the pattern. We bet you will want to make more than one of this handsome bag so we have extra Dancing Diamonds Templates. Look for Kaye's class.

Amy made the **Twisted Knitting Bag** which features front panel twisted pintucks, pleather handles, and maybe best of all, easy assembly. We carry the handles in dark and light brown, black, and red. The pattern doesn't call for a closure but Amy added a hidden magnetic snap. Great idea and easy to install.



The Makers Tote is a carry-all with a modern spin, fashioned after the classic doctor's bag. It has a secure top zipper, exterior zip pockets, and many interior storage pockets that will keep everything in its place and organized for on-the-go people. Pat chose

durable denim for our sample and added some lovely machine embroidery to brighten up the outer pocket. Instructions are included for a large or small bag.

Open Wide! is a handy zippered bag in three sizes that open wide for easy access to all your supplies. Edith made the large size for our sample.



Yes!

WE DO MAIL ORDER.


www.e-quilterscorner.com

607-266-0850

MORE NEW STUFF



From the California hills to the coast of Maine, Lupine is one of America's largest and most beloved flower groups, both in the wild and in gardens. There are over 200 wild species of lupine, most of which are native to the Americas. If, like Miss Rumphius of Barbara Cooney's children's classic, you want to make the world more beautiful, you'll love the **Bloomin Lupine** pattern by Wildfire Designs Alaska. This 17" x 41" wall hanging or table runner is suitable for an advanced beginner. We have a kit available.



Modern Mingle is a multi size quilt pattern offering endless outcomes. Use two fabrics, two hundred, or something in between. It looks great with or without the border. It easily adapts to a brand-new fabric collection or you can dive into stash-busting mode. Cyndi made our sample using our extensive collection of neutral colors and Japanese taupes. A kit is available to make a 72" x 84" quilt like our sample.

This colorful playful pup has a modern attitude! At 53" x 64", **Mod Dog** is a nice wall hanging size or a fun lap quilt for dog lovers. The doggies may be done with a slash and sew fusible appliqué technique with multiple fabrics or easy one fabric appliqué. Our sample uses a variety of Kaffe Fassett Collective prints and an assortment of grey prints for the scrappy side borders. We have kits available.



Coming soon – Aurifil 50 weight cotton thread. To make room,

CLOSEOUT SALE on
50 weight Presencia cotton thread

25% off,

**buy 5 spools or more to
get 35% off!**
while supplies last

**Saturday, May 13
10-3**

OH BABY!!!

will feature hands on sewing with our Baby Lock sewing, embroidery, and serger machines. Participate in a round robin of demos and make & takes. Plan to join us on this fun filled day.

An Adventure in Texture

with

Marsha Kirsch

Thursday, April 20



Greatly loved for her enthusiasm and lively presentations, Marsha elicits fantastic results, both from the masterful technical skills she teaches and the inspiration that sewers take away from her events. She imparts an empowered "can do" attitude towards advanced machines and new software, opening up wide doors to creativity, fun,

and sewing excitement. When executing a pattern or design, she finds unique ways to give it an individualized creative touch, especially through embellishment.

Join us for this fun day-long event as we explore new ways to add interest to your sewing creations with the creative sensation™ pro II. Work with our elite PFAFF® Educator to learn new techniques for applying texture to fabric by using a variety of feet to create eye-catching projects. Come spend the day with us and make a project to take home with you.

The registration fee is \$150 Your project kit, lunch, and snacks are included. Participants will receive special pricing on Pfaff creative sensation™ pro II.

**Mention this ad for
1/2 price registration!**



ROW BY ROW Statewide Summer-long Shop Hop



This is the easiest shop hop ever: no need to sign up or buy a passport, just start hopping! Visit any participating shop between June 21 and September 5 and collect a free pattern for one row in a Row by Row On the Go quilt.

This summer there are participating shops in all 50 states and in Canada, so plan your summer travels accordingly!

A prize of 25 fat quarters will be awarded by each participating shop to the first person to bring a completed quilt using at least eight different rows into their store on or before October 31, 2015. Each shop will offer a BONUS PRIZE if that winning quilt includes that shop's row in its design. If you are the first person to bring your finished quilt into Quilters Corner and you've included our row in your quilt, you will not only receive the 25 fat quarters, but a \$25 gift certificate to Quilters Corner as well!



We supply the kits, you do the stitching, we donate!

Make a free pillowcase on an easy-to-use Baby Lock serger during the Serge-A-Thon on April 29 and we'll donate it to help someone in need.

Best of all, anyone visiting Quilters Corner on April 29 can enter to win one of three Baby Lock Ovation Sergers with a Madeira Aerolock Serger Thread Box.

Call (607)266-0850 to sign up.

SEW GIVERS

CHARITY SEWING AT QUILTERS CORNER

A friendly group has been meeting weekly at Quilters Corner to sew charity projects together. This winter they have been making mittens for area schools and quilts for the Red Cross. Their next project is aprons for FoodNet. The **Sew Givers** meet from 10 - noon on Tuesday mornings. They welcome your participation!



*Tuesday morning charity sewing –
it's fun to sew with other people!*

FABRIC NEEDED

The **Sew Givers** have sewn so many pillowcases, mittens, cancer caps, tote bags, quilts, placemats, ... that they are running out of fabric! They can use good quality cotton and cotton blend fabric of all weights (pieces of at least 1/4 yard please) and fleece. Please think of them next time you clean up your sewing area.



The Sew Givers donated 30 quilts to the Red Cross!

You are Invited

Feliz Navidad Party

Friday July 7, 3-6pm

Bring your sombrero and wear your brightest summer colors!

Mexican Munchies

Margaritas

Non-alcoholic Punch

Christmas Fabric

New Christmas samples: decorating & gifts

Free easy-to-make patterns

Demonstrations

Join the fun and get a head start on your holiday sewing with inspiring ideas at this popular summer party.

RSVP: 607-266-0850 OR

quilters@e-quilterscorner.com



Quilters Corner Classes Summer 2017

Come in and look at the teachers' samples in our classroom or view them on our website. You can stop by the shop to register, pick up the phone, 607-266-0850, or see classes online at www.e-quilterscorner.com. We hope to see you soon!

Key: ♥ = great for beginners ☀ = daytime class

Getting Started

♥☀ Absolutely Beginning Sewing Machine Operation Linda VanNederynen

Start with turning on a sewing machine, threading, winding a bobbin, attaching feet and accessories. Maintenance, adjusting tension, selecting stitches, and stitching them out will also be covered. If you don't have a sewing machine or might want a new one, use one of ours to help you decide.

Thurs. July 6, 9 AM-12 PM

\$23

♥☀ Sewing School 101 Linda VanNederynen

Join the fun - step into the world of sewing. You will gain useful sewing skills and learn techniques as you make several projects. Fabric choices for clothing, home décor, quilting, and crafting projects will be covered. Learn to select the proper tools and supplies for your sewing projects. Projects include: Carry All Clutch, Table Runner/Topper, Apron, Pillow with Zipper, and Lined Drawstring Bag. Sewing machine and book required.

Wed. May 3, 10, 17 and 24, 6-9 PM OR

Thurs. May 4, 11, 18 and 25, 9 AM-12 PM

\$90

♥☀ Learn to Quilt Cyndi Slothower

This class will take you through the basics of making a quilt: rotary cutting squares and triangles, creating a variety of blocks, then playing with layouts and sewing a top for a small quilt. Finally, we will baste, machine quilt, and bind. All sewing can be done in class. Machine required, but you may use one of ours!

Mon. June 5, 12, 19, 26, July 10 and 17

Choose 9:30 AM-12:30 PM or 6-9 PM

\$135



♥ Basting Cyndi Slothower

Do you have a quilt top finished that you need to baste or sandwich in preparation for quilting? Many hands make light work! Learn to baste in a frame, one top each, and more if there is time.

Thurs. May 11, 6-9 PM

\$23

♥☀ Creative Quilt Labeling Sharon Stroud

Learn to embellish your own handwriting and experiment with inking simple flowers, vines, and leaves. The techniques learned can be translated into creative quilt labels, friendship or signature quilts, and beautiful gifts.

Thurs. June 1, 1-4 PM

\$23



♥☀ Color Confidence Kaye Tea

Learn about color and fabric "personality"! Kaye will broaden your color experience and stretch your imagination. You will learn about value and how to create beautiful color combinations for quilts.

Sun. June 11, 1-3:30 PM

\$19

♥☀ Easy Appliqué Kristin Thompson

This class is for anyone who is terrified of the "A" word but would love to learn to appliqué. It's a foolproof preparation method that can then be stitched down by hand or machine. Without needle turning, it is guaranteed to give you that wonderful turned edge look of hand appliqué.

Sat. Aug. 26, 10 AM-1 PM

\$23

♥☀ Borders and Binding Basics Sheila Meehan

Finish quilts with great looking borders and bindings. Learn to frame your quilts with borders that do not get "wavy". Sheila will teach you to make bias and straight grain bindings, mitered and curved corners. Binding by hand and with a machine will be covered. Machine required.

Wed. July 5, 12-3 PM

\$23

Use a classroom machine for FREE!
Reserve one when you sign up.

Ithaca Modern Quilt Guild

Meetings are the first Sunday of every month
from 1 to 3 PM at Quilters Corner.
All are welcome. Bring show and tell!

Advancing Skills

Machine Quilting

☀ **Stitcher's Garden**

Kristin Thompson

Create a beautiful quilt while learning more about your sewing machine and many different presser feet. Try out many decorative stitches with guided instruction and hands-on practice. Each month explore new techniques like machine appliqué, couching, pin tucking, sewing on a button by machine, and candlewicking. Open to all makes and models of sewing machines. Each class stands alone. \$30/session
Sun. May 28, July 30, Aug. 20, 12-4 PM



♥ **Intro to Machine Appliqué**

Kristin Thompson

We will cover machine basics, how to choose the right threads, needles, fusible webs, and stabilizers. Practice satin stitch, buttonhole stitch, and more. Start with easy exercises and then begin a small quilt or wall hanging that uses your new skills. Machine with zigzag stitch required.
Wed. June 7, 5-9 PM \$30



♥ **Fusible Appliqué Picture with Fabric**

Cyndi Slothower

Intricate shapes can be cut from fabric to make animals, trees, flowers, whatever you please. Choose your favorite pattern using fusible appliqué, and Cyndi will show you how easy it is to trace, cut, and iron your way to a stunning wall hanging. Then learn how to put the layers of your quilt together and machine appliqué and quilt them at once. Pattern and machine required.
Thurs. June 22, 6-9 PM \$23



♥☀ **Intro to Foundation Paper Piecing**

Linda VanNederyn

Do sharp points and exact corners elude you? Paper piecing makes it easy to be extremely accurate even when sewing tiny pieces. You need only know how to sew on a line to create a sampler wall hanging. Book and machine required.
Thurs. June 29, 9 AM-12 PM \$23



♥☀ **Intro to Machine Quilting**

Cyndi Slothower

Learn the basics of machine quilting, both with a walking foot and free motion. Master some simple designs that are beginner-friendly so you can finish your quilts with confidence. Machine required.
Mon. May 8, 12-4 PM \$30

♥☀ **Free Motion Basics**


Karen Miller

Learn to free motion quilt on your domestic sewing machine. We'll cover basting, batting options, needle and thread choices, and tension. Discuss, draw and stitch: echo, swirls, pebbles, loops, and paisley. Machine required, extension table recommended.
Thurs. Aug. 10, 1:30-5:30 PM \$30

♥☀ **Getting Started with Westalee Rulers**

Linda VanNederyn

Learn to properly attach the free motion ruler foot to your machine, and to move the fabric while the foot hugs the edge of the ruler. You'll practice with several ruler/templates, and you will soon be creating beautiful designs! Machine, foot, and rulers required.
Fri. June 16, 9 AM-12 PM \$23



☀ **Advancing On with Westalee Rulers**

Karen Miller

Ruler work takes your free motion quilting to new heights! If you can attach your ruler foot to your machine, put it in free motion setting and have a sampler set of Westalee rulers, come practice in class with Karen's expert guidance. Machine, foot, and rulers required.
Mon. Aug. 28, 1:30-5:30 PM \$30



♥☀ **Quilt as Desired** **Lecture/Demo with Angie Roux,** **long-arm quilter,** **of [Quilting by Proxy](#)**

You finish a quilt top, and then you read those three little words: Quilt as Desired. Angie will lead you through a series of steps to determine the best quilting designs based on the top itself and your skill level & equipment. Lecture includes demo of the Baby Lock Coronet and brainstorming of ideas for a few students' quilts. Space is limited.
Sat. June 10. 1:30--4:30 PM \$23



Hand Work

♥☀ Hand Work Studio with Sharon Stroud

Take time to work on your hand appliqué, piecing, or quilting projects. Get help with something specific or just encouragement to finish. Join us for laughs, M&Ms, and lots of fun.

Tues. May 2, June 6, July 11, Aug. 1, 6:30-9:30 PM


Wed. May 31, July 26, 1-4 PM \$23/session



♥☀ Hand Piecing: Coffins Sharon Stroud

Learn to cut, mark, and hand piece these unusual shapes. You will also learn how to do set-in seams. A perfect on-the-go project. Come find your Bliss! Template fee required.

Wed. June 21, 1-4 PM \$23



♥☀ Intro to English Paper Piecing: Hexagons Linda VanNederynen

Learn the basic techniques of English Paper Piecing, and the delight and Zen of handwork. We will explore the many classic, modern, and trendy possibilities of using hexies. You will create a flower hexie to turn into a trivet, expand into a placemat or a larger piece. A perfect portable project.

Thurs. June 22, 9 AM-12 PM \$23



♥☀ Intro to Hand Embroidery Pat Miller

Join Pat for an afternoon learning some basic hand embroidery stitches. It's such fun and so portable!

Sun. June 25, 1-3 PM \$15

♥☀ Big Stitch Quilting and Hemstitch Binding Cyndi Slothower

Learn a quick and easy hand quilting stitch, then a hand embroidery stitch that will make binding your quilts lots of fun. Stitch on your own quilt in progress or make a small wall hanging in class.

Wed. July 12, 9-11 AM \$15



♥☀ Intro to Hand Appliqué Kristin Thompson

Hand appliqué is wonderful to see, a pleasure to do, and it's portable! Learn the techniques for invisible needleturn appliqué and the tricks for mastering all the basic shapes. Kristin will have you hooked.

Thurs. Aug. 24 and 31, 1-4 PM \$45



♥ Hand Quilting Without a Hoop Sharon Stroud

Whether you want to learn to quilt or just improve your quilting stitch, learn a unique way to quilt (not stab stitch) without poking your finger underneath and without a hoop or frame. Basting, marking methods, thread, and batting are also covered. Fee includes a pre-basted quilt sandwich. Roxanne thimbles may be purchased at a 15% discount for this class.

Mon. July 24, 10 AM- 4:30 PM \$49



Serger Fun

♥☀ Absolutely Beginning Class for Sergers Nancy Crouch

This class is for anyone who has a serger and needs help from the very beginning: basic threading, inserting needles, adjusting tension. Class size is kept small. Serger required.

Thurs. July 13, 9:30 AM-12:30 PM \$25



♥☀ Make Friends With Your 4 Thread Serger Nancy Crouch

Increase your four-thread serging skills: more threading, changing needles, stitch length and width, turning inside and outside corners, making circles, even a casing. Serger required.

Thurs. July 20, 9:30 AM-12:30 PM \$23

♥☀ More Serger Techniques Nancy Crouch

Learn rolled hems, flatlock, faux blanket stitch, and more. 3 or 4 thread serger required.

Thurs. Aug. 10, 9:30 AM-12:30 PM \$23

♥☀ Gifts to Make on Your Serger Nancy Crouch

Using your serger, make a pair of pajama pants with elastic and a zippered flat bottom storage tote. Basic serging skills required. Bring your serger or use one of ours to learn new skills.

Thurs. Aug. 17, 9:30 AM-12:30 PM \$23

☀ Play With Serger Feet Nancy Crouch

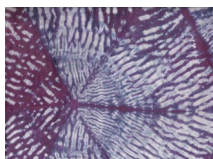
This hands-on class will give you confidence with some of the specialty feet in the Baby Lock Accessory Feet Packages including the Lace, Ruffling, Blindhem, Beading, Cording, and Elastic feet. Serger and specialty feet required.

Mon. Aug. 14, 10 AM-4:30 PM \$49

Summer FUN!

Shibori Stitch Resist Sampler I: Dye To Go Maureen Jakobson

Stitch resist is a traditional method to resist dye or reserve white/light areas when dyeing. Traditional Japanese Shibori methods will be covered including gathered stitches, design, and color considerations. Examples of hand-dyed Shibori Cloth samplers and fabric pieces will be available, as well as images from traditional and contemporary Shibori work. Stitch resist samplers will be completed in class. Each participant will receive premixed dye and fixative "to go" with complete instructions for home dyeing. Several methods of drafting patterns to stitch will be demonstrated, and the tools needed will be available to try. Supply fee of \$5 to be given to the teacher during class.



Thurs. May 25, June 1 and 15, 6-9 PM \$68

☀ Creative Uses for Decorative Stitches Sally Sumner

Come learn to do cool things with the built-in decorative stitches on your sewing machine. Explore a variety of techniques useful for creating greeting cards, art quilts, mixed media, and more. Suitable for intermediate and advanced students. Machine required.

Sat. June 17, 10 AM-2 PM \$30

♥☀ Fabric Greeting Cards Sally Sumner

Looking for a quick project that uses your scraps? This class is for you! Greeting cards are fun, creative, and a great way to explore new stitches and techniques. Machine required. Supply fee of \$5 payable to the instructor in class.

Wed. June 28, 9:30 AM-12:30 PM \$23



♥☀ Christmas Card Holder Beth Bowen

Here's a new way to display your holiday cards. Turn flying geese blocks into trees in only five minutes per block! This will look lovely hanging on your wall with or without cards. Book, rotary cutting skills, and sewing machine required.

Sat. Aug. 26, 1:30-4:30 PM \$23



♥☀ Smokin' Staycation Sharon Stroud

A smokin' staycation is just about the most fun you can have and still be home each night! We will sew all day Saturday, then leave everything in place and begin again at noon on Sunday. We will be making Sharon's popular Smokin' quilt top. Just three fabrics--easy peasy. Rotary cutting, machine piecing, pressing, chocolate, laughter--BEST staycation ever! Space is limited. Machine required.

Sat. July 8, 10:30 AM-4:30 PM and
Sun. July 9, 12-3:30 PM

\$72



♥☀ Tuffet Workshop Kristin Thompson

Everyone needs a tuffet! Make this one-of-a-kind piece of fine upholstered furniture as an accent for your own home or for a great gift. In this two-session workshop, you will sew a tuffet cover and build the upholstered foundation. There will be some sewing required between sessions. Basic sewing skills, pattern, tuffet upholstery kit, and sewing machine required.

Wed. Aug. 23, 9:30 AM-4:30 PM and
Sun. Aug. 27, 9:30 AM-1 PM

\$79



Foundation Paper Piecing

Precision without stress! Learn to sew on a paper foundation to achieve perfection, and make a masterpiece with ease. See Intro to Paper Piecing under Advancing On if you are new to this technique.

♥☀ Impatiens Julie Burger

Beginners Welcome! This is a GREAT place to start if you have never sewn a Judy Niemeyer foundation paper pieced project before. Taught by Certified Instructor, Julie Burger, you will learn the basic Judy Niemeyer pattern techniques and skills including cutting techniques, the language in the pattern, organization, how to paper piece, and how to sew a curved "S" seam. The pattern includes enough papers for four flowers.

Sat. June 3, 10:30 AM - 4:30 PM and
Sat. June 10, 9:30 AM-12:30 PM

\$75



Sign up for a class online!
www.e-quilterscorner.com

New Owner Classes

♥☀ PFAFF and Baby Lock Sewing Machine New Owner Classes

We are committed to helping you learn the features of your new computerized sewing machine. Second helpings are welcome and cheerfully served. Each session is FREE with machine purchase from QC or \$125. If you do not see your model listed, please call for an appointment.

Baby Lock Presto, Soprano, Accord, and Sophia 2: Basic Functions - Pat

Wed. June 21, 10:30 AM-12:30 PM

Baby Lock Accord and Sophia 2 Embroidery Functions - Pat

Wed. Aug. 2, 10:30 AM-12:30 PM

Baby Lock Sergers, All Self-Threading - Edith A. Basic Operation, Learning Icons, Basic Feet

Fri. May 19, 1-4 PM

Ovation, Evolution, and Enlighten also take: B. Specialty Feet and Special Techniques

Fri. June 2, 1-4 PM

Baby Lock Ellisimo, Unity, Aventura (A, B and C) Symphony, and Crescendo (A and B only) - Edith

A. Basic Operation, Learning Icons, Basic Feet

Fri. July 14, 1-4 PM

B. Special Techniques

Fri. Aug. 4, 1-4 PM

C. Embroidery

Fri. Aug. 18, 1-4 PM

PFAFF Ambition and Expression - Cyndi

Mon. May 15, 9 AM-1 PM OR

Sun. July 16, 12:30-4:30 PM

PFAFF Creative 1.5 - Edith

Machine Operation, Accessories, Embroidery

By appointment

PFAFF Performance and Creative - Edith

A. Basic Operation, Learning Icons, Basic Feet

Mon. June 5, 1-4 PM

B. Special Techniques

Mon. June 12, 1-4 PM

C. Embroidery and Precise Positioning

Mon. June 26, 1-4 PM

Baby Lock Destiny - Linda

By appointment



Premier Plus Software

♥☀ Premier Plus New Owners Training - Linda By appointment

♥☀ Premier Plus and 6D Embroidery Software School Merrie Wilent

Software lessons for beginners focusing on the basic module - Extra. Each stand-alone session will focus on a different technique that is included in Extra. Bring laptop, cord, and dongle.

\$15 per session

Fri. May 12, 3-5 PM

Fri. June 2, 3-5 PM

Fri. Aug. 18, 3-5 PM

☀ Software Club

Merrie Wilent

Anyone with Premier Plus Ultra, 6D Premier, or 6D Professional versions is welcome to join anytime for software continuing education. You'll explore many techniques and modules in our Software Club. A full color handout is provided so you can practice what you learn at home. Bring laptops, power cord, and dongle only.

\$19 per session

Fri. May 26, 3-5:30 PM

Fri. June 16, 3-5:30 PM

Fri. Aug. 25, 3-5:30 PM

Featherweight

♥☀ Care and Feeding of Your Featherweight Sharon Stroud

An essential class for all owners of old black Singer Featherweights. You will learn to clean and oil your machine, where to lubricate, how to do simple repairs, and more. Machine required.

Fri. July 21, 12:30-4:30 PM

\$30



Destiny Club

☀ Linda VanNederynen

Destiny owners can join Linda once a month to expand your knowledge and skills regarding the endless features of this amazing machine. Project and techniques will be covered.

Fri. May 12, 9 AM-12 PM

\$23/session

Terrific Totes

Gem Bag

Kaye Tea

The Gem Bag is a stunning tote made from 3" strips and a Dancing Diamonds Interfacing Template (included with the pattern) which remains in the bag. Silver grommets add strength in the handles and beauty to the bag. Pattern, 60 degree ruler, and machine required.

Thurs. June 22 and July 13, 1-5 PM

\$60



Mesh Beach/ Market Tote

Kaye Tea

This bag is fast and easy. It's made of colorful mesh for the body and coordinating fabric for the band and pockets. A new technique with a sassy look! Pattern and machine required.

Fri. June 23, 1-5 PM

\$30



Sew Together Bag

Ellen Burlew

Learn to make this extremely functional bag that can be used for sewing notions to go, for makeup, or to carry in your tote as a "grab-and-go" for a quick trip to shop. It holds an amazing amount! Pattern and machine required.

Sat. July 22, 10 AM-3 PM

\$38



Tupelo Tag Alongs

Ellen Burlew

Fill these pouches with all your essentials: make-up, charging cords, notions, etc. Finger holds on either side leave your hands free. Optional inside pockets. Pattern and machine required.

Sat. Aug. 5, 12-4 PM

\$30



Spice Market Tote

Kaye Tea

Amy Butler says of all the bags she has designed, this is the bag she uses everyday. It is pretty, user-friendly, and sturdy. It features great inside pockets and wide, comfy straps. Pattern and machine required.

Wed. Aug. 30, 10 AM-4 PM

\$45



Wearables

Bondi Top

Linda Van Nederynen

Beginner sewers can create this flattering wardrobe staple that perfectly pairs equally with skinny jeans or a skirt. It features a curved hem that is slightly longer in the back and a contrast back yoke. Pattern and machine required.

Fri. May 19, 9 AM-1 PM

\$30



Night Garden PJ Set

Linda Van Nederynen

Suitable for the beginner sewer, the wide-leg pants feature a satin ribbon tie, pockets, and a contrast cuff. Pair them with the simple, adjustable strap, camisole. Perfect in flannel or quilting weight cottons. Pattern and machine required.

Thurs. June 15, 9 AM- 3 PM

\$45



Bucket Hat

Kaye Tea

Create an adorable bucket hat for a special child. Construction is quick and easy, with a reversible design. Choose coordinating fabrics to match your child's personality. Pattern given in class. Machine required.

Thurs. June 29, 1-5 PM

\$30



CLASS POLICIES

- Payment must accompany class registration.
- You may withdraw from a class and receive a full refund up to one week before the class begins. After that time, no refunds will be issued.
- We'll notify you and give a refund if we cancel a class.
- Be considerate of your teacher and other class members; please leave children and guests at home.
- We encourage you to make sure the class has the minimum enrollment before you purchase supplies.
- Sewing machines are available and free for class use; be sure to reserve one when you register.
- Remember to request your 10% discount when buying supplies for Quilters Corner classes.
- Please purchase supplies before class begins so you don't miss anything!
- If your class will be held outside of store hours, please use the back door near the parking lot. If it is locked, use the doorbell.

Sew Many Quilts!

☀️ T-Shirt Quilt Brynne Sigg

Have you wanted to make a T-Shirt quilt but haven't known how to get started or are just overwhelmed by the thought? Brynne's new pattern and this class will take you through the basics of design and math to make that someone special a T-Shirt quilt. Pattern is required but will be free to those in the class. The first class will focus on design and measurements. The second class is focused on sewing the top together. Pattern and sewing machine required.

Thurs. May 11 and 18, 1-4 PM

\$45



♥️☀️ Pieced Animals by Elizabeth Hartman Sheila Meehan

Elizabeth Hartman continues to design delightful pieced animal patterns. You may choose Fancy Fox, Allie Owl, Hazel Hedgehog, Frances Firefly, Sleepy Sloth, or more! Sheila will show you how to piece them with simple straight and diagonal seams—no templates or paper piecing is involved! Pattern and machine required.

Wed. May 17, 1-5 PM

\$30



♥️☀️ French Roses Valerie Leftwich

Sewing French Roses is so easy and so much fun that we encourage beginners to try it. The edges are raw to "bloom" when washed. Enjoy playing with fabric and watch your garden grow! Pattern and machine required.

Wed. June 7, 12-4 PM

\$30



Diamonds Cyndi Slothower

Learn to cut 60° diamonds, sew them in diagonal rows, and inset side and corner triangles. You will make a lap or baby quilt. Machine required.

Tues. June 13, 6-9 PM

\$23



♥️☀️ One Block Wonder Valerie Leftwich

Choose one great fabric and one block shape and make a one-of-a-kind quilt. No fussy cutting and no set-in seams. Book and machine required.

Sat. June 24, 10 AM-4 PM

\$45



♥️☀️ Blooming Color Quilt Cyndi Slothower

One fabric flows right into the next, creating a fabulous color symphony. If you have basic rotary cutting experience, you can make your very own quilt that blooms! Pattern and machine required.

Fri. July 14, 10 AM-4 PM

\$45



♥️☀️ The 1600 Quilt Pat Miller

Choose a scrumptious pack of pre-cut 2 1/2" strips, grab your sewing machine, and get set to sew! End to end, the strips measure 1600 inches long; before you know it, you will have a lap sized quilt top. Pat will give you many ideas for variations. Machine required.

Sun. July 16, 12:30-3:30 PM

\$23




♥️☀️ Disappearing Four Patch Quilt Edith Johnston

Enjoy a quick project to use charm packs or some favorite fabrics. This technique class will have you well on your way to completing a small quilt top or the start of a larger one. With basic piecing and quick rotary cutting, it will look like you did very intricate piecing. Machine required.

Sat. Aug. 12, 10 AM-3 PM

\$38



♥️☀️ String Quilt: Diamonds Carol Reeves

String quilts are wonderful for scraps or a favorite pack of strips. Sewing on a mesh foundation produces beautiful results without the worry of precision piecing. Book and machine required.

Thurs. July 20, 1-4 PM

\$23



☀️ Hattie's Dresden Cathy Kinder

Learn Cathy's tips for this modern take on a traditional favorite. Pattern, ruler, and machine required.

Sun. July 23, 12-4 PM

\$30



♥️☀️ Pineapple Quilt Sheila Meehan

It's easy and fun to make a beautiful scrappy pineapple quilt. When your block is complete, you square it up! Use that beautiful tower of fat quarters that you have been afraid to cut into! Pattern and machine required.

Fri. July 28, 1-5 PM

\$30



Art Quilt Techniques

♥☀ Fabric Collage Quilt Valerie Leftwich


A giraffe, an elephant, an owl, a fox! Choose a fabric collage quilt pattern from Laura Heine, and Valerie will help you bring it to life! This is easy enough for a beginner. Pattern and machine required.
Fri. May 5, 10 AM-4 PM OR
Thurs. Aug. 3, 10 AM-4 PM



\$45

♥☀ Random Acts of Piecing (Improv Piecing) Ruth White

Learn to piece with the improvisational approach used by the Gee's Bend quilters and adapted by quilt luminaries such as Nancy Crow and Ricky Timms. We'll cut free form strips and curves to create your own unique quilt top. Possible finishing techniques will be discussed. Machine required.
Sat. July 1, 10 AM-12 PM and July 15, 12-4 PM



\$45

☀ Radiant Landscapes Julianna Lower

Create tiled landscape quilts in the style of Gloria Loughman. Tiles add color, texture, and drama to a landscape quilt. Learn to adapt a landscape photograph to a unique art quilt. The first class will feature design elements such as light, contrast, color, depth, and elements to include in the piece. The second class will be the execution of that vision. Please read Radiant Landscapes by Gloria Loughman prior to coming to class. Book and machine required.
Sat. July 1 and 29, 1-4 PM



\$45

Make Your Own Class

♥☀ Make Your Own Class Cyndi Slothower

Are you stuck on a quilting or sewing project? Dedicate some time to sew with other like-minded folks. Bring whatever you wish to work on, and Cyndi will assist.
Fri. June 30, 12-5 PM OR
Mon. Aug. 7, 12-5 PM



\$38

Embroidery

♥☀ **Anita Goodesign** is an embroidery design company bringing fun and creativity to home embroidery. Join us for hands-on embroidery classes to make projects and learn new techniques. Embroidery machine required - all makes and models are invited. If you don't have one, use ours!

Included with the classes are:

- A full-color tutorial book.
- A multiformatted design CD with many projects and tutorials.
- Anita Goodesign products at special pricing.

May project: a travel or sewing accessory bag with a clear vinyl front, constructed in a hoop

May: Thurs. 25th or Fri. 26th, 9 AM-12 PM

Design CD \$30, and monthly kit \$8, are required, payable when registering for class.

Class fee \$23

**Look for our AnitaGoodesign Event
Thursday and Friday, June 8 and 9**

Projects for July and August to be announced

July: Thurs. 27th or Fri. 28th, 9 AM-12 PM

Aug: Thurs. 24th or Fri. 25th, 9 AM-12 PM

Quarterly design CD \$30 and monthly kits \$8, are required, payable when registering for class. Class fee \$23 per month.

EPP Club

We are so excited to invite you to attend this group and share in learning the diverse designs, styles, and techniques which English Paper Piecing offers. There is no charge to participate. At each gathering, Linda and Kristin will share with you what is trending in the world of "EPP." Share your tips, findings, and bring a show & tell. We will demonstrate the latest tools and gadgets available as well as techniques in basting, sewing, layout and design. Bring your latest project. If you are new to EPP, you are welcome to come and see what it is all about. (Also consider the class Intro to English Paper Piecing: Hexagons under Hand Work)
Wed. May 31, June 28, July 26, Aug. 23, 6-8 PM



E.A.T. CLUB (Exploring Advanced Techniques) is a group that meets monthly to share machine techniques. If you enjoy researching and trying new things with fabric and would like to share your work in progress and creative techniques, please come. Membership is free, but please call June to register at 607-257-0939. Meets the third Monday of every month at Quilters Corner from 1-3 PM.



PRSR STD
U.S. POSTAGE
PAID
ITHACA, NY
PERMIT NO. 780

518 W State/MLK St
Ithaca, NY 14850
M-F 10-6, Sat 10-5,
Sun 12-4
607•266•0850
www.e-quilterscorner.com

Don't miss out on the latest QC news and tips! Get great coupons and find out about sales.

Email to quilters@e-quilterscorner.com and ask us to add you to our weekly email list. We'll never rent or sell your address.



June 8 & 9

Explore & embroider from the past 100 years!

We'll be exploring and embroidering styles and techniques from the past 100 years. During the event you'll get to choose the projects you sew out from the different decades and even choose the educational topics you want to learn about.

Come explore with us as we all remember when!

For attending, you'll receive:

- A printed tutorial book with step-by-step instructions!
- A design CD containing multiple designs for each project!
- Special Pricing on our products!
- Sneak peeks of the new collections!
- Hands-on learning and fun!

Space is limited - sign up today!

Did you know?

Quilters Corner welcomes groups



What you can expect:

- Open early to accommodate your schedule
- Goodie bags for everyone
- Light snacks provided
- Extra staff on hand to provide assistance
- Demonstrations provided upon request

Give us a call to see what dates are available for an outing your group will talk about for a long time:
(607)266-0850.

The minimum group size is ten.