


518 W State (Martin Luther King Jr.) St  
607•266•0850

[www.e-quilterscorner.com](http://www.e-quilterscorner.com)  
[quilters@e-quilterscorner.com](mailto:quilters@e-quilterscorner.com)

## Why Sergers?

This past April was National Serger month. We realized that not everyone knows what a serger is and why they might want one. You may think of the serger as the machine that will overcast the edge of fabric, but they can do so much more!



A serger is a specialized sewing machine, sometimes referred to as an overlock machine. It will generally use 4 threads and 2 needles; some sergers can use up to 8 threads. It makes a more professional and durable seam than a standard sewing machine, especially for fabrics that have stretch. If you look at the seams of your t-shirts, those are serged. The seam doesn't pop apart when the fabric stretches, and the threads lock around the seam allowance to prevent

fraying. Sergers stitch very fast which is great for home dec where we are often sewing really long seams. A serger is not a stand-alone machine – it can't replace a standard sewing machine in every situation.

Here at Quilters Corner we have zeroed in on the best serger available to the consumer at the best price. We carry and promote Baby Lock sergers. Not all sergers are the same, and our customers agree – once you use a Baby Lock serger there's no going back. The Baby Lock brand, headquartered in St. Louis, Missouri, was the first to bring the home serger to the market, and continues to lead the industry. Only Baby Lock sergers let you thread your lower loopers with the push of a button, eliminate tension dials, and offer up to 87 stitch combinations! Plus, Baby Lock sergers have a less than 1% failure rate meaning you can depend on your serger for beautiful results time and again.

As always, with the purchase of any machine at Quilters Corner you will receive a private lesson at the time of purchase of your serger or sewing machine. Plus, you will receive unlimited free training for the lifetime of your machine. We support your continued machine education with classes and special events. Programs like Serger University and Serger Savvy with national educators Sue Kostroski and Joan Friedrich from Baby Lock provide our customers access to the experts in the industry.


Call or stop in today to take a test drive and discover for yourself the possibilities of a serger!



Air  
Threading

VS.

Their  
Threading



baby lock

FOR THE LOVE OF SEWING

*Accept No Substitutes*

# BLOCK-OF-THE-MONTH CABIN BY THE LAKE

FROM BRYNNE SIGG



**Cabin By The Lake** is an original design from our own Brynne Sigg. This beautiful quilt showcases blue skies, purple mountains, green trees, running water, and fall leaves. A lovely red cabin is nestled in the middle of this appealing scene. **Cabin By The Lake** is 68" x 92" and will be perfect for a twin bed, hanging on that large blank wall, or draped over your couch ready for the time when the house is just a little too cool and a nap is on your agenda. This ten month program is a great deal at \$24.98 per month; best of all, the pattern is included in each month's kit. It started in February; we still have a few kits left, so sign up today to build your Cabin By The Lake.

# SUMMER WEEKLY PROGRAM TEN IN TEN

STARTS MONDAY, JUNE 20TH, 2016



We've pulled together a lovely palette of greens, browns, reds, golds, and blues to help you take the warmth of summer into fall. Starting Monday, June 20th, each week you will receive four 10" squares. The last two weeks include one extra square for a total of 42 squares. The squares, along with background and border fabrics that you add, will make two lap or one queen quilt.

**How does it work?** Each week just visit the shop to pick up your squares. We'll release a new set of squares each Monday for ten weeks starting June 20th. Each weekly pack of squares will be \$4. However if you\* pick up your squares in the shop the week they are released, you will get a \$2 discount for that week. What a deal! Call or stop in today to sign up. Supplies are limited. The first week you will receive two free patterns along with your squares. Our sample, **Double Sliced Up**, is from the booklet **Another Slice** by Creek Side Stitches (\$13.) We are offering a 10% discount on the booklet for program participants. The booklet has four different patterns that use 10" squares so you have even more options.

*\*You personally – sending a friend or family member in to pick up your squares doesn't count. You may sign up for more than one set of squares, but the discount will not apply to the additional sets.*



## Congratulations, Brynne!



Many of you know Brynne Sigg as a friendly and knowledgeable quilting expert who has helped you choose fabrics for your project or taught you how to free motion

quilt. She tried to retire a few years ago, but for Brynne, that just meant a change in jobs! Her latest endeavor focuses on her talent for pattern writing. She has been writing for the shop for many years, designing many of our memorable block-of-the-month quilts, and just recently formed her pattern company, **Royal Quilt Designs**.

Her latest design, **Clamshell Tessellation**, uses the Quick Curve Ruler to create a traditional clamshell shape. The sample is a fusion of Australian, batiks, and an assortment of other rich prints on a scrappy black background. Kits are available for a 73" x 94", twin size quilt.



One of the features we appreciate when looking at new quilt patterns for the shop is multiple size options. A great quilt for a confident beginner, Brynne's Fat Quarter Fiesta has instructions for lap, twin, and full/queen. It's designed for those yummy fat quarters we can't resist. Gather up an assortment of your favorites and a little sashing contrast fabric, or pick up our kit.

## MORE NEW STUFF

**Chic Country**, our newest Quick Curve Ruler pattern, is based on the traditional winding ways block updated with fresh, modern colors. A kit is available to make a 57"x 57" quilt.



Lazy Girl Designs has done it again! These clever designers have come up with a new way of easily inserting a zipper. The new method is described in three new patterns - **Fobio**, **Sweetpea Pods**, and **Becca Bags**, each a fun and easy project that takes no time at all. Look for two classes from Edith. These little bags and key fobs make terrific, useful gifts.



*Back to front: Becca Bags, Sweetpea Pods, Fobio*

**Zippers!** Atkinson designs is now making their colorful array of reasonably priced zippers in a longer version. The 36 colors of 14" zippers have been joined by 10 colors of 22" zippers. They can easily be trimmed to just the right size for your project. And to increase the fun factor, we also have multi-colored packs of compatible zipper pulls so you can use a contrasting color pull for a whimsical touch.



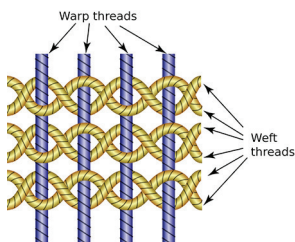
Doesn't this scrappy **Village** from Miss Rosie's Quilt Company look idyllic! It's made from 5" charm squares and some background fabric. The finished size is 69" x 75".

Leave your bulky bags behind and take these small wonders with you. **Ursula & Emily** are small sized purses with all the pockets you could ask for. Ursula has an adjustable handle that can be worn across the body or on the shoulder and Emily (Ursula's alter ego) has dual shorter handles.





## MORE NEW STUFF



### How gauze is woven

By KDS444 - Own work, CC BY-SA 3.0, <https://commons.wikimedia.org/w/index.php?curid=29358873>

This spring, Quilters Corner brings you a new type of fabric, **double gauze**. You may be familiar with gauze. It is a soft, thin fabric with an open weave that is quite sheer. To make double gauze, two layers of cotton gauze are simultaneously woven on a loom. At regular intervals, a thread from the top layer exchanges places with one from the bottom layer. The second layer acts like a lining so the fabric is no longer translucent. It retains its softness, breathability, and easy drape. It's a little heavier than most quilting weight cotton because of the two layers: it has the hand of a shot cotton or lightweight linen.

Double gauze is an ideal fabric for summer garments. Think about dresses, shirts, scarves, pajamas, and baby and children's clothes. It's also wonderful for baby swaddling cloths and for quilts so soft you won't want to put them down.

You can mix double gauze with other quilting cottons, voiles or flannels, and use it as a back or binding to add incredible softness to your quilts.

We look forward to a collection of double gauze called Embrace, coming in April. Look for some batik double gauze from Moda fabrics scheduled to arrive in July.




Try this one in double gauze! **Easy Peasy Pleats** is an adorable dress using a very easy pleating technique – no pins, no markings, just an iron. This is a pull on dress that's both fitted and full that is great for little girls who love to twirl! Also included is a pattern for a matching doll dress that fits most 18" dolls. Check out our selection of sweet little girl dress and skirt patterns.

Hand stitching is so satisfying, and can be a real stress reducer. We currently have several patterns that will get you started with the basic stitches, including detailed instructions and a tracing pattern. Pat made a lovely sample of **Bloom** for the shop. We have everything you need - the pattern, embroidery floss, needles, and linen fabric to recreate this beautiful sample.



Judith Baker Montano is one of the most recognized names in the field of needlework.

She is a world-renowned author, designer, fiber artist, teacher, lecturer, and an authority on crazy quilts and silk ribbon embroidery. Her latest book, **Essential Stitch Guide** contains over 180 stitches and 70 combinations that will enhance any of your handwork projects. In addition to photographs, clear instructions, and precise diagrams, you will find information on supplies, advice for left-handed stitchers, color and design tips, and free-form embroidery ideas. Whether you are just looking to do a little embellishment or create an original work of art, you will love this book and be inspired. Look for other books in stock that are specific to wool appliqué, or combine wool with cotton and hand stitching.



A kid can never have too many pockets, and a pair of **Inside or Out Pocket Pants** has lots! The instructions show you how to put the front pockets on either the inside or the outside, and add cargo pockets and back pockets to order. The pattern includes pants and shorts in sizes 6 months - 5.





# WESTALEE RULER FOOT AND TEMPLATES

*Wonderful tools to aid your quilting!*



Would you like to stitch intricate quilting designs without drawing them on first? Even on a household sewing machine? Are you a beginner at free motion quilting? We have something for you – the Westalee Ruler Foot and templates! For years long-arm quilters have had acrylic rulers to make straight lines and beautiful designs. With the Westalee Ruler Foot and templates, you can now do the same thing on a household machine. The Westalee company has Ruler Feet that will fit hundreds of different machines. With over 260 different acrylic templates, the free motion quilting options are limitless.

**FREE demonstrations on  
Wednesday, May 25**



Demos start at 2:00, 3:00, and 4:00. Brynne and Linda will be on hand for demos and questions and answers. Please know the make and model of your machine.

We love books and we know you do too!

## Quilters Corner Book Club

### *Book Savings Program*

- It's easy to sign up.
- It's free to join.
- Start a book club card that is kept at the shop.
- Each time you purchase a book we record the dollar amount on your book card.
- All full price, special order, discounted and sale books are included.
- When you buy six books, 10% of the total you spent will be applied to the purchase of your next book.

***For example:*** You bought a sale book for \$10, three for \$24, another for \$30, and one for \$18. The total for all six books is \$130. You will receive a \$13 discount on the purchase of your seventh book! Then start a new card to collect more savings!

**Ithaca Modern Quilt Guild**  
First Sundays, 1-3, at Quilters Corner



## Make Your Own Sale

Finish any regularly priced bolt and get **15% off** the whole thing. Finish any sale bolt and get **30% off**, **40%** if you have our 2016 purple bag.

***All day, every day***

***You are Invited***

# ***Feliz Navidad Party***

**Friday July 15, 3-6pm**

Bring your sombrero and wear your brightest summer colors!

Mexican Munchies

Margaritas

Non-alcoholic Punch

Christmas Fabric

2016 New Christmas samples: decorating & gifts

Free easy-to-make patterns

Demonstrations

Join the fun and get a head start on your holiday sewing with inspiring ideas at this popular summer party.

RSVP: 607-266-0850 OR

quilters@e-quilterscorner.com



*A home in our row, designed by  
Kristin Thompson*



*Another home in our row*

## **ROW-BY-ROW**

### **Statewide Summer-long Shop Hop**

*The theme for 2016 is ...*

## **HOME SWEET HOME**

This is the easiest shop hop ever: no need to sign up or buy a passport, just start hopping! Visit any participating shop between June 21 and September 6 and collect a free pattern for one row in a Home Sweet Home row quilt. This summer there are participating shops in all 50 states, in Canada, so plan your summer travels accordingly!

A prize of 25 fat quarters will be awarded by each participating shop to the first person to bring a completed quilt using at least eight different rows into their store on or before October 31, 2016. Each shop will offer a BONUS PRIZE if that winning quilt includes that shop's row in its design. If you are the first person to bring your finished quilt into Quilters Corner and you've included our row in your quilt, you will not only receive the 25 fat quarters, but a \$25 gift certificate to Quilters Corner as well!





# Strawberry Rhubarb Pie

1-1/2 C sugar  
Generous 1/3 C all-purpose flour  
4 C rhubarb and strawberries  
2 T butter  
Crust for a double crust pie

Preheat oven to 400°.


Combine flour and sugar and add to the rhubarb and strawberries. Put into crust and dot with butter. Add top crust and sprinkle with sugar. Bake 50-55 minutes.

*Here's the dessert that announces winter is finally over. This is Amy's recipe, and it couldn't be simpler. A helpful hint from Ms. Amy: Don't make this for your sweetheart's birthday pie unless you're sure he likes rhubarb.*



# Whooosh!

**Thread the loopers  
with the push of a  
button!**



**Automatic  
Thread Delivery  
= no more  
fussy tension  
adjustments!**



## Baby Lock

**Sergers so easy to use, you'll be amazed!**

# Quilters Corner Classes Summer 2016

Come in and look at the teachers' samples in our classroom or view them on our website. You can stop by the shop to register, pick up the phone, 607-266-0850, or see classes online at [www.e-quilterscorner.com](http://www.e-quilterscorner.com). We hope to see you soon!

Key: ♥ = great for beginners ☀ = daytime class

## Getting Started

### ♥☀ Absolutely Beginning Sewing Machine Operation Linda VanNederynen

Start with turning on a sewing machine, threading, winding a bobbin, attaching feet and accessories. Maintenance, adjusting tension, selecting stitches and stitching them out will also be covered. If you don't have a sewing machine or might want a new one, use one of ours to help you decide.

Thurs. May 12, 9 AM-12 PM \$23

### ♥☀ Sewing School 101 Linda VanNederynen

Join the fun - step into the world of sewing. You will gain useful sewing skills and learn techniques as you make several projects. Fabric choices for clothing, home décor, quilting and crafting projects will be covered. Learn to select the proper tools and supplies for your sewing projects. Projects include: Carry All Clutch, Table Runner/Topper, Apron, Pillow with Zipper, and Lined Drawstring Bag. Sewing machine and book required. \$90  
Wed. May 4, 11, 18 and June 1, 6-9 PM OR  
Thurs. June 30, July 7, 14 and 21, 9 AM-12 PM



### ♥☀ Learn to Quilt Cyndi Slothower

This class will take you through the basics of making a quilt: rotary cutting squares and triangles, creating a variety of blocks, then playing with layouts and sewing a top for a small quilt. Finally, we will baste, machine quilt, and bind. All sewing can be done in class. Machine required.  
Mon. May 16, 23, June 6, 13 AND 20  
Choose 9:30 AM-12:30 PM or 6-9 PM \$113



### ♥☀ Sampler Quilt for Beginners Cyndi Slothower

Whether you are a beginner who wants a very comprehensive course or you've taken the Learn to Quilt class and want to learn more, join Cyndi to make your own bed-sized quilt. Some sewing outside of class will be required.

Learn to choose fabric, rotary cut and accurately sew squares, strips, a variety of triangles, then add strips between blocks and borders. We will baste, machine quilt, and bind. Take the leap; you may never be the same! Machine required.

Mon. July 11, 18, Aug. 1, 8, 15, 22 and 29  
Choose 9:30 AM-12:30 PM or 6-9 PM \$158



### ♥ Basting Cyndi Slothower

Do you have a quilt top finished that you need to baste or sandwich in preparation for quilting? Many hands make light work! Learn to baste in a frame, one top each, and more if there is time.  
Thurs. June 2, 6-9 PM \$23

### ♥☀ Color Confidence Kaye Tea

Learn about color and fabric "personality"! Kaye will broaden your color experience and stretch your imagination. You will learn about value and how to create beautiful color combinations for quilts.  
Sun. July 10, 1-3:30 PM \$19

### ♥ Rotary Cutting 101 Sharon Stroud

This class is for everyone, beginners and up, who would like to know the correct way to rotary cut. We will cut strips, squares, half-square triangles, rectangles and more. Emphasis is on safety and accuracy. No project—just lots of practice cutting!  
Sun. July 24, 12:30-3:30 PM \$23

### ♥☀ Binding Basics Sheila Meehan

Finish quilts with great looking bindings. Learn to make bias and straight grain bindings, mitered and curved corners. Binding by hand and with a machine will be covered. Machine required.  
Wed. July 27, 1:30-4:30 PM \$23

**Use a classroom machine for FREE!**  
**Reserve one when you sign up.**



# Advancing Skills

# Machine Quilting

## ☀ **Stitcher's Garden**

**Kristin Thompson**

Create a beautiful quilt while learning more about your sewing machine and many different presser feet. Try out many decorative stitches with guided instruction and hands-on practice. Each month explore new techniques like machine appliqué, couching, pin tucking, sewing on a button by machine, and candlewicking. Open to all makes and models of sewing machines. Each class stands alone. \$30/session  
Sun. May 29, July 31, Aug. 28, 12-4 PM



## ♥☀ **Intro to Foundation Paper Piecing**

**Linda VanNederyn**

Do sharp points and exact corners elude you? Paper piecing makes it easy to be extremely accurate even when sewing tiny pieces. You need only know how to sew on a line to create a sampler wall hanging. Book and machine required.  
Thurs. June 9, 9 AM-12 PM \$23



## ♥ **Intro to Machine Appliqué**

**Kristin Thompson**

We will cover machine basics, how to choose the right threads, needles, fusible webs, and stabilizers. Practice satin stitch, buttonhole stitch and more. Start with easy exercises and then begin a small quilt or wall hanging that uses your new skills. Machine with zigzag stitch required.  
Fri. July 22, 5-9 PM \$30



*Quilters Corner is committed to helping you learn to quilt your own quilts with your home machine! These classes will provide experience and confidence so you can give your tops the finish they deserve.*

## ♥☀ **Intro to Machine Quilting**


**Cyndi Slothower**

So many quilt tops, so little time! Learn the basics of machine quilting, both with a walking foot and free motion. You will learn some simple designs that are beginner-friendly so you can finish your quilts with confidence. Machine required.  
Mon. May 9, 12-4 PM \$30

## ♥☀ **Free Motion Fundamentals**

**Brynn Sigg**

Learn the very basics of free motion quilting with tips on choosing a back, batting and thread. The class will also cover setting your tension and which quilt patterns work for different quilts. We will be doing basic free motion stitching which will include meandering and loops with different designs. Machine required.  
Wed. May 18, 1-4 PM \$23



## **Free Motion Quilting: Feathers**

**Karen Miller**

Join us for a day of fun, learning how to quilt free motion feathers on your home sewing machine. Several different feather designs will be discussed, drawn, and quilted. A basic knowledge of free motion quilting, a previous beginning machine quilting class, and machine required.  
Thurs. June 30, 5-9 PM \$30



# Featherweight

## ♥☀ **Care and Feeding of Your Featherweight**


**Sharon Stroud**  
An essential class for all owners of old black Singer Featherweights. You will learn to clean and oil your machine, where to lubricate, how to do simple repairs and more. Machine required.  
Sat. May 14, 12:30-4:30 PM OR  
Sat. Aug. 6, 12:30-4:30 PM \$30



## ♥☀ **Intro to Ruler-Guided Free Motion Quilting**

**Karen Miller**

Ruler work can take your free motion quilting to new heights! If you have a Westalee free motion quilting foot for your sewing machine and some of the Westalee rulers, this is a great opportunity to practice using them with Karen's guidance.  
Thurs. Aug. 11, 10 AM-2 PM \$30



# Hand Work

## ♥ Big Stitch Quilting and Hemstitch Binding Cyndi Slothower

Learn a quick and easy hand quilting stitch, then a hand embroidery stitch that will make binding your quilts lots of fun. You may stitch on your own quilt in progress or make a small wall hanging in class.  
Thurs. May 19, 6-8 PM



\$15

## ♥ Beginning Wool Appliqué: Woolly Wren Karen Miller

Karen is sharing her original wool appliqué design for beginners. "Woolly Wren" is an adorable 11" x 13" hanging table top mini that will get you excited about working with wool. Learn wool appliqué basics, starter stitches and how best to make your wool appliqué pop! Pattern required.



Thurs. June 16, 5-9 PM

\$30

## ♥ Intro to Hand Appliqué Kristin Thompson

Hand appliqué is wonderful to see, a pleasure to do, and it's portable! Learn the techniques for invisible needleturn appliqué and the tricks for mastering all the basic shapes. Kristin will have you hooked.



Thurs. July 14 and 21, 6-9 PM

\$45

## ♥☀ Hand Quilting Without a Hoop Sharon Stroud

Whether you are ready to learn to quilt or just want to improve your quilting stitch, learn a unique way to quilt (not stab stitch) without poking your finger underneath and without a hoop or frame. Basting, marking methods, thread, and batting are also covered. Fee includes a pre-basted quilt sandwich. Roxanne thimbles may be purchased at a 15% discount for this class.



Sat. July 16, 10 AM-4:30 PM

\$54

### Ithaca Modern Quilt Guild

Meetings are the first Sunday of every month from 1 to 3 PM at Quilters Corner. All are welcome. Bring a show and tell!

## ♥ Hand Work Studio with Sharon Stroud

Spend an evening doing what you love best - hand work! Be it hand appliqué, piecing, or quilting, this is dedicated time to work on your projects, whether you need help with something specific or just encouragement to finish. Join us for laughs, M&Ms, and lots of fun.



Tues. July 5, Aug. 2, 6:30-9:30 PM \$23/session

# Serger Fun

## ♥☀ Absolutely Beginning Class for Sergers Edith Johnston

This class is for anyone who has a serger and needs help from the very beginning: basic threading, inserting needles, adjusting tension. Class size is kept small. Serger required.



Fri. June 10, 1-4 PM

\$25

## ♥☀ Quick Projects for a Serger Edith Johnston

In this class, we will make a cute potholder and a zipper bag or two using the overlock stitch on a serger. Bring your serger or use one of ours to learn some new skills.



Sun. June 12, 12:30-3:30 PM

\$23

### CLASS POLICIES

- Payment must accompany class registration.
- You may withdraw from a class and receive a full refund up to one week before the class begins. After that time, no refunds will be issued.
- We'll notify you and give a refund if we cancel a class.
- Be considerate of your teacher and other class members; please leave children and guests at home.
- We encourage you to make sure the class has the minimum enrollment before you purchase supplies.
- Sewing machines are available and free for class use; be sure to reserve one when you register.
- Remember to request your 10% discount when buying supplies for Quilters Corner classes.
- Please purchase supplies before class begins so you don't miss anything!
- If your class will be held outside of store hours, please use the back door near the parking lot. If it is locked, use the doorbell.



# Gifts & Fun Things

## ♥☀ Two For One: Fobio and Sweetpea Pod Edith Johnston

During this class, we will make a (Fobio) key fob/wristlet strap using the new Lazy Girl method of sewing in a zipper and a very small zipper bag (Sweetpea Pods) to use as a container for those small items you like to carry with you. Patterns and machine required. Check out the afternoon class, Becca Bags (under Bags).  
Fri. May 13, 9 AM-12 PM \$23



## ♥☀ Pillowcases Rhonda Poyer

Learn a quick and easy way to whip up a pair of pillowcases for yourself or for someone special. All raw edges will be encased inside the seams. Rotary cutting experience and machine required.  
Fri. June 24, 2:30-4:30 PM \$15



## ♥☀ Folded Star Hot Pad Rhonda Poyer

Try a new technique to make this classic pattern. Pre-printed interfacing makes it easy to line up the folded triangles. These pretty hot pads make great gifts! Pattern, sewing machine, and rotary cutting skills required.  
Fri. July 8, 2-5:30 PM \$27



## ♥☀ Sewing Machine Mat Beth Bowen

This easy-to-make sewing machine mat will keep all your sewing tools right at your fingertips. It can be customized to meet your specific needs. What a fun gift for a sewing friend! Pattern and machine required.  
Wed. July 20, 12-4 PM \$30



## ♥☀ Stacking Pop Ups Pat Miller

Make flexible storage containers from your favorite fabric! These are just right for toys, notions, towels, and more. There are three sizes to choose from in one pattern. They collapse when not in use, and pop up to fill! Pattern and machine required.  
Sun. Aug. 14, 1-4 PM \$23



## ♥☀ Tuffet Workshop Denise Dayton

Everyone needs a tuffet! Make this one-of-a-kind piece of fine upholstered furniture as an accent for your own home or for a great gift. In this two-day workshop, you will sew a tuffet cover and build the upholstered foundation. There may be some sewing required between sessions. Basic sewing skills, pattern, tuffet upholstery kit, and sewing machine required. \$105  
Wed. Aug. 3 and Fri. Aug. 5, 9:30 AM-4:30 PM OR  
Sat. Aug. 27 and Sat. Sept. 10, 9:30 AM-4:30 PM



## ♥☀ Gadget Cushion Beth Bowen

Just fuse, fold, and stitch, and stuff to make adorable cell phone or gadget holders, pin cushions, and tool holders! Interfacing panels and machine required.  
Mon. July 25, 1:30-4:30 PM \$23



# Make Your Own Class

## ♥☀ Make Your Own Class Cyndi Slothower

Are you stuck on a quilting or sewing project? Dedicate some time to sew with other like-minded folks. Bring whatever you wish to work on, and Cyndi will assist.  
Fri. June 3, 12-5 PM OR  
Sun. Aug. 21, 12-5 PM \$38



# Tiara

## ♥☀ Top Tips for Quilting with the Tiara Pat Merkle

Pat loves her Tiara, and her free motion skills are amazing. Whether you already have a Tiara or are thinking about getting one, come and get the benefit of her expertise. She'll cover threading, bobbin winding tricks, adjustments to top and bottom tension in relation to different thread weights and fabric thicknesses, and more. While Pat will demonstrate for much of the session, you will have a chance to stitch as well.  
Sat. June 11, 2 - 4 PM \$15



## New Owner Classes

## 6D Software

### ♥☀ PFAFF and Baby Lock Sewing Machine New Owner Classes

*We are committed to helping you learn the features of your new computerized sewing machine. Second helpings are welcome and cheerfully served. Each session is FREE w/ machine purchase from QC or \$125. If you do not see your model listed, please call for an appointment.*

#### **Baby Lock Melody, Elizabeth, Tempo, Sophia 2, and Ellure Plus - Pat**

Wed. May 25, 10 AM-12 PM

#### **Baby Lock Ellure Plus and Sophia 2 Embroidery Functions - Pat**

Wed. Aug. 17, 10 AM-12 PM

#### **Baby Lock Sergers, All Self-Threading - Edith A. Basic Operation, Learning Icons, Basic Feet**

Mon. May 23, 1-4 PM

#### **Ovation, Evolution and Enlighten also take: B. Specialty Feet and Special Techniques**

Mon. June 13, 1-4 PM

#### **Baby Lock Ellisimo, Ellageo, Unity, Aventura (A and B)**

#### **Symphony, and Crescendo (A only) - Edith**

#### **A. Basic Operation, Learning Icons, Basic Feet**

Wed. May 11, 9 AM -12 PM

#### **B. Embroidery**

Wed. June 8, 9 AM -12 PM

#### **PFAFF Ambition and Expression - Cyndi**

Sun. May 15, 12:30-4:30 PM OR

Thurs. July 7, 5-9 PM

#### **PFAFF Creative 1.5 - Edith**

#### **Machine Operation, Accessories, Embroidery**

Wed. Aug. 24, 9 AM-12 PM

#### **PFAFF Performance and Creative - Edith**

#### **A. Basic Operation, Learning Icons, Basic Feet**

Fri. July 15, 9 AM-12 PM

#### **B. Special Techniques**

Wed. Aug. 10, 9 AM-12 PM

#### **C. Embroidery and Precise Positioning**

Wed. Aug. 31, 9 AM-12 PM

#### **Baby Lock Destiny - Linda, by appointment**

### ♥☀ Premier Plus New Owners Training Linda VanNederynen

By appointment, to be arranged with Linda

### ♥☀ Premier Plus and 6D Embroidery Software School Merrie Wilent

Go beyond your initial software training with this beginner series to learn to use your Premier Plus Extra or Ultra, 6D Extra, Premier or Professional Software. Each stand-alone session will focus on a different technique that is included in Extra. Bring laptop, cord, and dongle. \$15 per session

#### **Digitizing 101 - Using the Wizard**

Fri. June 17, 3-5 PM

#### **Super Designs 101**

Fri. Aug. 19, 3-5 PM

### ☀ Software Club

#### **Merrie Wilent**

Anyone with Premier Plus Ultra, 6D Premier or 6D Professional versions is welcome to join anytime for software continuing education. You will explore many techniques and modules in Quilters Corner's Software Club. A full color handout is provided so you can practice what you learn at home. Bring laptops, power cord and dongle only. \$19 per session

#### **Cross Stitch Spring Leaves**

Use the Cross Stitch module to add full crosses, half crosses, and a back stitch.

Fri. June 10, 9:30 AM -12 PM

#### **Poppies**

Use Super Designs, Encore, and the new applique feature in Create.

Fri. Aug. 12, 9:30 AM-12 PM

## Destiny Club

Destiny owners can join Linda once a month to expand your knowledge and skills regarding the endless features of this amazing machine. Projects and techniques. \$23/session  
Thurs. May 5, June 2, Aug. 4, 9 AM-12 PM,  
Fri. July 1, 9 AM-12 PM

E.A.T. CLUB (Exploring Advanced Techniques) is a group that meets monthly to share machine techniques. If you enjoy researching and trying new things with fabric and would like to share your work in progress and creative techniques, please come. Membership is free, but please call June to register at 607-257-0939. Meets the third Monday of every month at Quilters Corner from 1-3 PM.



# Bags

## ♥☀ Becca Bags

**Edith Johnston**

In this three-hour class, you will make 2 different sized bags using the new Lazy Girl method of sewing in a zipper. You will be amazed how quick and easy these bags are to make. Spend the day and sign up for the morning class, Two for One (in Gifts). Pattern and machine required. Fri. May 13, 1-4 PM



\$23

## ♥ Mesh Beach/Market Tote

**Kaye Tea**

This bag is fast and easy. It's made of colorful mesh for the body and coordinating fabric for the band and pockets. A new technique with a sassy look! Pattern and machine required. Thurs. June 9, 5-9 PM



\$30

## ♥☀ Sew Together Bag

**Ellen Burlew**

Learn to make this extremely functional bag that can be used for sewing notions to go, for makeup, or to carry in your tote as a "grab-and-go" for a quick trip to shop. It holds an amazing amount! Pattern and machine required. Wed. June 15, 12:30-5:30 PM



\$38

## ♥☀ New Leaf Folding Tote

**Sheila Meehan**

Skip the plastic for your groceries and shop in style with a handy, earth-friendly tote. It folds into a compact wallet for easy storage. Pattern and machine required. Thurs. June 16, 10 AM-3:30 PM



\$42

## ♥☀ Lily Pocket Purse

**Kaye Tea**

This medium-sized bag is flirty, fun, and full of pockets. It can be worn cross-body or from the shoulder. The Lazy Girl pattern is easy to follow; with Kaye's help you'll have a new bag in a short time. It will look great in many different fabric and color combinations. Pattern and machine required. Thurs. June 30, 9 AM-3 PM



\$45

## ☀ Market Street Handbag

**Kaye Tea**

This is a fun and stylish handbag just waiting for you to embellish. You can add bows, buttons, wool, or anything you desire to make this bag one of a kind. Pattern and machine required. Wed. July 6 and 13, 9 AM-12 PM




\$45

## ☀ Spice Market Tote

**Kaye Tea**

Amy Butler says of all the bags she has designed, this is the bag she uses everyday. It is pretty, user-friendly and sturdy. It features great inside pockets and wide, comfy straps. Pattern and machine required. Thurs. Aug. 18, 9 AM-3 PM



\$45

# Specialty Rulers

## ♥☀ Quick Curve Rulers

**Brynne Sigg**

Brynne made many of our samples using the two sizes of Quick Curve Rulers. She will show you how easy it is to sew curves without any pins! Suitable for advanced beginners with rotary cutting skills. Quick Curve Ruler or Mini, your choice of associated pattern, and sewing machine required. Thurs. May 19, 10 AM-2 PM



\$30

## ♥☀ Flying Geese x 4

**Rhonda Poyer**

Make four flying geese blocks at one time with the Flying Geese x 4 ruler. No math, no waste, no triangles to cut! This ruler also makes half square and quarter square triangle units. Rotary cutting skills, machine, and ruler required. Sun. July 17, 12:30-3:30 PM



\$23

## ♥☀ Batting Buddy Fun

**Rhonda Poyer**

Fast, easy blocks are created and quilted in one step. The backing becomes the sashing and binding. As the blocks are joined, you are done! Choice of two patterns and machine required. Fri. July 29, 2:30-5:30 PM



\$23

# Sew Many Quilts!

## ♥☀ Fancy Forest

**Sheila Meehan**

Fancy Forest is a delightful sampler of forest animals. Choose Fancy Fox, Hazel Hedgehog, Allie Owl, or Frances Firefly. Piece them with simple straight and diagonal seams—no templates or paper piecing is involved! Pattern and machine required. Thurs. May 12, 1-4 PM \$23



## ☀ Beautiful Bargello

**Pat Costantini**

Bargello looks complicated, but Pat will help you construct this beauty simply. Accuracy in cutting and in sewing a 1/4" seam is the secret. In the first class, Pat will give suggestions for choosing your 12 fat quarters and give sewing homework. Then return to create your beautiful bargello. Machine required. Sat. May 14, 9:30-11:30 AM and Sat. May 21, 10 AM-4 PM \$60



## ☀ Sweet Sugar Swirls

**Sheila Meehan**

These stars look complicated, but they are made without templates or "Y" seams, just simple strip piecing. Pattern and machine required. Thurs. June 2, 12:30-5:30 PM \$38



## ☀ New York Clam Bake

**Ruth White**

NY Clam Bake is Ruth's fusion of two traditional blocks, New York Beauty and Clamshell. It has infinite variations that she has explored in her spectacular quilts. Achieve the sharp, crisp points with Ruth's tips for paper piecing. Advanced beginners welcome. Machine required. Fee includes pattern for one block. Additional blocks and settings may be ordered during class. Sat. June 4 and 18, 10 AM-2 PM \$64



## ♥☀ The 1600 Quilt

**Pat Miller**

Choose a scrumptious pack of pre-cut 2 1/2" strips, grab your sewing machine, and get set to sew! End to end, the strips measure 1600 inches long; before you know it, you will have a lap-sized quilt top. Pat will give you many ideas for variations. Machine required. Sun. June 26, 1-4 PM \$23



## ♥☀ Studio with Valerie

**Valerie Leftwich**

Whether you have a Fabric Collage, a One Block Wonder, or a Chinese Magic quilt in progress, or need help with a laminated bag, Valerie will answer questions and help you get your project finished. Sat. June 11, 10 AM-1 PM \$23



## ☀ Dresden Star

**Sjoukje Schipstra**

This design by Edyta Sitar features 3D points between the Dresden fan blades. It happily mixes batiks and cottons. The sewing is easy, and you have your choice of appliquéing the circle by hand or machine. You should be able to complete a number of blocks in class. Sjoukje will discuss setting the blocks and finishing up the quilt. Pattern and machine required. Wed. June 29, 10:30 AM-4:30 PM \$45



## ♥☀ One Block Wonder

**Valerie Leftwich**

Choose one great fabric and one block shape and make a one-of-a-kind quilt. No fussy cutting and no set-in seams. Book and machine required. Sat. July 23, 10 AM-4 PM \$45



## ☀ Sisters and Outlaws

**Sjoukje Schipstra**

This scrappy quilt, with its rich and warm colors, features two traditional blocks: Sisters Choice and the Album Block. "Sisters Choice" is made with half-square triangles and simple squares. The "Album" block is a framed square-in-a-square. Sjoukje has techniques to make each come out exactly right. She also has tips for the optional checkerboard border. Raid your scrap baskets, or try this one in batiks or pastels. A two-color choice would be awesome! Pattern and machine required. Sat. July 30, 10:30AM -4:30 PM \$45



## ♥☀ Scrappy Star Quilt

**Sheila Meehan**

Got scraps? Sheila will teach you a fun and quick method to turn them into stars! Some rotary cutting experience is needed, but confident beginners are welcome. Pattern and machine required. Thurs. Aug. 4, 1-5 PM \$30





# Art Quilt Techniques

# Embroidery

## ☀️ Radiant Landscapes

**Julianna Lower**

Create tiled landscape quilts (in the style of Gloria Loughman). Tiles add color, texture, and drama to a




landscape quilt. Learn to adapt a landscape photograph to a unique art quilt. The first class will feature design elements such as light, contrast, color, depth, and elements to include in the piece. The second class will be the execution of that vision. Please read Radiant Landscapes by Gloria Loughman prior to coming to class. Book and machine required. Sat. June 25 and July 9, 1-4 PM \$45

## ☀️ Random Acts of Piecing (Improv Piecing)

**Ruth White**

Learn to piece with the improvisational approach used by the Gee's Bend quilters and adapted by quilt luminaries such as Nancy Crow and Ricky Timms. We'll cut free-form strips and curves using scissors and/or rotary cutters to create your own unique quilt top. Possible finishing techniques will be discussed. Machine required.



Sat. May 7, 10:30 AM-4:30 PM OR Sat. Aug. 13, 10:30 AM-4:30 PM

\$45

## ☀️ My Best Friend: Thread Painted Pet Portrait

**Debbie Butler-Miller**

Capture your best friend forever in fabric! You'll piece your portrait, then bring it to life with shading and dimension by thread painting. **Your photos must be emailed to Debbie by May 16** to allow her to create your pattern. Machine required.



Sun. May 22 and June 19, 11 AM-4 PM \$75

## ☀️ Fabric Collage Quilt

**Valerie Leftwich**

A giraffe, an elephant, an owl, a fox! Choose a wonderful fabric collage quilt pattern from Laura Heine, and Valerie will help you bring it to life! This is easy enough for a beginner. Pattern and machine required.



Sat. May 28, 10 AM-3 PM OR

Sat. Aug. 20, 10 AM-3 PM

\$38

♥️☀️ **Anita Goodesign** is an embroidery design company bringing fun and creativity to home embroidery. Join us once or monthly for hands-on embroidery classes to make projects and learn new techniques. Embroidery machine required - all makes and models are invited. If you don't have one, use ours!

**April, May, and June** will feature **Around the World Travel Accessories** to make your travel days organized, relaxing, and fashionable. Included are projects like travel bags, luggage tags, curling iron holder, organizers and many more. Join us for 3 months of fun. Included are:

- A full-color tutorial book.
- A multiformatted design CD with many projects and tutorials.
- Anita Goodesign products at special pricing.



Quarterly design CD \$30 and monthly kits \$8 required, payable when registering for class. Class fee \$23 per month. Each month features a different project.

**April:** Wed. 27th or Fri. 29th, 9 AM -12 PM

**May:** Thurs. 26th or Fri. 27th, 9 AM-12 PM

**June:** Thurs. 23rd or Fri. 24th, 9 AM-12 PM

The projects for July and Aug. sessions to be announced. Quarterly design CD \$30 and monthly kits \$8 required, payable when registering for class. Class fee \$23 per month.

**July:** Wed. 27th or Fri. 29th, 9 AM -12 PM

**Aug:** Thurs. 25th or Fri. 26th, 9 AM-12 PM

## Quilt as Desired Lecture/Demo with Angie Roux

A lecture/demo with long-arm quilter **Angie Roux** of [Quilting by Proxy](#).



You finish a quilt top, then you read those three little words: Quilt as Desired. Angie will lead you through a series of steps to determine the best quilting designs based on the top itself, your skill level and your equipment. There will be time to brainstorm design ideas for a couple of student's quilt tops. Space is limited.

Fri. May 20, 2-5 PM

\$15



PRSRT STD  
U.S. POSTAGE  
PAID  
ITHACA, NY  
PERMIT NO. 780

518 W State/MLK St  
Ithaca, NY 14850  
M-F 10-6, Sat 10-5,  
Sun 12-4  
607•266•0850  
[www.e-quilterscorner.com](http://www.e-quilterscorner.com)

**Don't miss out** on the latest QC news and tips!

Like us on Facebook and email to [quilters@e-quilterscorner.com](mailto:quilters@e-quilterscorner.com) and ask us to add you to our weekly email list. We'll never rent or sell your address.

**Yes!**

**WE DO MAIL ORDER.**


[www.e-quilterscorner.com](http://www.e-quilterscorner.com)  
607-266-0850

**We'll Be Closed**

Memorial Day, May 30  
Independence Day, July 4  
Labor Day, September 5

*Add this to your calendar*

**The Central New York Shop Hop**



Thursday - Sunday  
September 29 - October 2, 2016

*Did you know?*

**Quilters Corner  
welcomes groups**



What you can expect:

- Open early to accommodate your schedule
- Goodie bags for everyone
- Light snacks provided
- Clean bathrooms
- Extra staff on hand to provide assistance
- Demonstrations provided upon request

Give us a call to see what dates are available for an outing your group will talk about for a long time:

607-266-0850.

The minimum group size is ten.