

518 W State (Martin Luther King Jr.) St  
607•266•0850

[www.e-quilterscorner.com](http://www.e-quilterscorner.com)  
[quilters@e-quilterscorner.com](mailto:quilters@e-quilterscorner.com)

## QUILTERS CORNER HIGHLIGHTS

### Blocks-of-the-Month (p 2)

**Ithaca Summer Breezes** block-of-the-week starts Monday, July 6 (p 6)

**The latest** patterns, books, notions, and fabric (pp 3-5)

**Classes!** You can see class samples and sign up on our website. We have over 70 classes this session. (pp 8-15)

**Gift Certificate Sale** May 1-31 (p 6)

**Quilt Market Show & Tell** Tuesday, June 2, 4-6 (p 6)

**Our 20th Birthday Party** Saturday, July 25, 12-4 (p 16)

**Charity Sewing** Tuesday mornings (p 7)

**New York State Row-by-Row** runs June 21 - September 8 (p7)

**We'll Be Closed:**  
Memorial Day, May 25;  
Independence Day, July 4;  
Labor Day, September 7.

Reflecting on 20 years in business as retailers in general may be interesting, but 20 years in business as quilt shop owners have added layers of relationships that most retailers never know. You make quilts when you are joyous and when your heart is breaking. We have celebrated with you as you experienced life's highs and felt your pain when difficulties arose. We were so excited to hear Nancy's story of new love after the long years of nursing her husband through terminal cancer. In 20 years we have watched your babies grow up! We loved when Barb used to bring her daughter to the shop while she picked fabric, because the little girl never failed to pick poe-poe (purple). Many years later, Cyndi saw them buying supplies for college and asked if she still liked poe-poe. "Oh, yes!" they both replied.

The strong bonds have developed not only between us and our customers but among our customers themselves. As folks gather to learn to sew or quilt, they share something unspoken and friendships emerge. Pat, Kim and Debbie met in Quilters Corner classes and still get together regularly for outings, lunch and yes, more classes. One of Cyndi's Beginning Quiltmaking classes still meets monthly to share their projects and their lives. We recently had a customer moving from our community to live with her daughter. The tears, hugs and temporary goodbyes were heartfelt in the community of our weekly open sewing group, where a "neighborhood" of good friends has developed over the years.

Of course as owners/partners, we didn't create this inviting, creative and learning environment on our own. We owe a great deal to our family of staff. Without them, Quilters Corner would be "just another" retail business. Over the years as a family, we have supported each other in the loss of loved ones, the birth of grandchildren, retirements, birthdays, weddings and much more. We can't say enough about the people we have the privilege of working with. Our customers remind us everyday. "Is Kaye here, I want to ask her for help with another bag I'm making." "I really need to speak with Kristin. I'm finishing up my appliqué quilt and

I just need her to advise me on this one last leaf." "Is Edith in? She was my middle school Home & Careers teacher and I wanted to ask for her help in sewing this vest."

Thank you to all of you who have helped create this inspiring and creative community. It is a happy place to come to work!



# BLOCKS-OF-THE-MONTH

## FULL BLOOM


STARTS IN MAY



This amazing 80" x 96" quilt is designed by Barbara Persing and Mary Hoover of Fourth & Sixth Designs using a line of batiks they designed for Island Batiks in the beautiful colors of Gerbera Daisies. The subtle value changes throughout the line give you just the right shading and highlights to make your flowers come alive. Barbara and Mary say, "Our appliqué technique is extremely beginner-friendly, something anyone can do and it looks great!" They will be posting youtube videos each month with instruction in that month's special techniques. Increase your machine appliqué skills while you grow your fabric garden! The monthly kits are \$30 per month for 10 months. The pattern is \$24 with the kits or available separately for \$30. We have 12 spool thread packs available as well; choose Iris polyester embroidery thread for \$55 or 40-weight cotton Aurifil for \$130. A limited number of kits are available; sign up now so you don't miss out. Look for Kristin's class on the appliqué technique.

## STARRY JEWELS

CONTINUING BLOCK-OF-THE-MONTH



**Starry Jewels** features batik fabrics in gorgeous jewel tones of blues, greens and purples on a scrappy background of creams. Our two block combination makes a striking secondary pattern and highlights all of the 54-40 or Bust stars. This queen-sized 96" x 96" quilt can be made by a confident beginner. A Tri-Recs ruler is required. The pattern is \$9.50 and available separately. Monthly kits are \$26 per month for ten months. Starry Jewels started in January and will continue through October. Borders and binding are included in the final month's kit. We'll catch you up on the kits issued so far when you enroll.


# Yes!

## WE DO MAIL ORDER.

[www.e-quilterscorner.com](http://www.e-quilterscorner.com)

607-266-0850

## NEW STUFF



**Big Charming** is a modern version of a charm quilt, in which no fabric is used twice. Create your own using the Denyse Schmidt Modern Solids charm pack. Big Charming uses 64 of the 100 luscious charms in the pack so you'll have

fabric to spare to make pillow shams or use in the quilt backing. The pattern includes directions and measurements for crib, twin, queen and king sizes, as well as instructions to make the pillow shams.

Here's a smart assistant for your sewing studio, or make **Who Who Me** as a special gift for a stitching friend. We have the wooly charm packs you need or purchase a kit that contains the pattern and all the wool you need for this project.



**Sunny** is an adorable little sundress, easy to make and perfect for any occasion. It's reversible so you can flip it around for the next event. What a great gift for a special child! Sizes 2 through 10. Pat will be teaching a class on this dress.

**Preppy the Whale** is a super cute pod of happy patchwork whales just perfect for a child's quilt. Our sample and kit feature bright cheerful rainbow colors. The pattern includes three sizes; our sample is 47" x 50". Make an extra whale and put it on a pillow or tote bag!



The 20 animal designs in the **Into the Wild** machine embroidery collection are stunning! The CD includes three sizes for each animal design, tutorials, instructions for resizing and a design color sheet. Multiple file formats are included. Look for Linda's sample in the sewing machine area next

time you visit the shop.

Inspired by the classic brown bag, **Grab Some Grub** has plenty of room for a thermos, bottle of water, sandwich, fruit and more. The bag's flat bottom keeps it sitting upright and the padded handle makes it easy to carry. The flap closure opens wide for easy access to the bag's contents yet fastens securely for travel. Other features include an interior mesh pocket, chalkboard fabric for notes on the front and a clear, vinyl pocket. Choose the fabrics and pick up our convenient kit for the little extras you need to complete the bag.



**The Daily Duffle** features lots of exterior pockets and a zippered enclosure so your treasures stay safe. Super easy piping gives it a clean, finished look. Use one fabric for the outside or go scrappy. Kaye made our sample with decorator weight fabric and Bosal instead of fusible fleece. She loves how the Bosal gives bags structure and a professional look. We offer convenient hardware kits for this duffle.



## Make Your Own Sale

Finish any regularly priced bolt and get **15% off** the whole thing. Finish a sale bolt and get 30% off the original price.

***All day, every day***

## MORE NEW STUFF



Make a beautiful **Folded Star Hot Pad** for an impressive gift. Only you will know how easy it was to make! The full color, four page pattern includes one interfacing template for easy fabric placement with no measuring. When you

want to make more hot pads, a 3-pack and a 12-pack of the preprinted interfacing templates are available. The **Folded Star Stencil** is an economical way to create multiple Folded Stars. It comes with a creative guide that includes three patterns and complete instructions for using the tool. One of the patterns is the gorgeous pillow that Cathy made using Kaffe Fassett fabrics. Rhonda will be teaching a class on the Folded Star.

The **Cascading Ruffle Skirt** is sure to flatter!

Cyndi made our sample using our fabulous, soft and flowing 100% cotton voile fabric.



## Quilters Corner Book Club Book Savings Program

- It's easy to sign up.
- It's free to join.
- Start a book club card that is kept at the shop.
- Each time you purchase a book we record the dollar amount on your book card.
- All full price, special order, discounted and sale books are included.
- When you buy six books, 10% of the total you spent will be applied to the purchase of your next book.

We have been on a roll recently with curved piecing! The **Quick Curve Ruler** featured in our last newsletter continues to be a favorite, with new patterns available. Last fall we found another cool ruler called **The Pathways Ruler** which makes three



**Chic Kisses**  
our newest pattern for the Quick Curves ruler



**The Pathways Ruler**  
makes 3-1/2", 5" and 7"  
**Drunkards Path blocks**  
easily and accurately.

different sizes of the traditional Drunkard's Path block. This block can create a sinuous staggering line (hence the name) or curved motifs that form other wonderful shapes. Multiple patterns are available that use the ruler, or use it with any patterns you have that use those finished sizes.

Kristin made one of them, **Beaded Chains**, using Australian Aboriginal fabric (kit available). It would also be wonderful with Asian themed fabrics or colorful Kaffe Fassett prints. The sky is the limit with this fat quarter friendly pattern. Come in for a demo and we will show you how easy it is to use these rulers.




Speaking of Drunkard's Path... in **A Quilter's Mixology**, Angela Pingel demonstrates how this single block can be put together in various patterns that look absolutely different in every combination. There is a nicely illustrated

section on how to sew curves as well as helpful hints for choosing color and fabrics. In this book you will find inspiring new ways to use an old favorite block.


## NEW FABRIC



**paradiso**  
by Kate Spain  
here now




**Sun Print**  
by Alison Glass




**Shimmer**  
by Deborah Edwards  
*NEW COLORS!*



**Satsuki 3**  
Asian-inspired elegance



**Batiks**  
We always have lots!



**Holiday Fabric**  
will start to arrive in May.

## Quilt!



## Embroider!



## Sew!



## Craft!



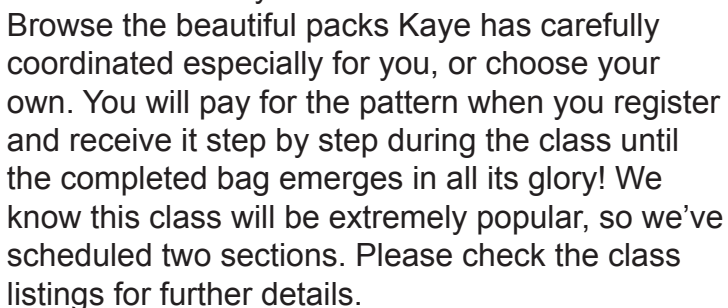
## Serge!

# We have machines for all you want to do!

QUILTERS CORNER is your headquarters for all you have ever dreamt about having in a machine. We carry Pfaff and Baby Lock sewing, quilting, and embroidery machines and sergers. We provide service and education on every machine we sell.

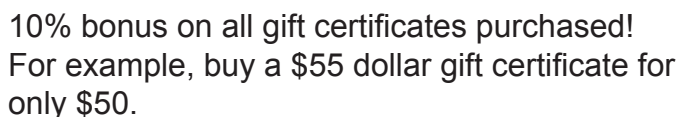
Do you feel like Goldilocks visiting the three bears when you are looking for a new machine? Let our knowledgeable, experienced staff find the machine that is just right. Plan a visit to Quilters Corner today and test drive your new machine!

It's a **Mystery** ...  
Join our wonderful bag expert, Kaye Tea, for a fun filled mystery sewing session and leave with a fully lined bag with two inside pockets! Six fat quarters, a few other supplies, and a sense of adventure are all you need.



***The perfect gift for Mom, grad ...***

## Gift Certificate Sale

**May 1- May 31**

Valid on the website too -- just mention the sale in the notes section at checkout and we'll add your bonus.

# QUILT MARKET SHOW & TELL

Come see what's new from Quilt Market, our huge industry trade show. Join us on

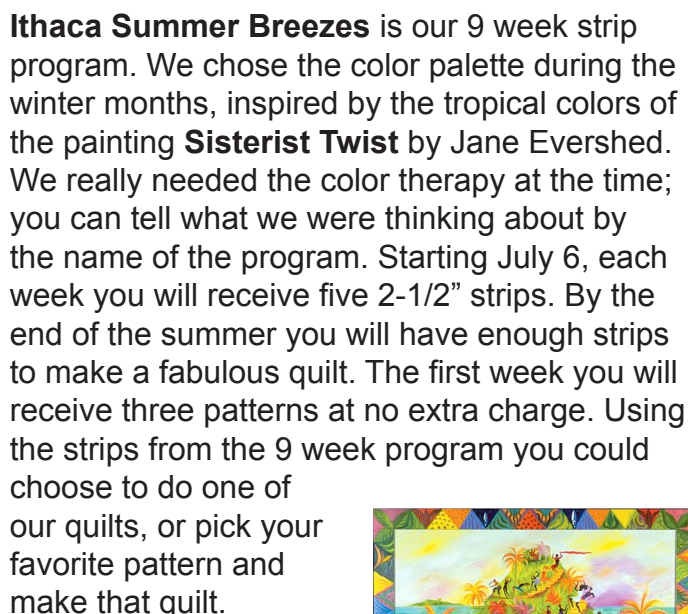
**Tuesday, June 2, from 4-6**

Check out all the cool new stuff for yourself. It's always more fun with a friend – invite someone today! Light refreshments will be served. Please RSVP to [quilters@e-quilterscorner.com](mailto:quilters@e-quilterscorner.com) or 607-266-0850 so we know how many cookies we'll need.

# Ithaca Summer Breezes

## Summer Weekly Program

**Starts Monday, July 6**



How does it work? Each week, just visit the shop to pick up your strips.

We'll release a new set of strips each Monday for nine weeks starting the week of Monday, July 6. Each weekly pack of strips will be \$4.00. However, if you\* pick up your strips in the shop the week they are released, you will get a \$2.00 discount for that week. What a deal! Call or stop in today to sign up. Supplies are limited.

\*You personally – sending a friend or family member in to pick up your strips doesn't count. You may sign up for more than one strip set, but the discount will not apply to the additional sets.



We are celebrating Quilters Corner's 20th anniversary in 2015 and to thank our community for its enthusiastic support over the years, we are organizing various sewing projects throughout the year to help those in need. We know how generous quilters and sewists can be when we join together to accomplish a goal, and we are excited to be involved with these special projects.

**Tuesday mornings from 10 - noon** our classroom is set aside for sewing on charity projects. Sewing machines, irons and cutting mats are all available for use. If you prefer, you may sew at home or at another time with another group and simply drop off the finished project at Quilters Corner. You are welcome to continue to bring in projects from previous months as well. We will be sure they are distributed to those in need.

Many wonderful folks have donated time, energy, fabric and sewing expertise to make our first quarter projects a success. Here's what has been sewn and donated as of mid-March:

- 50 pillowcases to the Advocacy Center for women and children in crisis;
- 54 tote bags and 20 hats and head-scarves to the Cancer Resource Center for patients living with cancer;
- 25 pillowcases to the Learning Web;
- 25 pillowcases to the Rescue Mission;
- 10 pillowcases to the Tioga County Family Services for children entering foster care;
- 6 pillowcases to a family in Groton who lost everything in a house fire;
- Nearly 100 premie quilts for local hospitals; and
- Another 50 pillowcases still to donate.



We are eager to keep this momentum going with our monthly sewing projects.

Be sure you are on our email newsletter list to find out about each month's project and to get the free patterns to make them.

## **ROW-BY-ROW Statewide Summer-long Shop Hop**



This is the easiest shop hop ever: no need to sign up or buy a passport, just start hopping! Visit any participating shop between June 21 and September 8 and collect a free pattern for one row

in a Row by Row H<sub>2</sub>O row quilt. This summer there are participating shops in all 50 states and in Canada, so plan your summer travels accordingly!

A prize of 25 fat quarters will be awarded by each participating shop to the first person to bring a completed quilt using at least eight different rows into their store on or before October 31, 2015. Each shop will offer a **BONUS PRIZE** if that winning quilt includes that shop's row in its design. If you are the first person to bring your finished quilt into Quilters Corner and you've included our row in your quilt, you will not only receive the 25 fat quarters, but a \$25 gift certificate to Quilters Corner as well!

## *Presents for you!*



As part of our 20th anniversary year celebration, we will give away a bundle of 20 fat quarters each month in 2015. You will be entered automatically each time you visit Quilters Corner.

# QC Classes Spring/Summer 2015

Come in and look at the teachers' samples in our classroom or view them on our website. You can stop by the shop to register, pick up the phone, 607-266-0850, or sign up online at [www.e-quilterscorner.com](http://www.e-quilterscorner.com). We hope to see you soon!

Key: ♥ = great for beginners ☀ = daytime class

**ASK ABOUT OUR CLASS CLUB CARDS!!!**

## Getting Started

**Learn to Sew:** Discover the joys of sewing while learning basics and building skills. Choose one or all of the classes in this hands-on Learn to Sew series. These classes all use the same wonderful book: ***School of Sewing*** by Shea Henderson.

### ♥☀ Learn to Sew: Simple Skirt Linda VanNederynen

An A-line skirt is the perfect project for a beginner. In this class you will learn sewing terms and sizing, master a waistband, darts and sewing in a zipper. Book and machine required.  
Thurs. and Fri. May 7 and 8, 9 AM-12 PM \$45

### ♥☀ Learn to Sew: Home Dec Pillows Linda VanNederynen

Pillows and more pillows! Learn several sewing techniques including piping, making a flange, mitering corners, covered zippers, decorative buttons and more. Book and machine required.  
Thurs. and Fri. May 14 and 15, 9 AM-12 PM \$45

### ♥☀ Learn to Sew: Apron with Pockets Linda VanNederynen

Learn sewing terms, how to read a pattern and to work with different weight fabrics. You will hone cutting skills, make drawstrings and finish edges with topstitching. Book and machine required.  
Thurs. May 21, 9 AM-12 PM \$23

### ♥☀ Learn to Sew: Customizable Tech Case Linda VanNederynen

Learn to make buttonholes and lining, sew curves and use interfacing. Personalizing a case for your device and finishing techniques will be covered. Book and machine required.  
Thurs. and Fri. June 11 and 12, 9 AM-12 PM \$45

### ♥☀ Learn to Quilt Cyndi Slothower

This class will take you through the whole quilt making process: rotary cutting squares and triangles, sewing a variety of blocks, then making a top for a small quilt. Finally, we will baste, machine quilt and bind. Take the leap, you may never be the same! Machine required; you may use a classroom machine if desired.

Mon. May 4, 11, 18 and June 1

OR June 8, 15, 22 and 29

Choose 9:30 AM-12:30 PM or 6:30-9:30 PM \$90

### ♥ Absolutely Beginning Sewing Machine Operation Linda VanNederynen

Start with turning on a sewing machine, threading, winding a bobbin, attaching feet and accessories. Maintenance, adjusting tension, selecting stitches and stitching them out will also be covered. Don't have a sewing machine? Thinking about a new one? Use one of ours to help you decide.

Tues. May 12, 6-9 PM

\$23

### ♥☀ Color Confidence Kaye Tea

Create beautiful quilts and projects you love by learning about color and fabric "personality". This class will help you broaden your color experience and stretch your colorful imagination as you learn about value and how to create beautiful color combinations for your quilts.

Sun. July 19, 1-3:30 PM

\$19

### ♥☀ Rotary Cutting 101 Sharon Stroud

This class is for everyone, beginners and up, who would like to know the correct way to rotary cut. We will cut strips, squares, half-square triangles, rectangles and more. Emphasis is on safety and accuracy. No project—just lots of practice cutting!

Sat. Aug. 1, 1-4 PM

\$23

**Use a classroom machine for FREE!**  
**Reserve one when you sign up for a class.**

## New Skills

### ☀ **Stitcher's Garden**

**Kristin Thompson**

Create a beautiful quilt while learning more about your sewing machine and many different presser feet. Try out decorative stitches with guided instruction and hands-on practice. Each month explore new techniques like machine appliqué, couching, pin tucking, sewing on a button by machine and candlewicking. Open to all makes and models of sewing machines. Each class stands alone.

\$30/session

Sun. May 31, June 14, July 26, Aug. 30, 12-4 PM

### ♥ **Basting**

**Cyndi Slothower**

Do you have a quilt top finished that you need to baste or sandwich in preparation for quilting? Many hands make light work! We will baste one top each, and more if there is time.

Thurs. July 16, 6-9 PM

\$23

### ♥☀ **Binding Basics**

**Denise Lentini**

Finish quilts with great looking bindings. Try bias and straight grain binding, overlapped or mitered corners and lump-less joints. Binding by hand and with a machine will be covered. Create mini samples for future reference. Machine required.

Thurs. Aug. 27, 1-4 PM

\$23

### ♥☀ **Intro to Machine Appliqué**

**Kristin Thompson**

We will cover machine basics, how to choose the right threads, needles, fusible webs and stabilizers. Practice satin stitch, buttonhole stitch and more. Start with easy exercises and then begin a small quilt or wall hanging that uses your new skills. Machine with zigzag stitch required.

Sat. Aug. 29, 12-4 PM

\$30

### ♥ **Easy Appliqué: A Preparation Method**

**Kristin Thompson**

This class is for anyone who is terrified of the "A" word but would love to learn to appliqué. It's a foolproof preparation method that can then be stitched down by hand or machine. It does not require needle turning but is guaranteed to give you that wonderful turned edge look of hand appliqué. Kit fee \$7, payable to instructor in class.

Mon. Aug. 31, 6-9 PM

\$23

## Embroidery

♥☀ **Anita Goodesign** is an embroidery design company bringing fun and creativity to home embroidery. Join us once, or monthly, for hands-on embroidery classes to make projects and learn new techniques. Embroidery machine required - all makes and models are invited. If you don't have one, use ours! Quarterly design CD and kit required, payable at registration.

**April, May and June** will feature Anita's Playhouse collection. The projects are designed for kids of all ages: zippered bags, soft books, fun masks and even burp cloths.

**July and August** will feature "Stitchin' in the Kitchen". This collection has new, creative projects for the kitchen such as towels, potholders, refrigerator magnets, and more.

\$23/session

Mon. Apr. 27 OR Fri. May 1, 9 AM -12 PM

Thurs. May 28 OR Fri. May 29, 9 AM -12 PM

Thurs. June 25 OR Fri. June 26, 9 AM -12 PM

Wed. July 29 OR Fri. July 31, 9 AM -12 PM

Thurs. Aug. 27 OR Fri. Aug. 28, 9 AM -12 PM

### ♥☀ **Embroidery Design Transfer**

**Linda VanNederynen**

Learn how to transfer embroidery designs to your machine from a CD or your computer. Learn proper sequencing and trouble shooting so that you become proficient at this task.

Thurs. May 21, 1-2:30 PM

\$12

### ☀ **Cutwork Embroidery**

**Gail Carman**

Learn to use cutwork needles from designs in Pfaff Cutwork's Greatest Designs Collection 454 or one comparable for your embroidery machine. Designs must be able to fit in small or medium size hoops. Embroidery machine and design collection required.

Sat. May 23, 12:30-4 PM

\$27

### ☀ **Blackboard Bags**

**Kaye Tea**

These fun bags have sewing sayings in creative designs. They are embroidered in the hoop so there is no additional sewing. Embroidery machine and design CD required.

Thurs. July 23, 9 AM-12 PM

\$23

# Hand Work

## ♥ First Tuesdays with Sharon

**Sharon Stroud**

Spend an evening a month doing what you love best - hand work! Be it hand appliqué, piecing or quilting, this is dedicated time to work on your projects, whether you need help with something specific or just encouragement to finish. Join us for laughs, M&Ms, and lots of fun. \$23/session

Tues. May 5, July 7, Aug. 4, 6:30-9:30 PM

## ♥☀ Hand Quilting Without a Hoop

**Sharon Stroud**

Whether you are ready to learn to quilt or just want to improve your quilting stitch, learn a unique way to quilt (not stab stitch) without poking your finger underneath and without a hoop or frame. Basting, marking methods, echo quilting, thread and batting are also covered. Fee includes a pre-basted quilt sandwich. Roxanne thimbles may be purchased at a 15% discount for this class.

Sat. May 9, 10 AM-4:30 PM

\$54

## ♥ Wool Ivory Baltimore

**Karen Miller**

Create a darling Baltimore Album inspired wall hanging with wool on a flannel background. Perfect for those wanting to learn wool applique basics with added instruction for 3D flowers and simple embellishments. Free motion quilting options discussed too! Book required.

Thurs. June 4 and 18, 5:30-8:30 PM

\$45



## ♥ Big Stitch Quilting and Hemstitch Binding

**Cyndi Slothower**

Learn a quick and easy hand quilting stitch, then a hand embroidery stitch that will make binding your quilts lots of fun. You may stitch on your own quilt in progress or make a small wall hanging in class.

Thurs. June 25, 6-8 PM

\$15

## **Ithaca Modern Quilt Guild**

Meetings are the first Sunday of every month from 1 to 3 PM at Quilters Corner. All are welcome. Bring a show and tell!

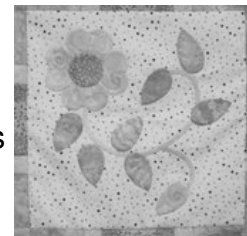
## ♥☀ Intro to Hand Appliqué

**Kristin Thompson**

Hand appliqué is wonderful to see, a pleasure to do and it's portable! Learn the techniques for invisible needleturn appliqué and the tricks for mastering the basic shapes.

Kristin will have you hooked. Pattern required.

Sat. Aug. 15 and 22, 9 AM-12 PM \$45



## ♥ Beginning Wool Appliqué: Woolly Wren

**Karen Miller**

Karen is sharing her original wool appliqué design for beginners. "Woolly Wren" is an adorable 11" x 13" hanging table top mini that will get you excited about working with wool. Learn wool appliqué basics, starter stitches and how best to make your wool appliqué pop! Pattern required.

Thurs. Aug. 20, 5-9 PM

\$30



## Make Your Own Class

If the class you really wanted to take this time is not listed, this is for you! If you have four or five friends who want a class, we will try to schedule a teacher for you at another convenient time.

## ♥☀ Make Your Own Class

**Cyndi Slothower**

Are you stuck on a sewing or quilting project? Take some dedicated time to sew with other like-minded folks. Bring whatever you wish to work on and Cyndi will be available to assist.

Fri. May 8, 12:30-5:30 PM

OR Sun. Aug. 23, 12-5 PM

\$38

## Open Sewing Studio at Quilters Corner!

Most Tuesdays and Wednesdays from 12-4. Work on your project in our beautiful classroom. Make new friends! Machines are ready and the irons are on. Call to reserve a table.

Only \$5 per session!

Additional times may be available during shop hours—call to find out. 607-266-0850

# Gifts & Fun Things

## ♥☀ **Folded Star Hot Pad** **Rhonda Poyer**

Try a new technique to make this classic pattern. Pre-printed interfacing makes it easy to line up the folded triangles. These pretty hot pads make great gifts! Pattern, sewing machine and rotary cutting skills required.  
Sun. May 17, 12-4 PM



\$30

## ♥☀ **Lil' Twister** **Rhonda Poyer**

Use the Lil' Twister tool to make a table runner or table topper with a pinwheel design. Charm squares and a border fabric are all you need. Machine, rotary cutting skills and tool required.  
Sun. June 21, 12-4 PM

\$30

## ♥☀ **Pillowcases** **Rhonda Poyer**

Learn a quick and easy way to whip up a pair of pillowcases for yourself or for someone special. All raw edges will be encased inside the seams. Rotary cutting experience and machine required.  
Fri. June 26, 2:30-4:30 PM

\$15

## ♥☀ **A Little Duffle Do It** **Rhonda Poyer**

These adorable miniature duffle bags may be used to organize sewing tools, travel items and other small supplies. They make great gifts! Choose from one of four sizes. Pattern, machine and rotary cutting experience required.

Sun. July 12, 12:30-3:30 PM

\$23



## ♥☀ **Locker Hook Rug** **Rhonda Poyer**


Make a colorful cotton rug using your "oops" or leftover fabrics, filling in with new finds as well. It's a perfect portable project. This class will get you started with all you need to know. It may be hard to stop! Machine required.

Fri. Aug. 7, 2-5 PM

\$23

## ♥☀ **Lil' Twister Tool: One in the Oven** **Rhonda Poyer**

Create potholders and a decorated towel as you learn how to use the Lil' Twister tool. Once you have it mastered, you'll have fun creating your own designs from table runners to quilts. Tool, pattern, machine and rotary cutting skills required.  
Sun. Aug. 16, 12:30-3:30 PM



\$23

## ♥☀ **Chevron Tablerunner with the Binding Tool** **Edith Johnston**

Here is a quick, attractive tablerunner using our popular binding tool as a template. You should be close to a finished creation by the end of this 3 hour class. Basic rotary cutting and sewing skills recommended. Tool and machine required.  
Mon. June 8, 1:30-4:30 PM

\$23

## ♥☀ **Laminated Cloth Tote Bag** **Valerie Leftwich**

Make a fun waterproof bag for swimming, an airplane carry-on bag, or a favorite bag to haul your stuff. It's so easy, you will complete a bag in class, then want to make more! Machine required.

Thurs. Aug. 13, 10 AM-12 PM

\$15

## ♥☀ **Laminated Cloth Zippered Pouch** **Valerie Leftwich**

Make two different pouches in one class! These are so cute and so practical that you will want to make many more. Machine required.

Thurs. Aug. 13, 1-3 PM

\$15

## ☀ **Gum Drop Pouf Pillow** **Denise Lentini**

Make a comfy pillow or an ottoman for a dorm room or any casual living area. Choose just one fabric, or up to four, for a unique accent piece. Pattern and machine required.

Thurs. Aug. 20, 1-4 PM

\$23



## New Owner Classes

### ♥☀ PFAFF and Baby Lock Sewing Machine New Owner Classes

*We are committed to helping you learn the features of your new computerized sewing machine. Second helpings are welcome and cheerfully served. Each session is FREE w/machine purchase from QC or \$125. If you do not see your model listed, please call for an appointment.*

#### **Baby Lock Melody, Elizabeth, Tempo, Sophia 2 and Ellure Plus - Pat**

Wed. June 10, 9:30 AM-12:30 PM  
OR Wed. Aug. 5, 6-9 PM

#### **Baby Lock Ellure Plus and Sophia 2 Embroidery Functions - Pat**

Wed. June 24, 9:30 AM-12:30 PM

#### **Baby Lock Sergers, Self-Threading - Edith**

Fri. June 12, 2-5 PM

#### **Baby Lock Ellisimo, Ellageo, Unity (A and B) Symphony and Crescendo (A only) - Edith**

##### **A. Basic Operation, learning icons, feet**

Sun. May 17, 12-3 PM

OR Fri. June 5, 9 AM -12 PM

##### **B. Embroidery**

Sun. May 24, 12-3 PM OR

Fri. June 12, 9 AM-12 PM

#### **PFAFF Ambition and Expression - Cyndi**

Sat. May 9, 12-4 PM

OR Mon. July 13, 12-4 PM

#### **PFAFF Performance and Creative - Gail**

##### **A. Basic Operation, learning icons, feet**

Tues. May 19, 12:30-4 PM

##### **B. Special Techniques**

Mon. June 22, 12:30-4 PM

##### **C. Embroidery and Precise Positioning**

Tues. July 21, 12:30-4 PM

#### **Destiny - Linda**

Dates to be determined.



## Tiara

### ♥☀ Top Tips for Quilting with the Tiara Pat Merkle

Pat loves her Tiara and her free motion skills are amazing. Whether you already have a Tiara or are thinking about getting one, come and get the benefit of her expertise on this wonderful machine. She will discuss threading, bobbin winding tricks, adjustments to top and bottom tension in relation to different thread weights and fabric thicknesses and more. While Pat will demonstrate for much of the session, you will have a chance to stitch as well.

Sat. June 27, 10:30 AM-12:30 PM

\$15



## Sergers

### ♥☀ Absolutely Beginning Class for Sergers Edith Johnston

This class is for anyone who has a serger and needs help from the very beginning: basic threading, inserting needles, checking tensions. Class size is kept small. Serger required.

Fri. Aug. 14, 9 AM-12 PM

\$23

### ♥☀ Little Serger Dress

#### **Pat Miller**

Bring a little girl's t-shirt and choose her favorite coordinating fabric to make this double flounce dress on a serger. Bring your serger or use one of ours. Some serger experience required.

Fri. July 10, 9 AM-12 PM

\$23

### ♥☀ Quick Projects for a Serger Edith Johnston

In this class we will make a cute potholder and a zipper bag or two using the overlock stitch on a serger. Bring your serger or use one of ours to learn some new skills.

Fri. July 10, 1-4 PM

\$23

## Beautiful Bags

### ♥☀ Mesh Beach/Market Tote

**Kaye Tea**

This bag is fast and easy. It's made of colorful mesh for the body and coordinating fabric for the band and pockets. A new technique with a sassy look! Pattern and machine required.

Fri. May 29, 1-5 PM \$30

### ☀ Mystery Bag

**Kaye Tea**

Our very own bag lady is feeling mysterious again! Sign up for her class, choose 6 fat quarters and leave with a fully lined bag with two inside pockets- but that's all we're telling you! Kaye has preselected some fat quarter packs that may help you with your fabric choices. The pattern will be given in class, with step-by-step instructions until the final reveal! A fun day and a great class for sewers with intermediate skills. Machine required.

Thurs. June 18, 9 AM-2 PM  
OR Thurs. July 16, 9 AM-2 PM \$38

## Summer Dresses

### ♥☀ Simple Pillowcase Dress

**Pat Miller**

Start with her favorite fabric and whip up a summer dress for a special little girl. It's so fast and easy, most students will finish the dress during class. Machine required.

Pattern is free.

Fri. May 22, 1-4 PM



\$23

### ♥☀ Sunny

**Pat Miller**

This adorable little sundress is perfect for any occasion. It's reversible so you can flip it around for the next event. Personalize it with appliqué or ric rac and you have a great gift for a special child. Easy instructions for sizes 2 through 10. Pattern and machine required.

Thurs. Aug. 6, 12-4 PM \$30

**Use a Pfaff or Baby Lock classroom machine for FREE!**

**Reserve one when you sign up for a class.**

## 5D/6D Software

### ♥☀ 5D/6D New Owners Training

**Linda VanNederynen**

5D/6D Embroidery Extra owners attend the first two sessions: \$150 or free with software purchase. 5D Suite and 6D Premier owners attend four sessions to learn the basics of your software: \$250 or free with software purchase. A limited number of laptops are available to share or bring your own to the training.

#### 5D/6D Lesson #1 and #2

Wed. May 6 and 13, 9-11 AM

#### 5D/6D Lesson #3 and #4

Wed. May 20 and 27, 9-11 AM

### ☀ 5D/6D Software Club

**Merrie Wilent/Gail Carman**

Anyone with 5D/6D is welcome to join anytime to learn more about their software.

Bring laptops only. \$19 per session

Fri. May 20, 9:30 AM -12 PM

Daisy Vine Quilting Design using tools in Design Creator and Lettering and Stitch Editor Plus

Fri. July 17, 9:30 AM -12 PM

Topic to be determined

Fri. Aug. 21, 9:30 AM -12 PM

Plan Ahead to Avoid Jump Stitches using Design Creator and Design Player

## Featherweight

### ♥☀ Care and Feeding of Your Featherweight

**Sharon Stroud**

An essential class for all the old black Singer Featherweight owners. You will learn to clean and oil your machine, where to lubricate, how to do simple repairs and more. Machine required.

Sat. June 27, 1:30-5 PM \$27

## Scrap Happy Hour

### ♥ Scrap Happy Hour

**Edith Johnston**

Get inspired to start something with your scraps! Each session Edith will present a free scrap quilt pattern, which she will demo while you sip your wine or juice and enjoy some snacks. Show and tell and drawings will add to the fun.

Thurs. 5:30-6:30 PM

\$7/session

May 14, June 11, July 9, Aug. 13

# Sew Many Quilts!

## ♥☀ Chinese Magic

**Valerie Leftwich**

To honor our friend Barbara Feinstein who passed away last fall, we are pleased to have her student Valerie teach this quilt. It's dramatic, yet easy for beginners. Choose a collection of coordinating prints: Asian, Kaffe Fassett, novelty, florals, etc. You will add fake borders to individual blocks and set them on point. Pattern and machine required. Fri. May 15 and June 19, 1-5 PM \$60

## ♥☀ One Block Wonder

**Valerie Leftwich**

Choose one great fabric and one block shape and make a one-of-a-kind quilt. No fussy cutting and no Y-seams. Book and machine required. Sat. June 13, 10:30 AM-4:30 PM \$45

## ☀ One Block Wonder Studio

**Valerie Leftwich**

Bring your one block wonder blocks in progress, ready to place on the wall for designing the flow of your quilt. Machine required. Sat. Aug. 15, 12-4 PM \$30

## ♥☀ Full Bloom

**Kristin Thompson**

Full Bloom is our new fabulous Block of the Month and this class will help get you organized. We will review the instructions, prepare the first flower for sewing, and practice two different raw edge applique techniques called "edge coloring". Some kits available. Pattern and machine required. Sat. June 6, 9 AM-12 PM OR Thurs. July 2, 9 AM-12 PM \$23

## ♥☀ Blooming Color Quilt

**Cyndi Slothower**

Do you love quilts where one fabric flows right into the next, creating a fabulous color symphony? If you have basic rotary cutting experience, you can make this breathtaking quilt. Cyndi will help you refine your fabric selection and give tips for the construction of your very own quilt that blooms! Pattern and machine required. Sat. June 20, 10:30 AM-4:30 PM \$45

## ♥☀ T-Shirt Quilt

**Denise Lentini**

Someone just can't part with favorite T-Shirts, but no longer wears them? Make a quilt! We will stabilize the shirt's images, try many layouts and begin constructing the quilt top. Ideas for quilting will be given. Book and machine required. Thurs. June 25 and July 2, 1-4 PM \$45

## ♥☀ 10-Minute Blocks

**Rhonda Poyer**

Five squares + three seams = 1 large block with a diamond center! You'll be able to stitch any size quilt with this 10-minute technique. You will have hardly anything to cut when you use charm squares or layer cakes. Booklet, rotary cutting skills and machine required. Fri. July 17, 2-5 PM \$23

## ♥☀ Batting Buddy Fun

**Rhonda Poyer**

Fast, easy blocks are created and quilted in one step. The backing becomes the sashing and binding. As the blocks are joined, you are done! Choice of two patterns and machine required. Fri. July 24, 2-4:30 PM \$19

## ♥☀ French Roses

**Valerie Leftwich**

Sewing French Roses is so easy and so much fun that we encourage beginners to try it. The edges are raw to "bloom" when washed. Enjoy playing with fabric and watch your garden grow! Pattern and machine required. Mon. Aug. 3, 12-4 PM \$30

## ♥☀ Charming Chevrons

**Rhonda Poyer**

Choose a charm pack and a background fabric to make this striking zigzag baby quilt. Want to make it larger? Just bring more charms and background fabric. Pattern and machine required. Sat. Aug. 8, 10:30 AM-4:30 PM \$45

## ♥☀ Four Patch Posies

**Cyndi Slothower**

Make a gorgeous quilt using only one print for all the blocks! You will carefully line up repeats in the print, cut through four layers, choose your favorite kaleidoscope and sew. This is an easy version of "stack and whack". Pattern and machine required. Mon. Aug. 24, 10:30 AM-4:30 PM \$45

**You can look at a class calendar and sign up for classes online**

**[www.e-quilterscorner.com](http://www.e-quilterscorner.com)**

**or call 607-266-0850**

# Machine Quilting

*Quilters Corner is committed to helping you learn to quilt your own quilts! These classes will provide experience and confidence so you can give your tops the finish they deserve.*

## ♥☀ Intro to Machine Quilting

**Cyndi Slothower**

Learn about tools, needles, thread, batting, basting and machine settings to give you success quilting your quilts on your home sewing machine. You'll practice some beginner friendly designs, both with feed dogs and free motion. Then go home and finish some quilts! Machine required.

Sun. June 28, 12:30-4:30 PM \$30

## ♥☀ Free Motion Fundamentals

**Brynne Sigg**

Learn the very basics of free motion quilting with tips on choosing a back, batting and thread. The class will also cover setting your tension and choosing quilt patterns. We will be doing basic free motion stitching, including meandering and loops with different designs. Machine required.

Wed. June 17, 1-4 PM \$23

## ☀ Beyond the Basics: Free Motion Quilting

**Brynne Sigg**

Ready to do more than just meander free motion quilting? This class is for you. We will be quilting on practice sandwiches using a number of different free motion patterns. A basic knowledge of free motion quilting and a previous beginning quilting class required. Machine required.

Wed. July 8, 1-4 PM \$23

## Free Motion Quilting: Feathers I

**Karen Miller**

Join us for a day of fun, learning how to quilt free motion feathers on your home sewing machine. Several different feather designs will be discussed, drawn and quilted. A basic knowledge of free motion quilting, a previous beginning quilting class and machine required.

Thurs. Aug. 6, 5-9 PM \$30



## Free Motion Quilting: Feathers II

**Karen Miller**

Take your FMQ Feathers to a new level. Learn to draw and quilt the "Feather Galaxy" background motif (including pebbles) and "Feather Vine" - perfect to fill quilt sashings. Review of curved and curled feathers from FMQ Feathers I class



included. FMQ Feathers are FUN!! Prereq: FMQ Feathers class and machine required.

Wed. Aug. 26, 5:30-8:30 PM \$23

## E.A.T. CLUB

### (Exploring Advanced Techniques)

is a group that meets monthly to share machine techniques. If you enjoy researching and trying new things with fabric and would like to share your work in progress and creative techniques, please come. Membership is free, but please call June to register at 607-257-0939.

Meets the third Monday of every month at Quilters Corner from 1-3 PM.

## CLASS POLICIES

- *Payment must accompany class registration.*
- *You may withdraw from a class and receive a full refund up to one week before the class begins. After that time no refunds will be issued.*
- *We'll notify you and give a refund if we cancel a class.*
- *Be considerate of your teacher and other class members; please leave children and guests at home.*
- *We encourage you to make sure the class has the minimum enrollment before you purchase supplies.*
- *Sewing machines are available and free for class use; be sure to reserve one when you register.*
- *Remember to request your 10% discount when buying supplies for Quilters Corner classes.*
- *Please purchase supplies before class begins so you don't miss anything!*
- *If your class will be held outside of store hours, please use the back door near the parking lot. If it is locked, use the doorbell.*



518 W State/MLK St  
Ithaca, NY 14850  
M-F 10-6, Sat 10-5,  
Sun 12-4  
607•266•0850  
www.e-quilterscorner.com

PRSRT STD  
U.S. POSTAGE  
PAID  
ITHACA, NY  
PERMIT NO. 780

**Don't miss out** on the latest QC news and tips!

Email to [quilters@e-quilterscorner.com](mailto:quilters@e-quilterscorner.com) and ask us to add you to our weekly email list. We'll never rent or sell your address.

**You Are Invited to a**

## Birthday Party

**Saturday July 25, 12-4 pm**

Come join us as we celebrate our 20th birthday!

- Friends
- Food
- Fun

RSVP: 607-266-0850 or  
[quilters@e-quilterscorner.com](mailto:quilters@e-quilterscorner.com)



**Add this to your calendar**

## The Central New York Shop Hop



Thursday - Sunday, October 15 - 18, 2015

*Did you know?*

## Quilters Corner welcomes groups



What you can expect:

- Open early to accommodate your schedule
- Goodie bags for everyone
- Light snacks provided
- Clean bathrooms
- Extra staff on hand to provide assistance
- Demonstrations provided upon request

Give us a call to see what dates are available for an outing your group will talk about for a long time:

607-266-0850.

The minimum group size is ten.