

518 W State (Martin Luther King Jr.) St  
607•266•0850

[www.e-quilterscorner.com](http://www.e-quilterscorner.com)  
[quilters@e-quilterscorner.com](mailto:quilters@e-quilterscorner.com)

## QUILTERS CORNER HIGHLIGHTS

**Blocks-of-the-Month**  
(p 2)

**I Spy Summer Block-of-the-Week** starts  
Monday, June 30 (p 6)

**The latest** patterns,  
books, notions, and  
fabric (pp 3-5)

**Classes!** You can see  
class samples and sign  
up on our website. We  
have over 70 classes  
this session. (pp 8-15)

**What's New from Pfaff**  
Friday, May 2, 3-6 (p 16)

**Gift Certificate Sale** May  
1-11 (p 4)

**Sue Kostroski** Baby  
Lock educator Friday  
and Saturday, May 30 &  
31 (p 5)

**Quilt Market Show &  
Tell** Friday, June 6, 3-6  
(p 6)

**Marsha Kirsch** Pfaff  
educator Friday June 20  
(p 7)

**Feliz Navidad Party**  
Friday, July 18, 4-7 (p 7)

**Dog Days Picnic & Sale,**  
Saturday, August 16 (p 5)

**Latest from Baby Lock  
convention** Friday,  
September 12, 3-6 (p 6)

**We'll Be Closed:**  
Easter Sunday, April  
20; Memorial Day, May  
26; July 4; Labor Day,  
September 1.

## MACHINE EMBROIDERY

**Add this skill to *your* toolbox.**

There are many arts that fall under the general umbrella of quilting. There are so many enticing options to choose from, and trends come and go and come around again. A relatively new development in the quilting world is the increasing use of computerized embroidery machines. You can find all kinds of designs, from extremely cutesy to very elegant. There are designs for creating blocks for your quilt and for quilting in the hoop. You can embroider on many types of fabric and what you can embroider is limited only by your imagination - towels, handbags, clothing, gift items, etc.

Some of us at Quilters Corner have jumped into machine embroidery in a big way. So big, in fact, that we have just introduced one of the most popular and complete lines of embroidery designs available, **Anita Goodesign**. We are so excited about the wonderful variety, great value and beautiful stitch quality of these designs! We have a rack full of beautiful designs in the shop for you to choose from, as well as a comprehensive catalog and on-line selections too. We are answering our customers' requests for hands-on embroidery classes with monthly workshops (please check the class schedule for dates). If you don't have an embroidery machine and want to take any of these classes, we will arrange for you to use one of our shop models. Of course we want to sell you one! We often have specials, bundles and financing on machines in a variety of price ranges. Stop in to look at machines, designs and samples for our upcoming embroidery classes.

Here are a few recent quotes from customers and staff who have tried embroidery: "Wow, that design turned out even more beautiful than I expected." "I didn't know I would have this much fun with embroidery. I played all day." "Quilting in the hoop is much easier than I thought. I can get all those tops quilted now." "That was done with embroidery? Amazing!" Stop in and let us help you give embroidery a try - you'll see what all the excitement is about!



*We had lots of fun in the  
March workshops!*



*Our April Project*



# BLOCKS-OF-THE-MONTH

## HUNTER'S STAR SIMPLIFIED

STARTS IN MAY



**Hunter's Star Simplified** is our newest Block-of-the-Month. You'll love the colors of fall in this beautiful batik quilt. With warm browns, luscious golds, dazzling greens, and stunning burgundies, these wonderful stars simply dance across the quilt. Hunter's Star Simplified can be made by a confident beginner. The pattern gives instructions for half square triangles; we recommend making this even easier with Star Singles Half Square Triangles. We give directions for this with the first month's kit. The 94" x 114" generous queen size quilt will run 8 months; the last month includes borders and binding. The single pattern is \$10, and can be ordered separately. The kits are \$23 per month.

---

---


### Make Your Own Sale

Finish any regularly priced bolt and get **15% off** the whole thing.

*All day, every day*

## FOUR PATCH DELIGHT

CONTINUING BLOCK OF THE MONTH



We've taken a simple double-four-patch block and made this striking Block-of-the-Month quilt. The piecing is a cinch; the color selection makes the quilt. This program started in January and will continue through September. Each month's kit makes eight different colored blocks with our beautiful batik selections. Your finished quilt will be 80" x 90". The pattern is \$9, and can be ordered separately. Monthly kits are \$20 per month for nine months; binding is included in the last kit.

**YES!**

**WE DO MAIL ORDER.**

[www.e-quilterscorner.com](http://www.e-quilterscorner.com)

607-266-0850




## NEW STUFF



Here's a wonderful way to use your beautiful 2 1/2" fabric strips. The **Bali Bowl** pattern includes directions for three different sizes and shapes of bowls but you could adapt it to suit your needs. Choose cotton clothesline or double-sided fusible foam to fill your strips. Kristin used foam for

this sample and it was really lovely to work with. Look for her Bali Bowls Revisited class.

**Lemon Pepper** is an easy and fun quilt to make. It's fat quarter friendly and includes three different sizes. Assemble your own collection of fat quarters or pick up one of our beautifully coordinated bundles in gold/gray/black or red/gray/black. Simply modern!



**Chic Chickadee** is small and charming like its subject. We made this 18" x 22" wallhanging with the fusible appliqué technique. Pattern and kit available.

Channel your inner duchess when you carry this classy clutch with a ruffled rosette. Inspired by the ladies of Downton Abbey, **Going Downton** is the perfect accessory for a special outfit. With a detachable wrist strap, zippered top, and inner pockets to hold credit cards, cash and more, you'll have everything you need for a night at the castle (or out on the town)!



Hexagons are one of the biggest trends in quilting and **Science Fair** is right on point. Use a jelly roll or 2 1/2" strips from your own stash as well as background fabric to make this modern-style quilt. This clever design has no inset or Y-seams. Make templates or save time with the handy **Hex N More** ruler. Our

kit makes the lap size, 48" x 65"; the pattern includes instructions for quilts up to king size.

Give a child hours of coloring fun and share your love of quilting with the **Whimsical Designs Coloring Book** from Piece O' Cake Designs. The book includes 14 pages to color, plus an introduction to quilting basics like working with the color wheel and appliqué. This fun and inspiring book will help children (and adults too) take the first steps in a lifelong love of creating with color and fabric. Use it to design your own quilt with the cute birds, animals and flowers. Brynne did this with **Spring in Ithaca**. Kit available.



The **Beatie Bag** is your personal traveling bag, ready to store sewing supplies, jewelry, makeup, beads... You'll think up all kinds of uses! Along with the pattern you receive four



clear vinyl inserts that make for easy viewing of the contents and plenty of storage. We know you'll want to make lots of these, so we'll have extra sets of the inserts available.



## MORE NEW STUFF




Tell your story with 2 1/2" strips and fat eighths and template-free piecing. Sew an alphabet quilt for a favorite child or a monogram, name or saying. What a fun idea for a graduation quilt!

### Spell It With Fabric

includes patterns for 26 letters plus eight

alternate quilt blocks; it's a bargain at \$10.

**Twisters** are clear acrylic rulers that are simple to use and make stunning quilts. With five sizes available, you can use charm packs, layer cakes or cut your desired size square for your quilt project. Make a king size quilt with the Twister, a miniature wall hanging with the Itty



### Twister Sparkler

45" x 45"  
Pattern and kit available.



### Itty Bitty Primitive Pinwheel

15" x 15"  
Pattern included with ruler.

Bitty Primitive Pinwheel, or any size of quilt in between!

For more fun, use your leftovers from cutting larger squares with a smaller Twister ruler. For example, what you have left from cutting 10" squares using the Twister tool may

be used with the Lil' Twister. Leftovers from the Lil' Twister may be used with the Itty Bitty Pinwheel!

The sky is the limit for projects that you can create with the Twister tools! Look for lots of inspiring samples and classes from Rhonda.



### Twister Jack

24" x 26"  
Pattern and kit available.

We love books and we know you do too!

## Quilters Corner Book Club

### Book Savings Program

- It's easy to sign up.
- It's free to join.
- Start a book club card that is kept at the shop.
- Each time you purchase a book we record the dollar amount on your book card.
- All full price, special order, discounted and sale books are included.
- When you buy six books, 10% of the total you spent will be applied to the purchase of your next book.

**For example:** You bought a sale book for \$10, three for \$24, another for \$30, and one for \$18. The total for all six books is \$130. You will receive a \$13 discount on the purchase of your seventh book! Then start a new card to collect more savings!

**The perfect gift for Mom, grad ...**

## Gift Certificate Sale

May 1-Mothers' Day, May 11



10% bonus on all gift certificates purchased! For example, buy a \$55 dollar gift certificate for only \$50. Valid on the website too -- just mention the sale in the notes section at checkout and we'll add your bonus.

## NEW FABRIC



### Voile for Summer Sewing here now



### little Black Dress 2 here now

Look for the quilt Brynne designed using this fabric; we'll have a pattern and kits available.



### SEWING BOX here now



### ABC menagerie here now



### Holiday Fabric

We've ordered lots. It will start to arrive in May and June.

## Dog Days Dessert to Pass Picnic and Doghouse Clearance Sale Saturday, August 16



Shop all day long! Join us for lunch 11-2. We'll grill the hot dogs and tofu pups; bring a dessert to share. Please RSVP to [quilters@e-quilterscorner.com](mailto:quilters@e-quilterscorner.com) or 607-266-0850 if you'll be attending the picnic.

## Baby Lock's Sue Kostroski

### Friday, May 30 – Sergers: Basics and Beyond

- 9-12 lecture and trunk show.
- 1-4 hands on class creating a notebook of serger technique samples.

### Saturday, May 31 – Quilting & Sewing

- 9-12 lecture and trunk show.
- 1-4 hands-on class sewing a beautiful and very useful **Ready for Class Satchel**.



Reserve your space today for the opportunity to learn from one of the most talented woman in the sewing world. Baby Lock's Sue Kostroski has an extensive background in all types of sewing. For two days she will be sharing her expertise with us.

\$75 per day includes morning refreshments, lecture and trunk show, lunch, kit, and afternoon class. Lecture and trunk show alone, \$25 per day.





## SAVE BIG

on a new sewing machine! Check out our selection of retired floor model and overstock machines. These machines have **EXTREME PRICE REDUCTIONS** which means great savings for you! All are fully warranted.



Quilters Corner also sells previously owned Pfaff & Baby Lock sewing machines. All machines have been serviced and include a 6 month warranty. Stop in today and check out our selection.

## QUILT MARKET

## SHOW & TELL

Come see what's new from Quilt Market, our huge industry trade show. Join us on

**Friday, June 6, from 3-6**

Check out all the cool new stuff for yourself. It's always more fun with a friend – invite someone today! Light refreshments will be served. Please RSVP to [quilters@e-quilterscorner.com](mailto:quilters@e-quilterscorner.com) or 607-266-0850 so we know how many cookies we'll need.

## I Spy

### Summer Block-of-the-Week

**Starts Monday, June 30**



I Spy quilts are a fun way to teach young children object, number and color identification. Picture a quilt with 72 different novelty fabrics and imagine how long it would take to find, purchase and cut that many

different quilt pieces. We have done the work for you! Each week for 9 weeks you will receive 8 different novelty 5" squares. By the end of the summer you will have all the novelty fabrics you need to make an adorable baby quilt (you add a sashing or setting fabric of your choice).

How does it work? Just visit the shop each week and pick up your squares. You will receive

directions for three different layouts in the first week so you can start thinking about how you want to make your quilt.

We'll release a new set of 5" squares each Monday for nine weeks starting the week of June 30. Each weekly

packet will be \$4; however, if you pick up your packet in the shop in person during the week that it's released, you'll get a \$2 discount.

Look for a class on how to make the cute hexagon setting with the 4" diameter hexagon tool.



**Save the date!**

**What's New from Baby Lock**

**Friday, September 12, 3-6**

Explore the latest advances unveiled at Baby Lock Convention.

***You are Invited***

# Feliz Navidad Party

**Friday July 18, 4-7pm**

Bring your sombrero and wear your brightest summer colors!

Mexican Munchies

Margaritas

Non-alcoholic Punch

Christmas Fabric

2014 New Christmas samples: decorating & gifts

Free easy-to-make patterns

Demonstrations

Join the fun and get a head start on your holiday sewing with inspiring ideas at this popular summer party.

RSVP: 607-266-0850 *OR*

[quilters@e-quilterscorner.com](mailto:quilters@e-quilterscorner.com)

Receive a \$5 gift certificate to use at the party when you arrive.



## ROW-BY-ROW Statewide Summer-long Shop Hop



This is the easiest shop hop ever! No need to sign up or buy a passport. Just start hopping!

Visit any participating shop between July 1st and Labor Day, September 1 and collect a free


pattern for one row in a **Sew a Season** row quilt. A prize of 25 fat quarters will be awarded by each shop to the first person to bring a completed quilt using at least eight different rows into their store on or before October 31, 2014. Each shop will offer a **BONUS PRIZE** if that winning quilt includes that shop's row in its design. If you are the first person to bring your finished quilt into Quilters Corner and you include our row in your quilt, you will not only receive the 25 fat quarters, but a \$25 gift certificate to Quilters Corner, as well!

**PFAFF® Sewing Specialist**

**Marsha Kirsch**

**Friday, June 20**

*You're Invited!*



**Quilting and Embroidery: Better Together**

- **9-12 lecture and trunk show**
- **1-4 hands-on sewing a beautiful table topper**

Have you ever wondered about incorporating embroidery into your quilting? Come join Marsha and discover how to combine quilting with embroidery. This event is perfect for those of you who are considering a new machine! Discover what the new top-of-the-line Pfaff sewing and embroidery machine has to offer you.

\$75 includes morning refreshments, lecture and trunk show, lunch, kit, and afternoon class. Lecture and trunk show alone, \$25.

# QC Classes Spring/Summer 2014

Come in and look at the teachers' samples in our classroom or view them on our website. You can stop by the shop to register, pick up the phone, 607-266-0850, or sign up online at [www.e-quilterscorner.com](http://www.e-quilterscorner.com). We hope to see you soon!

Key: ♥ = great for beginners ☀ = daytime class

## Getting Started

### ♥☀ Beginning Quiltmaking

#### Cyndi Slothower

A solid introduction to quilt making. Learn different techniques each session (rotary cutting, squares, triangles, stars) and make blocks for a sampler wall hanging or quilt. We will cover setting, basting, machine quilting and binding. Take the leap - you may never be the same! Machine required.

\$158

Mon. Apr. 21, 28, May 5, 12, June 2, 9 and 16  
Choose days 9:30-12:30 OR evenings 6-9

### ♥ Learn to Sew Classes

#### Linda VanNederynen

Discover the joys of sewing while learning basics and building skills. Choose one or all of the classes in this hands-on series.

#### Simple Skirt

Learn to read a commercial clothing pattern, sewing terms and sizing. In this class you will master a waistband, darts and sewing in a zipper. Machine and pattern required.

Tues. May 20 and 27, 6-9 PM \$45

#### Home Dec Pillows

Pillows, Pillows & more Pillows! Learn several sewing techniques including piping, making a flange, mitering corners, zippers, decorative buttons and more. Pattern and machine required.

Tues. June 10 and 17, 6-9 PM \$45

#### Pajama/Lounge Pants

Learn to read a commercial clothing pattern, sewing terms and sizing. In this class you will master an elastic waistband and finishing off inside seams with finesse. Machine and pattern required.

Tues. June 24 and July 1, 6-9 PM \$45

#### Tablecloth & Napkins

Learn to calculate yardage based on the size of your table. Adding borders, mitering corners, piping and finishing techniques will be covered for both napkins and tablecloth. Machine required.

Tues. July 8 and 15, 6-9 PM \$45 <sup>8</sup>

### ♥☀ Absolutely Beginning Sewing Machine Operation

#### Linda VanNederynen

Start with turning on a sewing machine, threading, winding a bobbin, attaching feet and accessories. Maintenance, adjusting tension, selecting stitches and stitching them out will also be covered. Don't have a sewing machine? Thinking about a new one? Use one of ours to help you decide.

Thurs. June 5, 9 AM-12 PM \$23

### ♥☀ Learn to Quilt

#### Cyndi Slothower

This class will take you through the whole quilt making process. We will learn to rotary cut squares and triangles, then sew blocks together into a top for a small quilt. Finally, we will baste, machine quilt and bind. Take the leap. You may never be the same! Machine required.

Mon. and Fri. 10:30 AM-4:30 PM  
June 23 and 27, OR Aug. 25 and 29 \$90

### ♥☀ Rotary Cutting 101

#### Sharon Stroud

This class is for everyone, beginners and up, who would like to know the correct way to rotary cut. We will cut strips, squares, half-square triangles, rectangles and more. Emphasis is on safety and accuracy. No project-just lots of practice cutting!

Sat. July 12, 2-5 PM \$23

### ♥☀ Color Confidence

#### Kaye Tea

Create beautiful quilts and projects you love by learning about color and fabric "personality". This class will help you broaden your color experience and stretch your colorful imagination as you learn about value and how to create beautiful color combinations for your quilts.

Sun. July 27, 1-3:30 PM \$19

### Take a class with a friend!

It's more fun and less money! Save 20% on all class fees in this newsletter when you sign up together by May 7.



## Advancing Skills

### New Skills: Harder Blocks

#### Cyndi Slothower

For those with basic quilt making skills who want to take their piecing up a notch. Join Cyndi once a month as she leads you through cutting and piecing a harder block. Each class stands alone.

Machine required. \$23/session

Thurs. Apr. 24, June 26, July 17, Aug. 21, 6-9 PM

### ♥☀ Intro to Machine Appliqué

#### Kristin Thompson

We will cover machine basics, how to choose the right threads, needles, fusible webs and stabilizers. Practice satin stitch, buttonhole stitch and more. Start with easy exercises and then begin a small quilt or wall hanging that uses your new skills. Machine with zigzag stitch required.

Sat. May 10, 12-4 PM \$30

### ♥☀ Lil' Twister

#### Rhonda Poyer

Use the Lil' Twister tool to make a table runner or table topper with a pinwheel design. A pack of charm squares and a border fabric are all you need. Machine, rotary cutting skills, tool required.

Sun. May 18, 12-4 PM OR

Sat. Aug. 23, 10:30 AM-2:30 PM \$30

### ☀ Stitcher's Garden

#### Kristin Thompson

Create a beautiful quilt while learning more about your sewing machine and many different presser feet. Try out those decorative stitches you have always wanted to use with guided instruction and hands-on practice. Explore a new technique like machine appliqué, couching, pin tucking, sewing on a button by machine, candlewicking. Open to all makes and models of sewing machines. Each class stands alone. \$30/session

Sun. May 25, June 22, July 20, Aug. 31, 12-4 PM

### ☀ Crazy Curves

#### Rhonda Poyer

Take the fear out of sewing curves and sew them with only one pin! Learn to sew quarter circles cut from the Crazy Curves template. Turn the blocks to create half or whole circles or curving paths.

Template, machine, rotary cutting skills required. Fri. Aug. 15, 10 AM-12:30 PM \$19

## Finishing Up!

### ♥ Basting

#### Cyndi Slothower

If you have a quilt top finished that you need to baste or sandwich in preparation for quilting, many hands make light work! We will baste one top each, and more if there is time.

Thurs. June 19, 6-9 PM

\$23

### ♥☀ Intro to Machine Quilting

#### Cyndi Slothower

So many quilt tops, so little time! Learn the basics of machine quilting, both straight line and free motion, then go home and finish some quilts!

Machine required.

Sun. Aug. 17, 12:30-4:30 PM

\$30

### ♥☀ Free Motion Fundamentals

#### Brynne Sigg

Learn the very basics of free motion quilting with tips on choosing a back, batting and thread. The class will also cover setting your tension and which quilt patterns work for different quilts. We will be doing basic free motion stitching which will include meandering and loops with different designs. Machine in good working order required.

Thurs. May 8, 1-4 PM

\$23

### ☀ Beyond the Basics: Free-Motion Quilting

#### Brynne Sigg

Ready to do more than just meander free-motion quilting? This class is for you. We will be quilting on practice sandwiches using a number of different free-motion patterns. A basic knowledge of free-motion quilting and a previous beginning quilting class required. Machine required.

Thurs. May 29, 1-4 PM

\$23

### ♥☀ Binding Basics

#### Denise Lentini

Finish quilts with great looking bindings. Try bias and straight grain binding, overlapped or mitered corners and lump-less joints. Binding by hand and with a machine will be covered. Create mini samples for future reference. Machine required.

Thurs. Apr. 24 OR Aug. 28 2-5 PM

\$23

**Use a Pfaff or Baby Lock classroom machine for FREE! Reserve one when you sign up for a class.**

# Hand Work

## ♥☀ Hand Quilting Without a Hoop

**Sharon Stroud**

Whether are ready to learn to quilt or just want to improve your quilting stitch, learn a unique way to quilt (not stab stitch) without poking your finger underneath and without a hoop or frame . Basting, marking methods, echo quilting, thread and batting are also covered. Fee includes a pre-basted quilt sandwich. Roxanne thimbles may be purchased at a 15% discount for this class.

Sat. Apr. 26 OR Mon. July 28, 10 AM-4:30 PM \$54

## ♥ Big Stitch Quilting and Hemstitch Binding

**Cyndi Slothower**

Learn a quick and easy hand quilting stitch, then a hand embroidery stitch that will make binding your quilts lots of fun. You may stitch on your own quilt in progress or make a small wall hanging in class.

Thurs. May 8, 6-8 PM \$15

## ☀ Gathering Garden

**Debbie Wick**

Debbie made this lush appliqué blossoming against a midnight sky from Kim Diehl's book "Simple Charm". Now she will guide you through making one in the colors of your choice. You will piece the background, needleturn appliqué the center medallion and add borders. Book, machine and some needleturn appliqué experience required.

Mon. May 12 and June 9, 1-4 PM \$45

## ☀ Garden Baskets-Wool Appliqué

**Debbie Wick**

Wool appliqué is so satisfying-no edges to turn under, the soft wool under your fingers, appliqué stitches that are decorative and meant to show! Enjoy a morning a month with Debbie making these sweet little baskets. In the final session she will address adding the checkerboard border.

Pattern required. \$90

Wed. May 21, Jun 18, Jul 16 & Aug 13, 9 AM-12PM

E.A.T. CLUB (Exploring Advanced Techniques) is a group that meets monthly to share machine techniques. If you enjoy researching and trying new things with fabric and would like to share your work in progress and creative techniques, please come. Membership is free, but please call June to register at 607-257-0939. Meets the third Monday of every month at Quilters Corner from 1-3 PM

## ♥ Beginning Wool Appliqué : Spring Basket

**Karen Miller**

Simple, fast and fun! Karen designed "Spring Basket" as a perfect project to share her passion and teach beginners.

Make this bright and cheery half-moon basket and pick up the skills needed to take on more advanced designs. Pattern required.

Thurs. May 22 and June 5, 6-9 PM \$45



## ☀ Bluebird Happiness

**Sharon Stroud**

Needleturn appliqué will turn this simple design into something fabulous. Only seven pieces make this wall hanging, and who could resist those cute birds? Choose your favorite color scheme. This workshop would be best for those who have needleturn appliqué experience, but you don't have to be an expert! Learn lots of tips for appliqué at its finest while having fun!

Sat. July 19, 10 AM-4:30 PM \$49



## ♥☀ Hand Piecing: Hexagons

**Sharon Stroud**

Hand piecing is classic, portable and calming. Learn to transfer the template to the fabric, cut it out and start hand piecing. If you learned to do hexagons with basting over paper and whip-stitching, this class will set you free! The larger size hexagons used in this piece will allow you to easily learn the techniques, and the smaller project is fun and fast. You might find hand pieced hexagons are your new addiction--one without weight gain or side effects!

Sat. Aug. 2, 10 AM-4:30 PM \$49

## ♥☀ Intro to Hand Appliqué

**Kristin Thompson**

Hand appliqué is wonderful to see, a pleasure to do, and it's portable! Learn the techniques for invisible needleturn appliqué and the tricks for mastering all the basic shapes. Kristin will have you hooked. Pattern required.

Thurs. Aug. 28 and Sept. 4, 10 AM-1 PM \$45

## Sew 'n' Sews:

### Open sewing time at Quilters Corner!

Tuesdays and Wednesdays from 12-4.  
Machines are ready and the irons are on.  
Reserve a space by the day, 266-0850  
It's FREE!



# Fun Things

## ♥☀ Locker Hook Rug

**Rhonda Poyer**

Make a colorful cotton rug in your choice of tones and patterns. Use your "oops" or leftover fabrics, filling in with new finds as well. The perfect portable project evolves as you add colors. This class will get you started with all you need to know. It may be hard to stop! Machine required.  
Fri. Apr. 25, 2:30-6 PM OR Sat. July 12, 10 AM-1:30 PM  
OR Sun. Aug. 10, 12-3:30 PM \$27

## ♥☀ Half and Half Apron

**Rhonda Poyer**

This sweet half apron is easy to make with a half yard each of two coordinating fabrics. All the raw edges and seams are encased. It goes together so quickly that you'll want to stitch one for Mother's Day and every occasion. Pattern sheet, rotary cutting experience and machine required.  
Fri. May 9, 2:30-5 PM \$19

## ♥☀ Laminated Cloth Tote Bag

**Valerie Leftwich**

Make a fun waterproof bag for swimming, a carry-on bag, or a bag just to haul all your stuff. It's so easy, you will complete a bag in class, then want to make more! Machine required.  
Thurs. May 15, 10 AM-12 PM \$15

## ♥☀ Laminated Cloth Zippered Pouch

**Valerie Leftwich**

Make two different pouches in one class! These are so cute and so practical that you will want to make many more. Machine required.  
Thurs. May 15, 1-3 PM \$15

## ♥☀ Bali Bowls Revisited

**Kristin Thompson**

Learn a new and easier way to make fabulous shaped fabric bowls using 2 1/2" strips and double-sided fusible foam. Choose either the Catnap bowl or the larger Bushel basket or make a size to suit your needs. For beginners with some sewing experience. Pattern required.  
Sat. June 7, 12:30-5:30 PM \$38

**Is your machine heavy? Use a classroom machine for FREE!**  
**Reserve one when you sign up for a class.**

## ♥☀ Pillowcases

**Rhonda Poyer**

Learn a quick and easy way to whip up a pair of pillowcases for yourself or for someone special. All raw edges will be encased inside the seams. Rotary cutting experience and machine required.  
Fri. July 11, 2:30-4:30 PM \$15

## ♥☀ Little Wallet and Friends

**Rhonda Poyer**

Stitch up accessories to coordinate with your favorite bags. The little wallet allows quick access to your ID, credit cards and cash. It's cute, useful and slips easily into your pocket. Sewing is quick so you will also have time to make a key fob and tissue holder. Pattern card and machine required.  
Fri. July 18, 1-3 PM \$15

## ♥☀ A Little Duffle Do It

**Rhonda Poyer**

These adorable miniature duffle bags may be used to organize sewing tools, travel items and other small supplies. They make great gifts! Choose from one of four sizes. Pattern, machine and rotary cutting experience required.  
Fri. July 25, 2:30-5:30 PM \$23

## ♥☀ One in the Oven with the Lil' Twister Tool

**Rhonda Poyer**

Create potholders and a decorated towel as you learn how to use the Lil' Twister tool. Once you have it mastered, you'll have fun creating your own designs from table runners to quilts. Tool, pattern, machine and rotary cutting skills required.  
Fri. Aug. 8, 10 AM-1 PM \$23

# Make Your Own Class

## ♥☀ Make Your Own Class

**Cyndi Slothower**

Are you stuck on a sewing or quilting project? Take some dedicated time to sew with other like-minded folks. Bring whatever you wish to work on and Cyndi will be available to assist. Bring a bag meal or money for take-out food. We'll get a lot done and have fun too!  
Mon. Apr. 14, 12-5 PM OR Sun. June 8, 12-5 PM  
OR Sun. Aug. 24, 2-5 PM \$38

**You can sign up online!**  
**[www.e-quilterscorner.com](http://www.e-quilterscorner.com)**

## New Owner Classes

### ♥☀ PFAFF and Baby Lock Sewing Machine New Owner Classes

*We are committed to helping you learn the features of your new computerized sewing machine. Second helpings are welcome and cheerfully served. Each session is FREE w/machine purchase from QC or \$125. If you do not see your model listed, please call for an appointment.*

#### Baby Lock Melody, Elizabeth, Tempo, Sophia 2 and Ellure Plus Pat Miller

Fri. June 20, 5-9 PM OR  
Thurs. July 31, 12:30-4:30 PM

#### Baby Lock Ellure Plus and Sophia 2 Embroidery Functions

Linda VanNederynen  
Thurs. May 29, 9 AM-12 PM

#### Baby Lock Sergers, Self-Threading Linda VanNederynen

Thurs. June 26, 9 AM-12 PM

#### Baby Lock Ellisimo, Ellageo, Unity (A and B) Symphony and Crescendo (A only) Linda VanNederynen

**A. Basic Operation, learning icons, feet**  
Thurs. Apr. 17 OR June 12, 9 AM-12 PM

**B. Embroidery**  
Thurs. Apr. 17, 1-4 PM OR  
Thurs. June 19, 9 AM-12 PM

#### PFAFF Ambition and Expression Cyndi Slothower

Fri. May 9, 9 AM-1 PM OR  
Sun. July 13, 12:30-4:30 PM

#### PFAFF Performance and Creative Gail Carman

**A. Basic Operation, learning icons, feet**  
Fri. May 9, 10 AM-1:30 PM

**B. Special Techniques**  
Fri. May 23, 1-4:30 PM

**C. Embroidery and Precise Positioning**  
Tues. Apr. 29, 1-4:30 PM OR  
Thurs. July 10, 10 AM-1:30 PM

#### Ithaca Modern Quilt Guild

Meetings are the first Sunday of every month from 1 to 3 PM at Quilters Corner.  
All are welcome. Bring a show and tell!

## Sergers

### ♥☀ Absolutely Beginning Class for Sergers Nancy Crouch

This class is for anyone who has a serger and needs help from the very beginning: basic threading, inserting needles, checking tensions. Class size is kept small. Serger required.  
Fri. May 16, 1-4 PM \$23

### ♥☀ Make Friends With Your 4 Thread Serger Nancy Crouch

Increase your four-thread serging skills: more threading, changing needles, stitch length and width, turning inside and outside corners, making circles, even a casing. Serger required.  
Fri. June 13, 1-4 PM \$23

### ♥☀ More Serger Techniques Nancy Crouch

Learn rolled hems, flatlock, faux blanket stitch and more. 3 or 4 thread serger required.  
Fri. July 25, 1:30-4:30 PM \$23

### ☀ The Next Serger Steps Nancy Crouch

Make some pretty things with your serger: a set of pillowcases with a band insert, a rolled hem scarf for a jacket accent, and a pair of shorts or pajama bottoms. Phew! This practical class will give you confidence in serging. Serger required.  
Fri. Aug. 1, 1:30-4:30 PM \$23

### ☀ Play With Serger Feet Nancy Crouch

This hands-on class will give you confidence with some of the specialty feet in the Baby Lock Accessory Feet Packages including the Lace, Ruffling, Blind hem, Beading, Cording and Elastic feet. Serger and specialty feet required.  
Fri. Aug. 8 and 15, 1:30-4:30 PM \$45

## Featherweight

### ♥ Care and Feeding of Your Featherweight Sharon Stroud

An essential class for all the old black Singer Featherweight owners. You will learn to clean and oil your machine, where to lubricate, how to do simple repairs and more. Machine required.  
Tues. May 20, 6:30-10 PM OR  
Tues. Aug. 5, 6:30-10 PM \$27



## Terrific Totes

### ☀ Izzy Bag or The Journey Bag

**Edith Johnston**

Choose to make either the popular Izzy Bag or a larger version, the Journey Bag. You will love these very functional and stylish "cross body" bags with lots of pockets. The Izzy Bag is compact, while the Journey Bag includes a special padded pocket on the back for an iPad or other tablet. Pattern and machine required.

Wed. Apr. 23, 9 AM-3:30 PM \$49

### ♥ MYSTERY Tote Studio

**Kaye Tea**

Join Kaye, our wonderful bag expert, to finish up your beautiful mystery bag. Whether you need her expert guidance or just the dedicated sewing time, it will be a fun session. Mystery bag in progress and machine required.

Wed. Apr. 30, 5-9 PM \$30

### ♥☀ The Mighty Tote

**Kaye Tea**

Are you thinking about jumping into bag making? Get started by taking this class! Kaye will walk you through the steps of making this fun and useful tote. Pattern will be provided and beginners are most welcome. Machine required.

Thurs. July 17, 10 AM-2 PM \$30

## Meet The Teacher: Ron Stefanak

A Graduate of Syracuse University School of Architecture, Ron began sewing mid-March 2013 and quilting late April that year. A friend's quilting hobby sparked Ron's interest in quilting as well as his previous experience as a shoe pattern-man. This soon grew to Ron creating his own patterns as well as starting his own pattern firm Ronulus Designs. Ron's goal is to make patterns that will appeal to a range of customers with quilting skills of beginner to advanced. His patterns offer base designs with the ability to personally customize through "design options". The customer can make the base design or create more adventurous quilts to suit their abilities and creativity. The patterns will remain interesting as skills progress.

## 5D/6D Software

### ♥☀ 5D/6D New Owners Training

**Linda VanNederynen**

5D/6D Embroidery Extra owners: attend the first two sessions: \$150 or free with software purchase. 5D Suite and 6D Premier owners: attend four sessions to learn the basics of your software: \$250 or free with software purchase. A limited number of shop laptops are available to share or bring your own to the training.

#### 5D/6D Lesson #1 and #2

Tues. May 27 and June 3, 9-11 AM

#### 5D/6D Lesson #3 and #4

Tues. June 10 and 17, 9-11 AM

### ☀ 5D/6D Software Club

**Sandy Kadlecik**

Anyone with 5D/6D is welcome to join anytime to learn more about their software. Bring laptops only. \$19 per session

Wed. 9:30 AM-12 PM

May 14, June 11, July 9, Aug. 20

## Embroidery

♥☀ **Anita Goodesign** is an embroidery design company that specializes in bringing fun and creativity back to home embroidery. Join us once, or once a month for a hands on embroidery class to make a specific project and learn a variety of techniques. Embroidery machine required and all makes and models are invited. If you don't have one, try one of ours! Fee includes design and kit.

\$30/per session

Fri. Apr. 25, 9 AM-12 PM OR 6:30-9:30 PM  
OR Tues. Apr. 29, 9 AM-12 PM

Wed. May 21, 6-9 PM OR  
Thurs. May 22, OR Fri. May 23, 9 AM-12 PM

Fri. June 27, 6-9 PM OR Sat. June 28, 9 AM-12 PM  
OR Mon. June 30, 1-4 PM

Wed. July 23, 6-9 PM OR  
Thurs. July 24 OR Fri. July 25, 9 AM-12 PM

### ♥☀ Monogrammed Wool Tote

**Linda Van Nederynen and Kaye Tea**

Personalize a beautiful preconstructed tote made of felted wool with a monogram of your choice. Use one of our wonderful embroidery machines or bring your own.

Wed. Aug. 13, 6-9 PM

\$23

# Quilt!

## ♥☀ One Block Wonder

**Valerie Leftwich**

Choose one great fabric and one block shape and make a one-of-a kind quilt. No fussy cutting and no Y-seams. Bet you can't make just one! Book and machine required.

Sat. May 17, 10:30 AM-4:30 PM OR

Sat. Aug. 9, 10:30 AM-4:30 PM \$45

## Lattice Stars Table Runner

**Ron Stefanak**

Ron's original pattern, Lattice Star Table Runner will add elegance to any table. Students with a wide range of skills will enjoy his design options. Pattern and machine required.

Thurs. May 29 and June 12, 6-9 PM \$45

## ♥ Family Tree Pillow

**Karen Miller**

Create a beautiful flanged envelope pillow using a fat quarter, 2.5" strips, and some wool pieces.

Learn basic wool appliqué, machine piecing and some machine quilting skills while having fun making Karen's original design. Her pattern is a free download from the Moda Bake Shop, or purchase a printed copy during class. Ambitious beginners are welcome. Machine required.

Wed. June 4 and 18, 6-9 PM \$45

## ♥☀ Five Minute Blocks

**Rhonda Poyer**

Create dimensional flying geese blocks using a clever one seam technique. Each block takes only five minutes or less. Design possibilities are endless when you mix, match and turn your geese blocks. You'll also learn how to jazz up your blocks by curving the triangle edges. Book, rotary cutting skills and machine required.

Fri. June 6, 10:30 AM -12:30 PM \$15

## ♥☀ 10-Minute Blocks

**Rhonda Poyer**

Five squares + three seams = 1 large block with a diamond center! You'll be able to stitch any size quilt with this 10-minute technique. You will have hardly anything to cut when you use charm squares or layer cakes. Booklet, rotary cutting skills and machine required.

Fri. June 13, 10:30 AM-1 PM \$19

## ☀ Quilts Without Corners

**Gail Carman**

Make a round table topper, wall hanging or tree skirt using a 10° wedge ruler. The first session is for sewing the strip sets together which must be done before the 2nd session. DO NOT CUT YOUR STRIPS OUT BEFORE CLASS. Book "Quilts Without Corners" and machine required.

Sat. June 7, 10 AM-12 PM and

Sat. June 14, 10 AM-4 PM \$60

## ♥☀ French Roses

**Valerie Leftwich**

Sewing French Roses is so easy and so much fun! The edges are raw to "bloom" when washed. Enjoy playing with fabric and watch your garden grow! Pattern and machine required.

Sun. June 15, 12-4 PM \$30

## ♥☀ Turning Twenty

**Cyndi Slothower**

Turn twenty coordinated fat quarters into a bed sized quilt! Practice proper rotary cutting and accurate sewing and watch your blocks grow. Booklet and machine required.

Mon. July 14, 10 AM-5 PM \$53

## ♥☀ Four Patch Posies

**Cyndi Slothower**

Make a gorgeous quilt using only one print for all the blocks! You will carefully line up repeats in the print, cut through four layers, choose your favorite kaleidoscope and sew. This is an easy version of "stack and whack". Pattern and machine required.

Fri. Aug. 22, 10:30 AM-4:30 PM \$45

## ☀ Effie's Baskets

**Debbie Wick**

Sew a classic basket quilt designed by Jo Morton. With Debbie you will piece the blocks, make bias strips, hand appliqué the handles and set the blocks diagonally. Pattern and machine required.

Thurs. July 24 and Aug. 21, 1-4 PM \$45

## ♥ I Spy

**Kristin Thompson**

I Spy Quilts made with novelty prints are a fun way to teach young children to identify objects, numbers and colors and make great shower or birthday gifts. You can use your 5" squares from our summer program. Machine and hexagon tool required. Advanced beginners welcome.

Fri. Aug. 29, 6:30-8:30 PM \$15



# Artful Techniques

## Meet The Teacher: Karen Miller



### ♥☀ Thread Painting

#### Debbie Butler-Miller

"Paint" with your needle! Debbie will supply two "practice sandwiches" with designs transferred. After explanation and demonstration of her technique, you will practice. Machine required. Sat. May 3, 9:30 AM-12:30 PM \$23

### ☀ Studio with Debbie Butler-Miller

Get help from Debbie to work on your animal portrait from her "My Best Friend" class. Sat. May 3, 1-5 PM \$30

### ☀ Composite Drawing for Art Quilts

#### Marilyn Belford

Marilyn will show how she collects images from the internet: an arm here, a leg there, and makes figures for her art quilts, such as "The Wrath of Poseidon". You will design an original art quilt with her expert guidance. No special drawing skills required but a laptop is needed. Thurs. May 1 and 8, 9:30 AM-12:30 PM \$54

### ☀ Studio with Marilyn Belford

We have been fortunate to have award-winning art quilter Marilyn teach for us, but she is moving out of the area. Get help to work on your art quilt from her previous classes. Sat. May 24, 10 AM-4 PM \$54

### ♥☀ Random Acts of Piecing (Improv Piecing)

#### Ruth White

Learn to piece with the improvisational approach used by the Gee's Bend quilters and adapted by quilt luminaries such as Nancy Crow and Ricky Timms. We'll cut free-form strips and curves using scissors and/or rotary cutters to create your own unique quilt top. Possible finishing techniques will be discussed. Machine required. Sat. June 21 OR August 30, 10 AM-4:30 PM \$49

### ♥☀ My Best Friend

#### Debbie Butler-Miller

Capture your best friend forever in fabric! You'll piece your portrait, then bring it to life with shading and dimension by thread painting. **Your photos must be emailed to Debbie by July 15** to allow her to create your pattern. Machine required. Sat. July 26 and August 16, 11 AM-4 PM \$75

I've always loved the needle arts but I didn't start quilting until 7 years ago when my sister invited me to join her in a block of the month at her local shop. I was hooked!

I got even more excited when I took a class in needleturn appliqué from Sharon Stroud. Cotton appliqué moved to wool appliqué and I honed my skills with more hand quilting and appliqué classes from Sharon and Debbie Wick. I also learned to free motion quilt on my domestic machine to finish quilts more quickly. I've been honored with a couple blue ribbons at local quilt shows for Wool Appliqué quilts that I quilted myself!

Last year I started designing my own patterns and "Family Tree", a Quilted Envelope pillow, was published at the Moda Bake Shop in Oct. 2013. ([www.modabakeshop.com](http://www.modabakeshop.com)) It has also published "Redbird and Berries" a Mini Quilt which I will teach in the Fall. Each week, The Moda Bake Shop publishes 2-3 free quilt recipes using Moda pre-cuts.

In Jan. 2014 I launched "Redbird Quilt Co." where my mission is to design and publish wool and cotton appliqué patterns as well as share my love of Free Motion Quilting with everyone.

I live in Owego with my husband Cliff and a crazy Yellow Nape Amazon named Cayman. We are avid bird watchers and spend our "spare" time having fun with family and our 8 grandchildren (of which 3 own sewing machines ;)

I'm thrilled to be teaching at Quilters Corner and can't wait share my love of quilting with everyone! Follow my blog (<http://karensquiltscrowscardinals.blogspot.com/>) for free patterns, tutorials and my thoughts on quilting in general.

### CLASS POLICIES

- *Payment must accompany class registration.*
- *You may withdraw from a class and receive a full refund up to one week before the class begins. After that time no refunds will be issued.*
- *We'll notify you and give a refund if we cancel a class.*
- *Be considerate of your teacher and other class members; please leave children and guests at home.*
- *We encourage you to make sure the class has the minimum enrollment before you purchase supplies.*
- *Sewing machines are available and free for class use; be sure to reserve one when you register.*
- *Remember to request your 10% discount when buying supplies for Quilters Corner classes.*
- *Please purchase supplies before class begins so you don't miss anything!*
- *If your class will be held outside of store hours, please use the back door near the parking lot. If it is locked, use the doorbell.*



518 W State/MLK St

Ithaca, NY 14850

M-F 10-6, Sat 10-5,

Sun 12-4

607•266•0850

www.e-quilterscorner.com

PRSR STD  
U.S. POSTAGE  
PAID  
ITHACA, NY  
PERMIT NO. 780

**Don't miss out** on the latest QC news and tips!

Email to [quilters@e-quilterscorner.com](mailto:quilters@e-quilterscorner.com) and ask us to add you to our weekly email list. We'll never rent or sell your address.

**NEW!**

**PFAFF creative 4.5**



- Largest embroidery area available – Embroider creations in just one hooping!
- The Original IDT™ system – Sew perfect seams on all fabrics.
- Stitch Creator™ feature and Basic Shape Creator™ feature – Design and customize your own stitches and embroideries.
- Precise Positioning – Place every embroidery design exactly where you want it.
- Increased Embroidery Speed

**Friday, May 2, 3-6**

Come see what's new from Pfaff. Try the new creative 4.5 for yourself! Sewing fun and refreshments. RSVP to [quilters@e-quilterscorner.com](mailto:quilters@e-quilterscorner.com) or 607-266-0850.

*Did you know?*

## Quilters Corner welcomes groups



What you can expect:

- Open early to accommodate your schedule
- Goodie bags for everyone
- Light snacks provided
- Clean bathrooms
- Extra staff on hand to provide assistance
- Demonstrations provided upon request

Give us a call to see what dates are available for an outing your group will talk about for a long time:

607-266-0850.

The minimum group size is ten.