

518 W. State (Martin Luther King Jr.) St.  
607•266•0850

[www.e-quilterscorner.com](http://www.e-quilterscorner.com)  
[quilters@e-quilterscorner.com](mailto:quilters@e-quilterscorner.com)

## QUILTERS CORNER HIGHLIGHTS

**New Block-of-the-Month** starting in May  
(p 2)

**Sale on select Baby Lock** machines April 27-  
May 11 (pp 6 & 7)

**PFAFF has a new travel machine!** (p 5)

**The latest patterns and books** (pp 3-4)

**Classes!** You can see class samples and sign up on our website. We have over 60 classes this session. (pp 8-15)

**See the newest stuff** Friday, June 7. (p 5)

**Machine Quilting – See It/Try It** Friday, May 3 (p 6)

**Stitch Mom** a special card May 1-11 (p 6)

**Your group is welcome** at Quilters Corner (p 16)

**Rebates on the top PFAFF machines** April 1-May 8 (p 5)

## TAKE ME WITH YOU!



**Sonoma Swing Bag** you'll be able to change how the bag rests on your shoulder or hip for comfort. The **Journey Bag**, **Izzy Bag**, **Bagalista**, and **Sonoma Swing Bag** are all great travel companions.

Big isn't better. You'll be tempted to pack unnecessary stuff that will strain your back, shoulders and neck as you lug it around. You just need the essentials – wallet, glasses, cell phone, keys, tissues, etc. All of these are easy to find when you have multiple pockets. **The Bag Making Bible** by Lisa Lam has many tips on customizing pockets and adding zippers for extra security. Consider a pocket to separate extra cash or credit cards. **The Little Wallet** by Valori Wells is just big enough for your cash, ID and credit/debit card. It will be light and take up little space.

A custom tote bag is another great idea, and saves on plastic. Use it as an airplane carry-on, for bringing a towel and sunscreen to the pool, and for trips to the grocery store. Line it with plastic-coated cotton for wet bathing suits or overly misted vegetables. Choose a lightweight canvas for added strength.

To help you, we have several bag classes scheduled this quarter, as well as Kaye's popular **It's In the Bag** series.

What are you waiting for? Sew yourself a great bag and set off on a fun adventure!



**Marvelous Market Tote**

# BLOCKS OF THE MONTH



## IN THE MEADOW WE CAN BUILD A SNOWMAN STARTS IN MAY

This wonderful quilt is so appropriate for our area! The warm golds, green, reds and browns of the houses, stars, trees and assorted critters stand out against the dark blue backgrounds, making this quilt glow with winter spirit. Build your village in four rows for a 64" x 78" quilt. Start this spring and you will have time to quilt it before the 2013 holidays. The kits are \$32/month for four months. The patterns are \$6 each for 5 months; when you buy the kits, your 5th pattern (the assembly instructions) is free.

## TAOS

10 MONTH PROGRAM CONTINUES  
THROUGH NOVEMBER



You'll be star struck when you gaze upon **Taos** from Whirligig Designs. This stunning pieced star in a medallion style quilt with a gorgeous outer border finishes at 102" x 102". Every month you'll receive beautiful jewel colored batiks to make a section of this quilt. Clear directions and colorful diagrams make this quilt much easier than it looks. The single pattern is \$30. Fabric kits are \$27 for each month; borders and binding are included. Take Rhonda's Tri-Recs class to learn how to use a special ruler suggested in the pattern.

## CALENDAR QUILTS

DARLING LITTLE QUILT FOR EACH MONTH



Looking for a quick project for your home or a gift for someone special? We have the perfect thing for you – a calendar quilt program from Amber Fenton Designs. Pick up a pattern and kit each month for the cutest little appliqué quilts. All finish at 12" x 12" and can be hand appliquéd, machine appliquéd or fused. You can display these little lovelies with a charming wire table-top holder, available at Quilters Corner. Patterns are \$6.00 and kits are \$15 each. Available singly, or sign up to guarantee you get them all.



## NEW PATTERNS

Introducing the stylish **Penguin Family** – Papa, Mama & Baby. The pattern includes the instructions and templates needed for all three penguin sizes. This would make a great gift! We used crushed walnut shells to weight the body so it stands up. Walnut shells are also great for filling pin cushions and are available at Quilters Corner in 1-½ lb. bags.



Here's a handy little pouch that you can make in a jiffy. Use **A Little Duffle Do It** for your sewing supplies, travel items or to give as a gift. The pattern includes four sizes. Look for Rhonda's class.



Your favorite little girl will be fabulous in her **Bow Babe** bubble hem dress! This fully lined dress is very simple to sew and fun to wear. Accessorize with an adorable matching purse. Full size patterns for sizes 1-6 are included. We're offering a class to make this dress.



**Woodland Trees** is a terrific quilt for tree lovers and easy enough for a confident beginner. Precut 2-1/2" strips help this quilt go together quickly. Three sizes from wall hanging to queen are included.

**Play a Card** is quick to make, beginner-friendly and has modern appeal. The pattern calls for two charm packs and a background fabric - so many enticing possible combinations! The finished size is 86"x86".



**Salt & Pepper** is an accurate description for this handsome quilt in a sophisticated neutral palette. Kits are available in the salt and pepper colorway, or choose your own color palette. This fat quarter friendly quilt has only one type of block to

construct. Instructions are included for lap, twin/double and queen sizes.


**Sonoma Swing Bag** is a fun little bag just the right size for your basic necessities. It's made with five 2 1/2" strips and a fat quarter and has an outside cell phone pocket, two pockets inside and an easy zipper top closure. Look for Edith's class.




**Yes, we do mail order**  
Call us at 607-266-0850 or go to  
[www.e-quilterscorner.com](http://www.e-quilterscorner.com)

## NEW BOOKS

Popular blogger and Moda designer Rebecca Silbaugh presents **Seamingly Scrappy**, a wonderfully varied collection of scrappy quilts. The ten innovative projects use fat quarters, fat eighths, 2-½" strips, charm squares and layer cakes. With lots of tips and tricks to help you along, there is something for every level of quilter. This book is a great value. Look for Kristin's sample of "Aura" hanging at Quilters Corner.



**Quilting Designs from the Past** by Jenny Carr Kinney is an excellent source of historically accurate quilting designs for your reproduction quilts. The 300+ quilting designs are organized into four time periods from 1810-1940. This includes the Civil War era for all you history buffs making quilts to commemorate the 150 year anniversary. The author shows the styles of quilts popular in each period and the commonly used quilting patterns for each style. This is an essential reference guide for anyone interested in vintage or antique quilts; with so many great ideas for quilting designs, it's also useful for today's quilts.



**101 Fabulous Small Quilts** contains quilts for walls, tables and doll cribs, from a generous 48" square to a petite 14" x 17". Some are quick and easy, while others may expand your skills. Small quilts can be used in so many ways: to decorate for a special occasion, celebrate a season, or brighten a dark corner. They also make lovely gifts. This book is guaranteed to bring you many hours of quilting pleasure.



We love books and we know you do too!

## Quilters Corner Book Club *Book Savings Program*

- It's easy to sign up.
- It's free to join.
- Start a book club card that is kept at the shop.
- All full price, special order, discounted and sale books are included.
- When you buy six books, 10% of the total you spent will be applied to the purchase of your next book.

**For example:** You bought a sale book for \$10, three for \$24, another for \$30, and one for \$18. The total for all six books is \$130. You will receive a \$13 discount on the purchase of your seventh book! Then start a new card to collect more savings!

**Special order books and NEVER pay shipping fees!** We understand you have alternatives when it comes to buying quilt books. But did you know you can support your local quilt store when you special order most quilting and art related books and never pay shipping? Call us at 607-266-0850 or email [quilters@e-quilterscorner.com](mailto:quilters@e-quilterscorner.com). We'll order your book and contact you when it arrives.




## NEW FABRIC




We've ordered the entire line of Madison Manor from Jo Morton, the designer of beautiful civil war reproduction fabric. This new line features greens, reds, blacks and browns.

Our Christmas fabric will start arriving in May, giving you time to sew for the holidays. You'll find plenty of Hoffman's classic gilded Christmas fabric with poinsettias, holly, cardinals and firs. Several Advent calendars, lots of birds, some modern and some novelty Christmas fabric are coming too.



There's a new line coming from French General, the designers of the wonderful red, tan, and taupe fabrics that many of you love to sew with for your homes.

Lots of new Bali Pops (coordinated packs of 2 1/2" strips) as well as Bali Snaps (coordinated 5" squares) are coming. You'll be excited about a large collection of woven plaid and stripes from Kaffe Fassett. These are great for clothing as well as quilts!



**Coming soon!**  
Your perfect companion for  
class and travel

## PFAFF Passport 2.0

- Pfaff's original built-in walking foot
- Weighs under 14 pounds
- Includes a hard case
- Uses most Pfaff feet
- Start/stop button
- Automatic needle threader
- Adjustable speed control
- 70 stitches



Interested? Send us an e-mail or give us a call and you'll be the first to know when you can see it and try it out for yourself. (607) 266-0850 or [quilters@e-quilterscorner.com](mailto:quilters@e-quilterscorner.com)

## PFAFF Creative Performance Consumers Digest Best Buy



### REBATES FOR YOU

April 1- May 8

- **Creative Performance** with embroidery—receive \$250
- **Creative Sensation** – receive \$500

## WHAT'S NEW?

This spring brings Pfaff Convention and Quilt Market, the huge quilting industry trade show. We're expecting several new machines from Pfaff; Quilt Market will yield new patterns, books, notions, ... Come join us on

**Friday, June 7, from 3-6**



Check out all the cool new stuff for yourself. It's always more fun with a friend – invite someone today! Light refreshments will be served. Please RSVP to [quilters@e-quilterscorner.com](mailto:quilters@e-quilterscorner.com) or 607-266-0850 so we know how many cookies we'll need.

## Don't miss out

on the latest Quilters Corner news  
and tips! E-mail  
[quilters@e-quilterscorner.com](mailto:quilters@e-quilterscorner.com) and  
ask us to add you to our weekly  
email list.

*Back by popular demand*  
**Machine Quilting See It / Try It**  
**Friday, May 3, 10-4**  
**\$10**



- Demos
- Tool Table
- Favorite Books
- Try the Tiara sit-down 16" longarm

**SIGN  
UP  
TODAY!**

When we offered this event in February we had a waiting list of participants. Come spend an hour or two exploring machine quilting. Try three different styles of machine quilting while you create a handy tote bag to take home with you! Whether you are just beginning, or an experienced machine quilter ready to try something new, you'll find something to pique your interest.

**Call 607-266-0850 today to reserve a time slot. This event will fill fast.**

## New Circular Attachment

The Circular Attachment is the perfect tool for creating unique embellishments on your sewing projects, garments and quilts. You can sew simple circles, flowers, or parts of circles to create unique borders or graphic patterns. Combine circles and arcs in different sizes and create large patterns. The possibilities available with the Circular Attachment are as unending as the circles it creates. We have this attachment available for both Pfaff and Baby Lock machines. Come try it today!



## Mother's Day

is Sunday, May 12

**Stitch a Special Card for**

**MOM**

**May 1 through May 11**



Stop in to try out an embroidery machine and stitch out a special card just for her. Embroidery machines will be sale priced in May – wouldn't a new machine be nice for Mom (or you)?

FREE. Donations benefiting the Learning Web will be accepted.

## BABY LOCK *Tiara*

- 16" workspace
- Adjustable table included
- High intensity LED-lighted workspace
- Large M class bobbin for fewer bobbin changes
- Optional stitch regulator



**Special pricing**  
**April 27-May 11!**





## Baby Lock introduces IQ Technology™

IQ Technology™ is what makes Baby Lock machines so smart and efficient. You tell your machine what you want to accomplish and IQ Technology™ works with the “brain” of the machine to achieve your desired results.



### Large Workspace

11.25" to the right of the needle



### Digital Dual Feed System

Whether sewing difficult fabrics or multiple thick layers, you'll get even feeding and consistent stitches.



### 7" Color LCD Touch Screen



### Guide Beam for Sewing

Pave your stitching path with a beam of light.



### Sensor Pen for Sewing

A quick touch designates stitch width, placement, and a stopping point on the fabric.



### Needle Beam for Embroidery

Highlight the exact needle position on the fabric to ensure perfect design placement.



**Crescendo**  
Sew & Quilt



**Unity**  
Sew, Quilt, & Embroider



**Spirit**  
Embroider

**SPECIAL  
PRICING**  
April 27 – May 11

# Quilters Corner Classes for Spring 2013

Can't decide which class to take? See the class samples in our classroom or on our website. Register in the shop, call us at 607-266-0850 or visit our website at [www.e-quilterscorner.com](http://www.e-quilterscorner.com).

Key: ♥ = great for beginners ☀ = offered during daylight hours

## Getting Started

### ♥ Learn to Sew

**Linda VanNederynen**

Master the basics of sewing and create beautiful items for yourself and your home. Learn how to operate and maintain a sewing machine. You will make a simple gift bag and a pillowcase. Then Linda will teach you to read clothing and home dec patterns and you will make a project of your choice using newly learned sewing skills. Let's sew! Machine required.

Wed. Apr. 17, 24, May 1 and 8, 6-9 PM \$90

### ♥☀ Beginning Quiltmaking

**Cyndi Slothower**

A solid introduction to quilt making. Learn different techniques each session (rotary cutting, squares, triangles, stars) and make blocks for a sampler wall hanging or quilt. We will cover setting, basting, machine quilting and binding. Take the leap - you may never be the same! Machine required.

Mon. May 6, 13, 20, June 3, 10, 17 and 24  
Daytime 10 AM-1PM OR Evenings 6-9 PM \$158

### ♥☀ Absolutely Beginning Sewing Machine Operation

**Linda VanNederynen**

Start with turning on a sewing machine, threading, winding a bobbin, attaching feet and accessories. Maintenance, adjusting tension, selecting stitches and stitching them out will also be covered. Don't have a sewing machine? Thinking about a new one? Use one of our machines to help you decide.

Fri. May 10, 1-4 PM \$23

### ♥☀ Make Your Own Class

**Cyndi Slothower**

Are you stuck on a sewing or quilting project? Would you like some dedicated time to sew with other like-minded folks? Cyndi will be available to assist. We'll get a lot done and have fun too! Machines available.

Fri. May 24, 4-9 PM OR Mon. July 8, 1-6 PM \$38

### ♥☀ Basting Party

**Cyndi Slothower**

Do you have a quilt top finished that you need to baste or sandwich in preparation for quilting?

Many hands make light work! We will baste one top per attendee, and more if there is time.

Mon. Apr. 15, 9:30 AM-12:30 PM \$23

### ♥ Binding Basics

**Denise Lentini**

Finish quilts with great looking bindings. Learn to make bias and straight grain binding, overlapped or mitered corners and lump-less joints. Binding by hand and with a machine will be covered. You will create mini samples to serve as reference tools. Machine required.

Thurs. June 6, 6-9 PM \$23

### ♥☀ Color Confidence

**Kaye Tea**

Create beautiful quilts and projects you love by learning about color and fabric "personality".

This class will help you broaden your color experience and stretch your colorful imagination as you learn about value and how to create beautiful color combinations for your quilts.

Sun. June 9, 1-3:30 PM \$19

### ♥ Creative Quilt Labeling

**Sharon Stroud**

Explore embellishing your own handwriting, as well as experimenting with simple flowers, vines and leaves. Students need to bring a .01 or .03 point Pigma pen in the color of their choice. All other materials will be furnished, including handouts and prepared fabric. This is a fun and eye-opening class--it leads to all kinds of creativity! The techniques learned can be translated into creative quilt labels, friendship or signature quilts and beautiful gifts.

Tues. July 23, 6:30-9:30 PM \$23

**Use our machines in class  
for free!**



## Kids Can Sew!

### ♥☀ Kids Sew A Pillowcase for Mother's Day Deb Naftel

Beginners will be introduced to use of sewing machines and practice a bit, then jump into making a pillowcase with fabric of their own choosing. Machine required or sign up for free use of a classroom machine. Snack provided.

Mon. Apr. 29, 4-6 PM



\$15

### ♥☀ Kids Make An Easy Strip Quilt Deb Naftel

Kids with basic sewing machine skills learn to make a quick and simple lap quilt using a favorite border print and coordinates. A wide variety of kits are available: birthday, fish, sock monkeys, nursery rhymes, flowers, Hungry Caterpillar, castles, animals and more. Machine required or sign up for free use of a classroom machine.

Wed.-Fri. June 26, 27 and 28, 1-4 PM \$68

## Hand Work

### ♥☀ Hand Quilting Without a Hoop Sharon Stroud

Whether you've just finished your first quilt top and are ready to learn to quilt or just want to improve your quilting stitch, come learn a unique way to quilt without poking your underneath fingers and without a hoop or frame. (It is not stab stitch.) Basting, marking methods, echo quilting, thread and batting are covered as well as the quilting stitch. Fee includes a pre-basted quilt sandwich. Roxanne thimbles may be purchased at a 15% discount for this class.

Sat. June 29, 10 AM-4:30 PM \$54

### ♥ Big Stitch and Hand Embroidery Sampler Cyndi Slothower

Learn "big stitch", a quick and easy hand quilting stitch. Then add some fun hand embroidery stitches that will enhance your quilts or embellish your clothes. You will make a small wall hanging as you learn the stitches. Pattern required.

Mon. July 8, 9 AM-12 PM \$23

## Machine Quilting

### ♥☀ Intro to Machine Quilting Cyndi Slothower

So many quilt tops, so little time! Learn the basics of machine quilting, both straight line and free motion, then go home and finish some quilts! Machine required.

Mon. Apr. 22, 1:30-5:30 PM

\$30

### ♥☀ Free Motion Fundamentals Brynne Sigg

Learn the very basics of free motion quilting. Brynne will include tips on how to pick your back, batting and thread. The class will also cover the basics of setting your tension and which quilt patterns work for different quilts. We will be doing basic free motion stitching which will include meandering and loops with different designs. A sewing machine in good working order is a must.

Thurs. Apr. 25, 1-4 PM

\$23

### ☀ Beyond the Basics: Free Motion Quilting Brynne Sigg

Ready to do more than just meander free motion quilting? This class is for you. We will be quilting on practice sandwiches using a number of different free motion patterns. You need to have a basic knowledge of free motion quilting and should have taken a beginning quilting class previously. Machine required.

Sat. May 4, 9:30 AM-12:30 PM

\$23

### ☀ Free Motion Quilting Molly Waddell

Take your free motion quilting to the next level. You will learn some background free motion motifs to really enhance your quilts. Some free motion quilting experience and machine required.

Sat. May 18, 10:30 AM-4 PM

\$42

## Featherweight


### ♥☀ Care and Feeding of Your Featherweight Sharon Stroud

This is an essential class for all Featherweight owners. You will learn to clean and oil your machine, where to lubricate, how to do simple repairs and more. This is for the old black Singer Featherweight machines only.

Tues. June 18, 6:30-9:30 PM

\$23

# Advancing On



## ♥☀ Easy Angle Ruler Rhonda Poyer

Using your choice of fabric or the kit for Month #3 from our Taos Block of the Month quilt we will learn to use the Easy Angle Ruler. Learn to cut half-square

triangles from strips to make diamond-shaped blocks. Sewing machine, Easy Angle ruler and pattern required.

Fri. Apr. 12, 10 AM-1 PM

\$23

## New Skills: Harder Blocks

### Cyndi Slothower

Do you have basic skills as a quilt maker but want to take your piecing up a notch? This series is what you have asked for. Join Cyndi once a month as she leads you through the piecing of harder blocks. Each class stands alone. Machine required.


Tues. Apr. 23, May 28, June 25, July 30, 6-9 PM

\$23 per session

## ☀ Advanced Rotary Cutting Techniques

### Denise Lentini

Build blocks using speed cutting techniques from the book Rotary Cutting Revolution by Anita Grossman Solomon. These techniques save time and fabric. Each block will be a separate technique class. Book and machine required.



### No Patience Block:

Tues. Apr. 30, 10 AM-12 PM

\$15

### Old Italian Block:

Tues. May 7, 10 AM-12 PM

\$15

### Windmill Block:

Thurs. May 16, 6-9 PM

\$23

### Self-mitered Log Cabin Block:

Thurs. May 30, 6-9 PM

\$23

## ☀ Stitcher's Garden-Studio

### Kristin Thompson

If you have been enjoying the Stitcher's Garden series with Kristin but need some help finishing, this is for you! Bring your blocks, have some fun and get lots done! Machine required.

Thurs. May 30, 12-4 PM

\$30

**NOTE: Stitcher's Garden will start again with Block #1 in the Fall.**

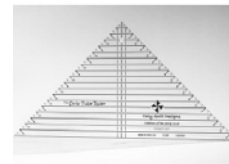
## ☀ Strip Tube Ruler or the Strip Tube Junior

### Edith Johnston

This is a technique class using the Strip Tube Ruler or the Strip Tube Junior. Using the ruler and strips of fabric, the technique gives a quick way to get a striking effect for unique blocks. Ruler, machine and rotary cutting skills required.

Tues. June 4, 9 AM-12 PM

\$23



## ♥☀ Tri-Recs Tool

### Rhonda Poyer

Turn strips into triangles and discover the easy way to make triangles within squares and rectangles with the Tri-Recs tool.

This tool is also used in making our beautiful Taos Block of the Month. Tri-Recs Tool, machine and rotary cutting experience required.

Sun. July 14, 12:30-3:30 PM

\$23



# Machine Embroidery

## ♥☀ Cutwork Capris

### Merrie Wilent

Get ready for a special vacation this summer! Add an embroidered cutwork design to your capris. Special cutting needles inserted into your machine make the project super easy. Cutwork needle pack and embroidery machine required.

Wed. Apr. 24, 9 AM-12:30 PM

\$27

Interested in embroidery  
but don't yet have an embroidery  
machine? Try one of ours and make  
something wonderful in this class.



# Fun Stuff

## ♥☀ Bats in the Rug

**Kristin Thompson**

This really cool scatter rug is simple to make and helps use up leftover batting from your quilting projects. It conveniently uses 2½" fabric strips. Pattern and machine required.

Thurs. May 9, 11 AM-4 PM



\$38

## ♥☀ Half and Half Apron

**Rhonda Poyer**

This sweet half apron is easy to make with a half yard each of two coordinating fabrics. All the raw edges and seams are encased. It goes together so quickly that you'll want to stitch one for every occasion. Pattern sheet, rotary cutting experience and machine required.

Sun. May 19, 12:30-3:30 PM

\$23



## ♥☀ Learn to Faux Chenille

**Edith Johnston**

This class is designed to learn basic faux chenille skills. Finished projects will be shown to get the creative thoughts going! In class we will make a hot pad or a pillow top. Machine required.

Tues. May 21, 9 AM-12 PM

\$23

## ♥☀ A Little Duffle Do It

**Rhonda Poyer**

Stitch up a cute, useful little zippered pouch. These adorable miniature duffle bags may be used to organize sewing tools, travel items and other small supplies. They make great gifts! Choose from one of four sizes. Pattern, machine and rotary cutting experience required.

Sun. June 16, 12:30-3:30 PM

\$23

## ☀ Bowlies!

**Rhonda Poyer**

Use your favorite fabric scraps to create unique three dimensional, reversible bowls. Functional and beautiful!

Pattern and machine required.

Sun. June 30, 12:30-3:30 PM



\$23

## ♥☀ Popcorn Bowl

**Kristin Thompson**

A fun, big and beautiful bowl that uses pre-cut 2½" fabric strips, a little sewing and simple crochet. Pattern required.

Sat. July 13, 11 AM-5 PM



\$45

## ♥☀ Locker Hook Rug

**Kristin Thompson**

Make a colorful cotton rug in your choice of tones and patterns. Use your "oops" or leftover fabrics, filling in with new finds as well. The perfect portable project evolves as you add colors. This class will get you started with all you need to know. It may be hard to stop! Machine required.

Sat. July 27, 10 AM-1:30 PM



\$27

**Use our machines in  
class for free!**

## CLASS POLICIES

- Payment must accompany class registration.
- You may withdraw from a class and receive a full refund up to one week before the class begins. After that time no refunds will be issued.
- We'll notify you and give a refund if we cancel a class.
- Be considerate of your teacher and other class members; please leave children and guests at home.
- We encourage you to make sure the class has the minimum enrollment before you purchase supplies.
- Sewing machines are available and free for class use; be sure to reserve one when you register.
- Remember to request your 10% discount when buying supplies for Quilters Corner classes.
- Please purchase supplies before class begins so you don't miss anything!
- If your class will be held outside of store hours, please use the back door near the parking lot. If it is locked, use the doorbell.

# Beautiful Bags

## ♥☀ It's in the Bag: A Bag Making Series Kaye Tea

Kaye makes most of the bag samples at Quilters Corner and teaches many of the classes on making specific bags. In this lecture/demo series, she offers an intensive look at the whole process of bag making. Each session will include a show and tell from participants and a question and answer time.

**Session #1:** Selecting patterns and fabrics as well as a discussion about the basic equipment and tools necessary for making beautiful bags.  
Fri. Apr. 26, 4:30-5:30 PM \$10

**Session #2:** Choosing the best interfacing, fusible fleece and other stabilizers to add proper structure and strength to your bag.  
Fri. May 31, 4:30-5:30 PM \$10

**Session #3:** Creating linings, sewing in zippers, adding pockets and pouches and of course, making a boxed bottom for your bag.  
Fri. June 21, 4:30-5:30 PM \$10

**Session #4:** Finishing the bag. Attaching magnetic closures, snaps, grommets and adding the magical touches of embellishments, hardware and handles.  
Fri. July 19, 4:30-5:30 PM \$10

## Sonoma Swing Bag Edith Johnston

The Sonoma Swing Bag is another cute little cross body bag that would make a great gift for yourself or a friend. It is quick and easy using 2½" strips. I'll show you a great way to sew the zipper. Pattern and machine required.  
Thurs. May 9, 6-9 PM \$23

## ☀ The Journey Bag Edith Johnston

A larger version of the popular Izzy Bag, you will love the very functional and stylish "cross body" Journey Bag. It has lots of pockets, including a special padded pocket on the back for an iPad or other tablet. Pattern and machine required.  
Thurs. May 16, 10:30 AM-4 PM \$42

## ☀ Laguna Bag Kaye Tea

Create this exotic spring/summer bag using any 6 fat quarters. The beautiful fused floral on the front, along with an imaginative top-stitching of your choice, will make this bag perfect for vacation or shopping with the gals. Pattern and machine required.

Thurs. June 13, 10 AM-4 PM \$45

## ♥ Bag Making Studio with Kaye Kaye Tea

Need help reading a bag pattern, creating linings or attaching beautiful hardware to your bag? Join this class and Kaye will answer questions, offer guidance and help you finish your bag. Plan to bring a bag you are working on.

Thurs. June 20, 4-7 PM \$23

# 5D Software

## ♥☀ 5D New Owners Training Linda VanNederynen

5D Embroidery Extra owners: attend the first two sessions: \$150 or free with purchase.  
5D Suite owners: attend four sessions to learn the basics of your software: \$250 or free with purchase.

A limited number of shop laptops will be available to share or bring your own to the training.

### 5D Lesson #1 and #2

Wed. Apr. 17 and 24, 9-11 AM

### 5D Lesson #3 and #4

Wed. May 1 and 8, 9-11 AM

## ☀ 5D Software Club Merrie Wilent

Anyone with 5D is welcome to join anytime to learn more about their software. A limited number of laptops are available to share during class. Bring laptops only. \$15 per session

## Creating an Endless Design

Fri. Apr. 19, 9-11 AM

## Creating Stippling for Quilt Blocks

Fri. May 17, 9-11 AM

## Make Stars with Encore

Fri. June 14, 9-11 AM



# New Owner Classes

## ♥☀ PFAFF and Baby Lock Sewing Machine New Owner Classes

*Quilters Corner is committed to helping you learn the features of your new computerized sewing machine. Second helpings are welcome and cheerfully served. Each session is FREE w/machine purchase from QC or \$125. If you do not see your model listed, please call for an appointment.*

### **Baby Lock Melody, Elizabeth, Tempo, Sophia 2 and Ellure Plus Merrie Wilent**

Fri. May 17, 12-3:30 PM

### **Baby Lock Ellure Plus and Sophia 2 Embroidery Functions**

**Linda VanNederynen**

Thurs. Apr. 25, 11:30 AM-2:30 PM

### **Baby Lock Sergers, Self-Threading Linda VanNederynen**

Fri. May 10, 9 AM-12 PM

### **Baby Lock Ellisimo, Ellageo, Unity (A and B) Symphony and Crescendo (A only)**

**Linda VanNederynen**

#### **A. Basic Operation, learning icons, feet**

Thurs. May 2, 11:30 AM-2:30 PM

#### **B. Embroidery**

Thurs. May 9, 11:30 AM-2:30 PM

# PFAFF

### **PFAFF Expression 2.0, 3.0, 4.0, Creative 2.0, Ambitions**

**Cyndi Slothower**

Mon. Apr. 15, 1:30-5:30 PM OR

Sun. June 23, 12:30-4:30 PM

### **PFAFF Creatives**

**Merrie Wilent**

#### **A. Basic Operation, learning icons, feet**

Sun. Apr. 14, 9 AM-12:30 PM OR

Fri. June 14, 12-4 PM

#### **B. Special Techniques**

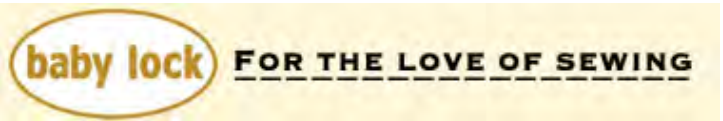
Sun. Apr. 28, 9:30 AM-1 PM OR

Fri. July 12, 9 AM-12:30 PM

#### **C. Embroidery and Precise Positioning**

Sun. Apr. 28, 2-5:30 PM OR

Fri. July 12, 1-4:30 PM



## WHY BUY A SEWING MACHINE FROM QUILTERS CORNER?

Quilters Corner is your shop for full service sewing machine sales and service.

We are here to help you learn to use your new machine to its fullest potential. A one hour new owner private lesson is included with all machines. In addition, the computerized machines come with three to ten hours of new owner group training classes, which may be repeated as many times as you need. Our training continues as long as you own your machine.

We are open seven days a week and all of us are experienced sewers. You may call any day with your questions or come in for personal attention.

We have three authorized service and repair technicians in-house.

Our prices are competitive and always below list.

## Sergers

### ♥☀ Absolutely Beginning Class for Sergers

**Nancy Crouch**

This class is for anyone who has a serger and needs help from the very beginning: basic threading, inserting needles, checking tensions. Class size is kept small. Serger required.

Fri. May 24, 12-3 PM

\$23

### ♥☀ Make Friends With Your 4 Thread Serger

**Nancy Crouch**

Increase your four-thread serging skills: more threading, changing needles, stitch length and width, turning inside and outside corners, making circles, even a casing. Serger required.

Fri. May 31, 12-3 PM

\$23



### ♥☀ More Serger Techniques

**Nancy Crouch**

Three and four thread serger users will learn rolled hems, flatlock, faux blanket stitch and more. Serger required.

Fri. June 14, 9 AM-12 PM

\$23

### ☀ The Next Serger Steps

**Nancy Crouch**

A more advanced class covering such things as chain stitch, rolled hem, flatlock, cover stitch if your machine is able. Add some lace, create your own faux or real wired ribbon and more. We will also be using some different threads. Serger required.

Fri. June 21, 12-3 PM

\$23

### ☀ Play With Serger Feet

**Nancy Crouch**

This hands-on class will give you confidence with some of the specialty feet in the Baby Lock Accessory Feet Packages including the Lace, Ruffling, Blindhem, Beading, Cording and Elastic feet. Serger and specialty feet required.

Sat. May 25 and June 1, 10 AM-1 PM

\$45

## Fashion

### ☀ Wearable Waves

**Joanne Wietgreffe**

Create an elegant quilted jacket with flattering lines. The base is a sweatshirt or your favorite jacket pattern on a fabric foundation. Joanne will make sure that the composition and fit of your jacket is totally amazing. Choose from several designs. Book and machine required.

Fri. May 17, 1-4 PM and

Sat. June 15, 10:30 AM-4:30 PM

\$68

### ♥☀ Bow Babe

**Kristin Thompson**

Your special little girl will be fabulous in her dress with a bubble hem and a bow! It's fully lined, very simple to sew and fun to wear. Accessorize with an adorable matching purse. Required pattern includes sizes 1-6. Machine required.

Thurs. June 6, 11 AM-4 PM

\$38

### ♥☀ 3-Tiered Skirt

**Sarah Demo**

Make this fun and easy skirt without a pattern! It's quick to sew because no zipper or curved-seam sewing is involved. A simple layout for cutting the pieces, setting in the elastic waist, instructions for a simple way to gather and stitch the tiers will be covered. Machine required.

Fri. June 14, 1-5 PM

\$30

### ♥☀ Easy, Flattering Kimono Jacket

**Priscilla Kibbee**

This is a very flattering, comfortable jacket. You draft the pattern yourself in a few minutes from a couple of your measurements. While based on the traditional kimono style, a few changes make it more flattering for western shapes. Suitable for quilter's cotton, rayon, wool or a variety of fabrics. Machine required.

Sat. June 22, 10:30 AM-4:30 PM

\$45

***Is your machine too heavy?  
Use our Pfaff or Baby Lock  
machines in class for FREE!  
Please ask for one when you register.***



# Sew Many Quilts

## ☀ One Block Wonder Studio

**Valerie Leftwich**

Bring your one block wonder in progress—it should be ready to place on the wall for designing the flow of your quilt. Machine required.

Sun. Apr. 21, 12-4 PM

\$30

## ☀ Diamonds

**Cyndi Slothower**

Learn to cut 60° diamonds, sew them in diagonal rows and inset side and corner triangles. In class we will be making a lap or baby quilt, but your new knowledge will apply to larger quilts as well. Machine required.

Fri. Apr. 26, 11:30 AM-3:30 PM

\$30

## ☀ Studio with Debbie Butler-Miller

Get help from Debbie to work on your animal portrait from her “My Best Friend” class.

Sat. Apr. 27, 12-4 PM

\$30

## ☀ Portraits and Everything Pictorial

**Marilyn Belford**

Start with a photo of a loved one, a famous work of art or a favorite scene and create a fabulous fabric wall hanging. Marilyn will guide you from selecting the photo or artwork, choosing and applying the fabric through freemotion embroidery and quilting, right up to hanging the finished art quilt on the wall. No paints are used, only fabric and threads. No special drawing skills required.

\$135

Sat. May 4, 11, 25, June 1 and 8, 1:30-4:30 PM

## ♥☀ 10-Minute Blocks

**Rhonda Poyer**

Five squares + three seams = 1 large block with a diamond center! You'll be able to stitch any size quilt with this 10-minute technique. You will have hardly anything to cut when you use charm squares or layer cakes. Booklet, rotary cutting skills and machine required.

Sun. July 28, 12:30-3:30 PM

\$23

**Is your machine heavy? Use a classroom machine for FREE! Reserve one when you sign up for a class.**

## ♥☀ One Block Wonder

**Valerie Leftwich**

Choose one great fabric and one block shape and make a one-of-a-kind quilt. There is no fussy cutting and the piecing is simple with no Y-seams. Bet you can't make just one! Book and machine required.

Sat. July 20, 10:30 AM-4:30 PM

\$45

## ♥☀ My Best Friend

**Debbie Butler-Miller**

Capture your best friend forever in fabric! It's the only quilt where a stray dog or cat hair is a good thing. In session 1 you'll piece your portrait. In session 2, thread painting will bring it to life with dimension and shading. ***Photos of your furry friend must be emailed to Debbie by May 1*** to allow her to create your pattern. Machine required.

Sun. May 12 and 26, 11:30 AM-4:30 PM

\$75

## Join In!

**E.A.T. CLUB** (Exploring Advanced Techniques) is a group that meets monthly to share machine techniques. If you enjoy researching and trying new things with fabric and would like to share your work in progress and creative techniques, please come. Membership is free, but please call June at 607-257-0939 to register. Meets the third Monday of every month at Quilters Corner from 1-3 PM.

## Sew 'n Sews:

### Open sewing time at Quilters Corner!

Tuesdays and Wednesdays from 12-4.

Machines are available and the irons are on.

Reserve a space by the day, 607-266-0850.

It's FREE!



## Ithaca Modern Quilt Guild

Meetings are the first Sunday of every month from 1 to 3 PM at Quilters Corner.

All are welcome. Bring a show and tell!



518 W State St  
Ithaca, NY 14850  
M-F 10-6, Sat 10-5, Sun 12-4  
607•266•0850  
[www.e-quilterscorner.com](http://www.e-quilterscorner.com)

PRSRT STD  
U.S. POSTAGE  
PAID  
ITHACA, NY  
PERMIT NO. 780

*Did you know?*

## Quilters Corner welcomes groups!



What you can expect:

- Open early to accommodate your schedule
- Goodie bags for everyone
- Light snacks provided
- Clean bathrooms
- Cold water to fill your water bottles
- Extra staff on hand to provide assistance
- Demonstrations provided upon request

Give us a call to schedule an outing your group will talk about for a long time: 607-266-0850.  
The minimum group size is ten.

**We'll be closed**  
Memorial Day, May 27

## Rhubarb Sauce

Rhubarb often emerges from the ground when there is a still a little snow left. The vibrant contrast of curly, bright green leaves and ruby red stalks against a blanket of white spring snow inspires us to pick a few stalks to create this tasty sauce. It is sweet & tart; you can increase the amount of sugar to taste.

Preparation time about 20 minutes

- 3 C rhubarb, cut into 1" pieces
- 1/2 C brown sugar, or to taste
- 1/4 C water
- 1/8 t freshly grated nutmeg (or use ground nutmeg)
- 1/4 t cinnamon
- 1/4 t vanilla extract

In a medium size sauce pan, combine the sugar, rhubarb, water & spices. Bring to a boil and reduce heat. Simmer about 10 minutes, or until the rhubarb is tender and begins to fall apart. Remove from heat and stir in the vanilla. Stir a little more to break up the rhubarb chunks and create a sauce-like consistency.

This sauce is quite versatile. Serve it over waffles or pancakes.

Try it on your morning oatmeal. An all-time favorite is to spoon it warm over homemade vanilla ice cream. Yummy! The recipe is easily doubled; it will keep in the refrigerator for up to two weeks.

