

518 W State (Martin Luther King Jr.) St
607•266•0850

www.e-quilterscorner.com
quilters@e-quilterscorner.com

QUILTERS CORNER HIGHLIGHTS

New Blocks-of-the-Month starting in May
(p 2)

Picnic! Saturday, June 9
(p 16)

The latest patterns and books (pp 3-4)

Classes! You can see class samples and sign up on our website. We have over 60 classes this session. (pp 9-15)

Baby Lock Serenade on sale. (p 6)

Used Machines – We often have refurbished trade-ins at great prices!

Quilts of Valor update (p15)

Pfaff introduces the new Creative Performance (pp 2, 5)

Karla Herrin will be here Friday, June 29 (p 4)

Free Foot Pack with select sergers (p 8)

Block-of-the-Month Programs

Why ours are great!

At Quilters Corner, we offer wonderful Block-of-the-Month (BOM) programs. New BOM programs are just around the corner, so now is a great time to think about signing up for one. Why?

- It's convenient! When you sign up for a BOM program, we reserve a kit for you every month throughout the project. We call when your kit is ready so you can pick it up. If you don't live near by, we can mail your kits to you for a small postage and handling fee so you can avoid using time and gas to pick it up. You can sign up online, over the phone or in the shop and if you sign up after a BOM program has already started, we can quickly catch you up with prior months' kits.

- You receive beautiful, coordinated, high quality fabrics. For every BOM program, we carefully pre-select all of the fabrics used for each kit, so you don't need to spend time selecting and matching fabrics on your own. In fact, our talented staff often chooses a different color scheme than what is pictured on the BOM pattern, and when we do, we provide you with a color-coded key so you can easily translate the pattern using the fabrics included in your kit.

- You receive enough fabric to complete the quilt top and binding. We carefully measure and cut sufficient yardage of each fabric needed for kits, so you will not have to worry about running out of fabric mid-project.

- The cost is predictable. When you sign up for a BOM program, we tell you how much the pattern and each kit will cost up front, so you can budget accordingly. You are able to invest smaller amounts of money at a time and still end up with a complete, gorgeous quilt top!

- We provide in-house expertise. A staff member at Quilters Corner makes each BOM sample, so we have given the pattern a trial run for you. If we discover that a pattern has an error or may be confusing, we will include an addendum to clarify it or offer suggestions. If you have questions, we are always happy to offer helpful hints and provide guidance – just give us a call, e-mail or stop in.



Ripples & Reflections – it's not too late to join!

NEW BLOCKS OF THE MONTH

starting in May

FOREST GALOREST

DELIGHTFUL ANIMALS



This whimsical month-by-month project designed by Java House Quilts is a very special quilt. Center blocks contain small forest creatures including frogs, mice, turtles, salamanders and birds. The borders provide backdrop for some charming full-size friends. You can appliqué this quilt by hand or use fusible. All appliqué images for this 65" square quilt are included in the patterns. The program lasts six months. Each kit is \$25; the six patterns are sold separately, \$9.00 each.

PIECEFUL NIGHTS

A SAMPLER QUILT



We just love the warm feeling of Pieceful Nights by Lori Smith of From My Heart to Your Hands. This block-of-the-month quilt measures 63" square and would make a lovely wall hanging or lap quilt in anyone's home. If you are looking for a bed quilt just add a border or two! Pieceful Nights provides a wonderful opportunity to explore and create 12 traditional quilt block patterns assembled within a stunning sampler setting. We've made our sample with lots of reproduction fabrics to give it an inviting look for any room. Each of the six monthly kits are \$25. The single pattern is \$12. Sign up today to reserve your kits.

Attention Quilters: Here is the machine you've been waiting for!

PFAFF Creative Performance

Join us to see it in action.

Friday, May 4

Demos every hour from 10:30am- 4:30pm

Call to save a seat **607-266-0850** OR stop by to catch a session.

Special introductory prices
No-interest financing available
through May 31.
Trade-ins welcome




NEW PATTERNS



Zirafah is a tender wall quilt featuring a mother and baby giraffe. Tori Whitney perfectly captures the gentle nature of the animals. Surrounded by 3D leaves, this twosome makes a wonderful addition for any room where giraffes are a favorite. Kits available.

Quarter & Dime uses fusible or traditional applique to apply lines of circles. It comes in two sizes, baby and queen. This pattern is suitable for a beginner quilter and is also compatible with the Go! Cutter. It's a fun way to use a collection of fat quarters or use up some stash, and you can embellish with your machine's decorative stitches. Fabric packs available.



Lizzy Bag is a fun chic purse for all occasions. Make it with texturized fabric by using Texture Magic, or from plain fabric. Another beautiful sample from our resident bag expert, Kaye.

At fall quilt market we picked up a line of patterns called **Sewn**. Sewn is a division of Lorraine Torrence Designs that features clothing patterns from various young designers. We liked the fresh ideas and simple clean construction. Sewn patterns are written for people unaccustomed to sewing clothing, so many basic terms and techniques are explained.



Denise made the **Upline Jacket** as a shop sample. It has lots of options - hip or mid-thigh lengths, buttons or zipper. Cyndi made the **Swing**



Shift – so cute! Come in and check out the **Paper Bag Pants, Go Anywhere Dress, Triple Play Top** and more. These are fun patterns that are so easy to make and to wear.



Sling Buddies is the perfect parenting accessory to soothe a fussy infant or bond with your baby all while looking hip and stylish. The reversible pouch design with elastic edges fits comfortably and provides stable and safe support for your child. Easy to make and easy to wear, the baby sling makes an awesome

gift with cute little burp cloths. Make a matching baby doll sling for an older sibling. Kristin is teaching a class on this.

Dude Babies contains three different bibs for the little man in your life: Mr. Cowboy, Mr. Formal and Mr. Businessman. Very cute!



One striped fabric magically transformed into chevron blocks lights up the front of Jennifer Amor's **Super Stripes Jacket**. Easy to fit, it's dart-free, and has a flattering curved hemline. It can be made reversible. Kristin's looks great on her!



NEW BOOKS

Easy instructions and delightful designs are on every page of **Simply Aprons**. Whether you're hosting a dinner party or gardening, these aprons look so good you'll wear them right out in public. A well-loved symbol of domesticity, imbued with charm and nostalgia, aprons are enjoying a big comeback among creative sewers. This book offers twelve projects from a pool of talented designers, ranging from ultra-feminine and vintage chic to whimsical and colorful. All patterns are included. Check the schedule for Linda's class.



You're Invited to a special event

Great Gadgets & Tips for Stitchers & Quilters

with **Karla Herrin**

Pfaff Educational Consultant



- For all makes and models of machines
- Professional sewing educator Karla is always in demand.
- You will love her beautiful samples.
- Try out some of the techniques yourself.
- Receive a \$10 gift certificate to use the day of the event.
- Door prizes! Snacks! Fun!

Friday, June 29, 9:30 or 2:30

\$10

Call 607-266-0850 to save your seat today.

NEW FABRIC

Our lovely soft reds and tans designed by French General will be refreshed with their Petite Odile line. From Jo Morton we will see the entire collections of Alexandria and Sunday Best. We love the 10 Little Rubber Ducks for babies. We always we have boxes of batiks to keep our bali fans happy.



For those who sew for the holidays, our Christmas fabric will start arriving in May and June. Some of the lines and their designers include: Winter Menagerie from Jason Yenter, Joy from Kate Spain, Christmas Spirit from Holly Taylor, Share the Joy from Deb Strain, and Sentiments from Three Sisters. We also have lots of the classic beautiful Christmas fabric coming from Hoffman and some fun ones with the "Peanuts" comic strip characters.



Don't miss out

on the latest QC news and tips!

E-mail

quilters@e-quilterscorner.com

Ask us to add you to our

ShopTalk list.

NEW

Creative Performance



Special Introductory Packages

Quilter's option: \$500 Value

Embroiderer's option: \$1000 value

Trade-in machines welcome

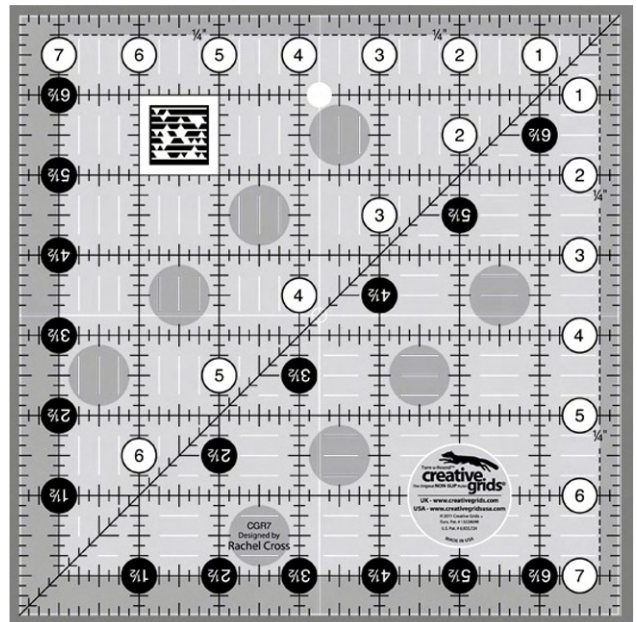
36 month financing available

Embroidery or not?
It's your choice!
Buy this machine with or without an
embroidery unit. Add one later if you
wish.

- Best feed system on the market
- Original IDT(built-in walking foot)
- Glossy touch screen shows stitches the direction they'll sew out, at actual size
- Automatic presser foot lift
- Knee lift
- Two free-motion quilting systems
- 10" sewing bed – lots of room for quilting
- Create or alter stitches in the machine
- Undo/redo
- Built-in information system
- 454 Stitches

IT'S TIME FOR A NEW RULER

Does your ruler need to be replaced? Are the corners and edges a bit chewed up so you're no longer getting accurate cuts? It's time to treat yourself to a new one. Creative Grids has redesigned the markings on their most popular rulers to make them easier to read. They still have the embedded see-through gripper dots that make non-slip cutting easy. You'll love your new ruler even more than the old one.



Baby Lock Serenade Sale

SAVE BIG

limited time only!

- 1,000 stitches per minute!
- Extension table for free motion quilting included.
- Precision Dual-Feed Quilting™ (built in walking foot)
- 7 LED lights illuminate the needle and work area.



Visit Quilters Corner to test drive your next new sewing machine.

SLOW-COOKER MACHACA

Mexican shredded beef



- 1 large red onion, chopped
- 1-1/2 lbs flank steak, cut crosswise into 4 pieces
- 1T chili powder
- 1T ancho chili powder
- 1/2t salt
- 1/4t pepper
- 2T fresh lime juice
- 1/2C fresh cilantro, chopped
- 8 corn tortillas

Toss 3/4 of the onion, the beef, and the spices into the crockpot and stir together. Cook covered until the meat is tender and shreds easily, 7-8 hrs on low or 4-5 hrs on high. When beef has 25 minutes left to cook, add the rest of onion, lime juice, 1/4t each salt and pepper, and the cilantro. Use two forks to shred the beef then stir it into the cooking liquid. Serve with tortillas, guacamole, lettuce, cheese, tomatoes, and salsa.

Visit 4 of America's best quilt shops
as featured in Better Homes and Gardens
Quilt Sampler magazine!



TOP SHOP TOUR

April 20 – 29, 2012

Be eligible to win prizes when you visit all four shops.
Over \$1200 in prizes awarded to lucky shoppers!

Make the
HOMETOWN Quilt.
Collect one piece of the
pattern at each store.

Travel with your friends!
10 days to stop in
and validate your passport.
10 am – 7 pm Mon – Sat
Noon – 4 pm Sundays

\$5 Passports available March 1, 2012

The TOP SHOPS from
Better Homes and Gardens
Quilt Sampler
invite you to enjoy the tour!



**Calico Gals — Endless Mountains Quiltworks
Quilters Corner — Patchwork Plus**

Quilts of Valor Update

A Quilt of Valor is a generous lap-sized quilt made of quality fabrics and beautifully quilted. After it has been bound, washed, labeled and wrapped in a presentation case, it is ready to be awarded to a servicemember or veteran touched by war. For more information on making Quilts of Valor, come to Quilters Corner or visit qovf.org, the Quilts of Valor website.

Ten Quilts of Valor have been presented to our courageous military men and women recuperating at the Syracuse VA Medical Center. Other Quilts of Valor have been given to service members returning from war by their mothers, grandmothers and friends. Many thanks to all the wonderful women who have so lovingly created and stitched these quilts. The quilts represent a small token of our appreciation for the protection of our freedoms and the valor of our military. We continue to collect Quilts of Valor here at Quilters Corner, as many more are needed. You may bring them in at any time.



Kaye with the volunteer services coordinator at the Syracuse VA hospital

Whoosh!

Thread the loopers with the push of a button!



Automatic Thread Delivery = no more fussy tension adjustments!



Baby Lock

Sergers so easy to use, you'll be amazed!

Now through May 31, receive a free bundle of six accessory feet and an inspirational guide with your new Evolution, Enlighten, or Imagine serger, valued up to \$349.

Quilters Corner Classes for Spring 2012

Have a spring fling with sewing! This spring, sew your garden: no weeds, just lots of lasting color. Take a class, learn a new skill, meet new friends and watch your creativity grow! Can't decide which class to take? Come in and look at the teachers' samples – they fill the classroom. Don't have a machine or yours is too heavy to carry? Use a classroom machine at no extra charge. Just tell us you need one when you sign up for class. Stop by the shop to register, pick up the phone, 607-266-0850, or visit our website www.e-quilterscorner.com.

Getting Started

♥ Rotary Cutting 101

Sharon Stroud

This class is for everyone, beginners and up, who would like to know the correct way to rotary cut.

We will cut strips, squares, half-square triangles, rectangles, and more. Emphasis is on safety and accuracy. No project—just lots of practice cutting!

Tues. Apr. 10, 6:30-9:30 PM \$20

♥☀ Learn to Sew

Linda VanNederynen

Master the basics of sewing while creating beautiful items for yourself and your home. Learn how to operate and maintain a sewing machine.

You will make a simple gift bag and a pillowcase, then Linda will teach you to read clothing and home dec patterns and you will make a project of your choice using newly learned sewing skills. Let's sew! Machine required.

Wed. Apr. 18, 25, May 2 and 9, 6-9 PM OR
Thurs. Apr. 19, 26, May 3 and 10, 11:30 AM-2:30 PM
OR Wed. June 6, 13, 20 and 27, 6-9 PM \$78

♥☀ Beginning Quiltmaking

Cyndi Slothower

This class will give you a solid introduction to quilt making. We will focus on different techniques each session (rotary cutting, squares, triangles, stars) while making blocks for a sampler wall hanging or quilt. The later sessions will cover setting, basting, machine quilting and binding. Roll up your sleeves and take the leap. You may never be the same! Machine required.

Mon. Apr. 23, 30, May 7, 14, June 4, 11 and 18
Choose daytime 9:30-12:30 OR
evenings 6:30-9:30 \$137

Is your machine heavy? Use a Pfaff or Baby Lock classroom machine for FREE! Reserve one when you sign up for a class.

Key: ♥ = great for beginners ☀ = daytime class

♥ Binding Basics

Denise Lentini

Finish quilts with great looking bindings. Learn to make bias and straight grain binding, overlapped or mitered corners and "lump less" joints. Binding by hand and with a machine will be covered. You will create mini samples to serve as future reference tools. Machine required.

Thurs. Apr. 12, 6:30-9:30 PM \$20

♥ Absolutely Beginning Sewing Machine Operation

Linda VanNederynen

For those with little or no experience using a sewing machine. This class starts with turning it on, threading, winding a bobbin, attaching feet and accessories. Maintenance, adjusting tension, selecting stitches and stitching them out will also be covered. Don't have a sewing machine or thinking about a new one? Use one of ours in class to help you make a good decision.

Mon. May 14, 5:30-9:30 PM \$26

♥ Basting Party and Dessert Potluck

Cyndi Slothower

Do you have a quilt top finished that you need to baste or sandwich in preparation for quilting?

Bring it and a treat to share. Many hands make light work! We will baste one top per attendee, and more if there is time.

Fri. June 1, 6:30-9:30 PM \$20

♥☀ Color Confidence

Kaye Tea

Create beautiful quilts and projects you love by learning about color and fabric "personality".

This class will help you broaden your color experience and stretch your colorful imagination as you learn about value and how to create beautiful color combinations for your quilts.

Sun. July 15, 1-3:30 PM \$17

Sign up online:

www.e-quilterscorner.com

Advancing On

☀️ Shadow Appliqué with Trapunto Molly Waddell

Traditionally, shadow work used a translucent fabric as a top layer to create the effect. In Molly's adaptation, you will use cottons: bright colored beneath and light colored above. The shadow image will further be enhanced with trapunto, stuffing of the image, to create a very pleasing wall hanging. Machine required.

Sat. Apr. 21, 11 AM-4:30 PM \$36

☀️ Stitcher's Garden— Reunion Kristin Thompson

Let's keep the fun going! If you have enjoyed Stitcher's Garden, you'll want to come and see what your classmates are up to. Bring a potluck food to share - homemade or store bought. Most important, bring show and tell of your class project or any of your sewing. Kristin is happy to answer your questions. Free, but please register so we know how many to expect.

Sun. Apr. 22, noon-2 PM Free

☀️ Stitcher's Garden— Block of the Month Kristin Thompson

Create a beautiful quilt while learning more about your sewing machine and many different presser feet. Try out those decorative stitches you have always wanted to use with guided instruction and hands-on practice. Each month for 12 months explore a new technique like machine appliqué, couching, pintucking, candlewicking, even sewing on a button by machine. Open to all makes and models of sewing machines and you may join at any time. In April you will make block # 3. \$26 per session

Sun. Apr. 29, May 27, June 24, July 29, 12-4 PM

New Skills: Harder Blocks Cyndi Slothower

Do you have basic skills as a quilt maker but want to take your piecing up a notch? This series is what you have asked for. Join Cyndi once a month as she leads you through the piecing of harder blocks. Each class stands alone. Machine required. \$20 per session

Tues. Apr. 24, May 29, June 19, 6:30-9:30 PM

☀️ Beyond the Basics: Free-Motion Quilting Brynn Sigg

Ready to do more than just meander free-motion quilting? This class is for you. We will be quilting on practice sandwiches using a number of different free-motion patterns. You need to have a basic knowledge of free-motion quilting and should have taken a beginning quilting class previously. Machine required.

Sat. May 5, 1-4 PM \$20

☀️ Introduction to Machine Quilting Cyndi Slothower

So many quilt tops, so little time! Spend an afternoon learning the basics of machine quilting, both straight line and free motion, then go home and finish some quilts! Machine required.

Fri. June 15, 1:30-5:30 PM \$26

♥ Intro to Machine Appliqué Kristin Thompson

We will cover machine basics, how to choose the right threads, needles, fusible webs and stabilizers. Practice satin stitch, buttonhole stitch and more. Start with easy exercises and then begin a small quilt or wall hanging that uses your new skills. Machine with zigzag stitch required.

Thurs. June 21, 5-9 PM \$26

☀️ Free Motion Quilting Molly Waddell

Take your free motion quilting to the next level. You will learn some background free motion motifs to really enhance your quilts. Some free motion quilting experience, machine required.

Sat. June 23, 10:30 AM-4 PM \$36

CLASS POLICIES

- Payment must accompany class registration.
- You may withdraw from a class and receive a full refund up to one week before the class begins. After that time no refunds will be issued.
- We'll notify you and give a refund if we cancel a class.
- Be considerate of your teacher and other class members; please leave children and guests at home.
- We encourage you to make sure the class has the minimum enrollment before you purchase supplies.
- Sewing machines are available and free for class use; be sure to reserve one when you register.
- Remember to request your 10% discount when buying supplies for Quilters Corner classes.
- Please purchase supplies before class begins so you don't miss anything!
- If your class will be held outside of store hours, please use the back door near the parking lot. If it is locked, use the doorbell.

Hand Work

♥ First Tuesdays with Sharon Sharon Stroud

Spend an evening a month doing what you love best—hand work! Be it hand appliqué, piecing or quilting, this is dedicated time to work on your projects, whether you need help with something specific or just encouragement to finish. Join us for laughs, M&Ms, and lots of fun.

Tues. Apr. 3, May 1, June 5, July 3, 6:30-9:30 PM
\$20/session

♥☀ Hand Quilting Without a Hoop Sharon Stroud

Whether you've just finished your first quilt top and are ready to learn to quilt, or just want to improve your quilting stitch, come learn a unique way to quilt without poking your underneath fingers and without a hoop or frame. (It is not stab stitch.) Basting, marking methods, echo quilting, thread and batting are covered as well as the quilting stitch. Fee includes a prebasted quilt sandwich. Roxanne thimbles may be purchased at a 15% discount for this class.

Sat. May 19, 10 AM-4:30 PM \$46

♥☀ Intro to Hand Appliqué Kristin Thompson

Hand appliqué is wonderful to see, a pleasure to do, and it's portable! Imagine what you can accomplish with a take along appliqué project to keep your hands busy. Learn the techniques that will get you hooked. With Kristin's help you will learn while having lots of fun! Pattern required.

Thurs. June 7 and 14, 1-4 PM \$39

☀ Dresden Plates of Distinction Sharon Stroud

Dresden Plates - the words evoke images of beautiful, elegant patterns on fine china. By combining selective cutting of individual blades with hand piecing and hand applique, yards of fabric can be transformed into stunning Dresden Plate quilts. Students will begin a two-plate wall hanging in class. The resulting plates will range from elegant to whimsical depending on the fabric choices. Student should be comfortable with needleturn appliqué. Template fee.

Sat. June 30, 10-4:30 PM \$46

Art Techniques

☀ Studio with Debbie Butler-Miller

If you have taken Debbie's "My Best Friend" class and would like to work on your animal portrait with her assistance, join in!

Sat. Apr. 28 or Sat. June 16, 1-4 PM \$20

♥☀ Thread Painting Debbie Butler-Miller

Learn to "paint" with your needle! Debbie will supply two "practice sandwiches" with designs transferred. After explanation and demonstration of her thread painting technique, you will practice, practice, practice! Machine required.

Sun. June 3, 1-4 PM \$23

♥☀ My Best Friend Debbie Butler-Miller

Capture your best friend forever in fabric! It's the only quilt where a stray dog or cat hair is a good thing. In session 1 you'll piece your portrait.



In session 2 thread painting will bring it to life with dimension and shading. Photos of your furry friend must be submitted by May 1st allowing time for Debbie to create your pattern. Machine required.

Sat. May 12 and 26, 11 AM-4 PM \$65

☀ Portraits and Everything Pictorial Marilyn Belford

Start with a photo of a loved one, a famous work of art or a favorite scene and create a fabulous fabric wall hanging. Marilyn will guide you from selecting the photo or artwork, choosing and applying the fabric through free-motion embroidery and quilting right up to hanging the finished art quilt on the wall. No paints are used, only fabric and threads. No special drawing skills required.

Sun. June 10, 17, July 1, 8, 22, 12:30-4:30 PM \$135

Gifts & Fun Things

♥☀ Get Hooked: Crochet Rug

Brynne Sigg

Compress your stash and create fun and easy rugs. This is a great project that does not require you to sit in front of a sewing machine. Crochet fabric strips into a scrappy or planned color scheme rug. Choose either the oval or rectangle rug. Pattern with crochet hook required.

Fri. May 4, 9:30 AM-12:30 PM \$20

♥ Playtime Gifts

Rebecca Dennis

Make three different projects perfect for young children: a backpack, a personalized fabric book and a set of colorful refrigerator alphabet magnets. The backpack may be made from canvas or any beautiful cotton fabric. These projects are easily adaptable for a variety of ages and make fantastic gifts! Only basic sewing machine skills required- beginners are encouraged to sign up!

Fri. May 4, 18, 25 and June 8, 5-7 PM \$52

♥☀ Locker Hook Rug

Karen Baum

Make a colorful cotton rug in your favorite tones and patterns. Use your "oops" or leftover fabrics, filling in with new finds. It's a perfect portable project. This class will get you started with all you need to know. Machine required.

Sat. May 5, 9:30AM-12:30 PM \$20

♥ Tackling Table Cloths

Linda VanNederynen

Sew a beautiful table cloth for your dining room, picnic table or for a unique gift. Learn measuring, cutting, tips and techniques for mitering corners and sewing with laminates. Machine required.

Tues. May 8, 6-9 PM \$20

♥ Hand Woven Bali Basket

Kristin Thompson

No need for a sewing machine for this woven basket. The technique is so simple that if you use precut Bali Pops, you can create a beautiful medium size basket in an evening. Beginners are welcome. Pattern required.

Thurs. May 10, 5-9 PM \$26

♥ Aprons

Linda VanNederynen

Spice it up in the kitchen with more than what is on the spice rack! Sew yourself a new apron or make one for a gift. Choose from 12 cute, creative and fun aprons in a new book, SIMPLY APRONS. Today's modern designer prints as well as prints from our novelty shelves make great choices for your new apron. Book & machine required.

Tues. May 15, 6-9 PM \$20

Gum Drop or Pouf Pillow

Denise Lentini

Here's a fun project to create a decorative and useful item for a dorm room or any casual living area. Make a comfy pillow or an ottoman. Choose just one fabric or up to four for a unique accent piece. Use novelties for a child's reading pillow. Pattern and machine required.

Thurs. May 17 and 24, 6-9 PM \$39

♥☀ Sling Buddy

Kristin Thompson

Create a stylish and comfortable baby sling that is easy to wear and provides safe support. A wonderful gift for new Moms and Dads. Beginners are welcome. Pattern and machine required.

Thurs. May 31, 1-5 PM \$28

4D/5D Software

5D New Owners Training

Linda VanNederynen

5D Embroidery Extra owners: attend the first two sessions: \$150 or free with purchase.

5D Suite owners: attend four sessions to learn the basics of your software: \$250 or free with purchase.

A limited number of shop laptops will be available to share or bring your own to the training.

♥☀ 5D Lesson #1 and #2

Tues. Apr. 17 and 24, 9-11 AM

♥☀ 5D Lesson #3 and #4

Tues. May 1 and 8, 9-11 AM

☀ 4D/5D Software Club

Merrie Wilent

Anyone with 4D or 5D is welcome to join anytime to learn more about their software. A limited number of laptops are available to share during class. \$13 per session

Fancy Fonts Fri. Apr. 6, 9-11 AM

Create Cross Stitch Fri. May 18, 9:30-11:30 AM

Stitch Editor Fri. June 8, 9:30-11:30 AM

Fashion and Fun

☀ Shawl Collar Jacket

Joanne Wietgreffe

This reversible jacket looks great on everyone. Select your fabric with Joanne's expert guidance. She'll fit you, then lead you through the construction, offering different piecing options. With instruction on embellishing with decorative thread and finishing techniques, you'll be steppin' out in style. Pattern, machine required.

Thursdays Apr. 19, 3-5 PM, May 3, 3-6 PM, and May 17, 3-6 PM **\$52**



☀ Izzy Bag

Edith Johnston

Coordinate 4 of your fat quarters and spend 4 hours of your time to make this cute "cross body" bag. It is a little larger than most cross body bags with lots of style and plenty of pockets for organization. Pattern and machine required.

Sun. May 20, 12-4 PM **\$26**

E.A.T. CLUB (Exploring Advanced Techniques) meets monthly to share machine techniques. Enjoy researching and trying new things with fabric and sharing your work-in-progress and creative techniques. Membership is free, but please call Alyce at 272-8188 to register. Meets the third Monday of every month at Quilters Corner, 1-3 PM.

Sergers

♥☀ Absolutely Beginning Class for Sergers

Nancy Crouch

This class is for anyone who has a serger and needs help from the very beginning: basic threading, inserting needles, checking tensions. Class size is kept small. Serger required.

Fri. May 4, 1-4 PM **\$20**

♥☀ Make Friends With Your 4 Thread Serger

Nancy Crouch

Increase your four-thread serging skills: more threading, changing needles, stitch length and width, turning inside and outside corners, making circles, even a casing. Serger required.

Fri. May 25, 9 AM-noon **\$20**

♥☀ More Serger Techniques

Nancy Crouch

Three and four thread serger users will learn rolled hems, flatlock, faux blanket stitch and more. Serger required.

Fri. May 25, 1-4 PM, 2-5 PM **\$20**

☀ The Next Serger Steps

Nancy Crouch

A more advanced class covering such things as chain stitch, rolled hem, flatlock, cover stitch if your machine is able. Add some lace, create your own faux or real wired ribbon and more. We will also be using some different threads.

Fri. June 22, 1-4 PM **\$20**

Featherweight

♥ Care and Feeding of Your Featherweight

Sharon Stroud

This is an essential class for all Featherweight owners. You will learn to clean and oil your machine, where to lubricate, how to do simple repairs and more. This is for the old black Singer Featherweight machines only.

Tues. June 26, 6:30-9:30 PM **\$20**

Use a Pfaff or Baby Lock classroom machine for FREE! Reserve one when you sign up for a class.

New Owner Classes

♥ PFAFF and Baby Lock Sewing Machine New Owner Classes

We are committed to helping you learn the features of your new computerized sewing machine. Second helpings are welcome and cheerfully served. Each session is FREE w/machine purchase from QC or \$125. If you do not see your model listed, please call for an appointment.

Baby Lock Melody, Elizabeth, Tempo, Sophia 2 and Ellure Plus **Merrie Wilent**

Wed. May 23, 12-3 PM

Baby Lock Ellure Plus and Sophia 2 **Embroidery Functions** **Linda VanNederynen**

Thurs. Apr. 19, 3-6 PM

Baby Lock Serenade **Linda VanNederynen**

Mon. Apr. 16, 5:30-8:30 PM

Baby Lock Sergers, Self-Threading **Linda VanNederynen**

Mon. May 7, 5:30-8:30 PM

Baby Lock Ellisimo, Ellageo (A, B and C) and Symphony (A and B only) **Linda VanNederynen**

A. Basic Operation, learning icons, feet

Thurs. May 24, 9 AM-noon

B. Special Techniques

Thurs. May 31, 9 AM-noon

C. Embroidery

Thurs. June 7, 9 AM-noon

PFAFF Expression 2.0, 3.0, 4.0, Creative 2.0, Ambition 1.0 and 1.5

Cyndi Slothower

Fri. Apr. 27, 11:30-3 PM OR

Sun. June 3, 12-4 PM

PFAFF Sensation, Creative Vision and Creative 4.0

Merrie Wilent

A. Basic Operation, learning icons, feet

Sun. May 20, 12:30-3:30 PM

B. Special Techniques

Sun. June 10, 12-3:30 PM

C. Embroidery and Precise Positioning

Sun. June 24, 12-4 PM

Embroidery

♥☀ Fancy Feathers Block of the Month **Merrie Wilent**

Hone your embroidery skills and get a great start on your monthly blocks. Techniques and tips for design placement, hoop and design size, stabilizers, threads, needles, tension and prep will be covered while you stitch out a different delightful bird each month. Each class stands alone. Open to all machine makes and models. Embroidery machine and CD required. \$20 per session

Wed. Apr. 4, 9:30 AM-12:30 PM, May 16, 12-3 PM

♥☀ In the Hoop Embroidery Projects **Merrie Wilent**

Learn to use your embroidery machine to completely sew together a small finished project. This technique is ingenious and so much fun.

Once you make one in class, you'll want to make lots more as gifts. Minimum 5" x 7" hoop required. Reserve a Quilters Corner embroidery machine if you don't have one.

Margaret: Zippered Pouch and Tissue Holder

Make a handy case to tuck in a packet of tissues, with a zippered pouch and a spot for an optional initial on the other side. This is perfect to keep in a gym bag, back pack, or in your purse.

Embroidery design required.

Wed, May 30, 9:30 AM-12:30 PM \$20

Joan: Zippered Case with Monogrammed Flap

This cute little zippered bag is the perfect size to hold a smart phone or a camera. The monogram flap dresses it up a bit. Embroidery design required.

Fri, June 15, 9:30 AM-12:30 PM \$20

Make Your Own Class

♥☀ Make Your Own Class

Cyndi Slothower

Are you stuck on a sewing or quilting project? Would you like some dedicated time to sew with other like-minded folks? Bring whatever you wish to work on and Cyndi will be available to assist. Bring a bag meal or \$8 to share a meal. We'll get a lot done and have fun too! Machines available.

Fri. Apr. 27, 5-10 PM OR

Fri. June 1, 12-5 PM \$33

Sew Many Quilts

♥ Love at Home

Siri Whitmore

Make this welcoming, vintage-style quilt to adorn your own home or as a special gift for a wedding or housewarming. It consists of two alternating blocks, accented by a machine or hand-appliqued house adorned with vines and the date your home was established, in the center. Some experience with rotary cutting and basic piecing is helpful. Large or small options available.

Thurs. Apr. 26 and May 3, 6:30-9 PM \$33

♥ Terrific Tulips

Elsie Dentes

Celebrate spring with this cheerful little quilt. Local quilt designer, Elsie Dentes, will guide you through making a block of her original pattern using her straight seam piecing with freezer paper technique, then give tips for the rest of the project. Basic rotary cutting and piecing experience is helpful, but if you can sew a straight seam, you can make these blocks! Pattern and machine required.

Tues. May 1, 6-9 PM \$20

♥☀ Four Patch Posies

Cyndi Slothower

Make a gorgeous quilt using only one print for all the blocks! You will carefully line up repeats in the print, cut through four layers, choose your favorite kaleidoscope and sew. This is an easy version of "stack and whack". Pattern and machine required.

Sat. Jun. 2, 10:30 AM-4:30 PM \$39

Feathered Friends—Robin

Elsie Dentes

Join designer Elsie Dentes to work on your own cheerful wall hanging of Robins perched on a tree. Your curved piecing skills will improve, and Elsie will also offer an alternative appliqué construction technique. Pattern and machine required.

Tues. Jun. 5, 6-9 PM \$20

♥☀ One Block Wonder

Valerie Leftwich

Choose one great fabric and one block shape and make a one-of-a-kind quilt. There is no fussy cutting and the piecing is simple with no Y-seams. Bet you can't make just one! Book and machine required.

Sat. July 7, 10:30 AM-4:30 PM \$39

♥ Ticker Tape: I Spy

Rebecca Dennis

Use a quilt-as-you-go technique for a modern twist on a traditional I Spy quilt! Create your own quilt design with guidance from Rebecca or use one of several provided to make a quilt of any size. A perfect gift for kids and a great way to use scraps from your stash! Machine required.

Thurs. Jun. 14, 28, July 12 and 26, 5-7 PM \$52

Kids Can Sew!

♥☀ Kids Sew A Pillowcase

Maureen Stanhope

Beginners will be introduced to use of sewing machines and practice a bit, then jump into the making of a pillowcase with fabric of their own choosing. Machine required, or sign up for free use of a classroom machine. Snack provided.

Mon. Apr. 9, 10:30 AM-1:30 PM \$20

♥☀ Kids Make a Belt and a Scrunchy

Maureen Stanhope

Beginners will be introduced to use of sewing machines and practice a bit, then jump into the making of a belt and matching scrunchy with fabric of their own choosing. Machine required, or sign up for free use of a classroom machine. Snack provided.

Thurs. Apr. 12, 10:30 AM-1:30 PM \$20

♥☀ Kids Sew a Potholder

Maureen Stanhope

Kids can learn to piece four different fabric squares and make a potholder to take home. These would make great gifts for someone special. Machine required, or sign up for free use of a classroom machine. Snack provided.

Fri. Apr. 13, 10:30 AM-1:30 PM \$20

♥☀ Kids Make An Easy Strip Quilt

Deb Naffel

Kids with basic sewing machine skills learn to make a quick and simple lap quilt using a favorite border print and coordinates. A wide variety of kits are available: flannel, nursery rhymes, pretty flowers, castles, animals, Dr. Seuss and more. Machine required, or sign up for free use of a classroom machine.

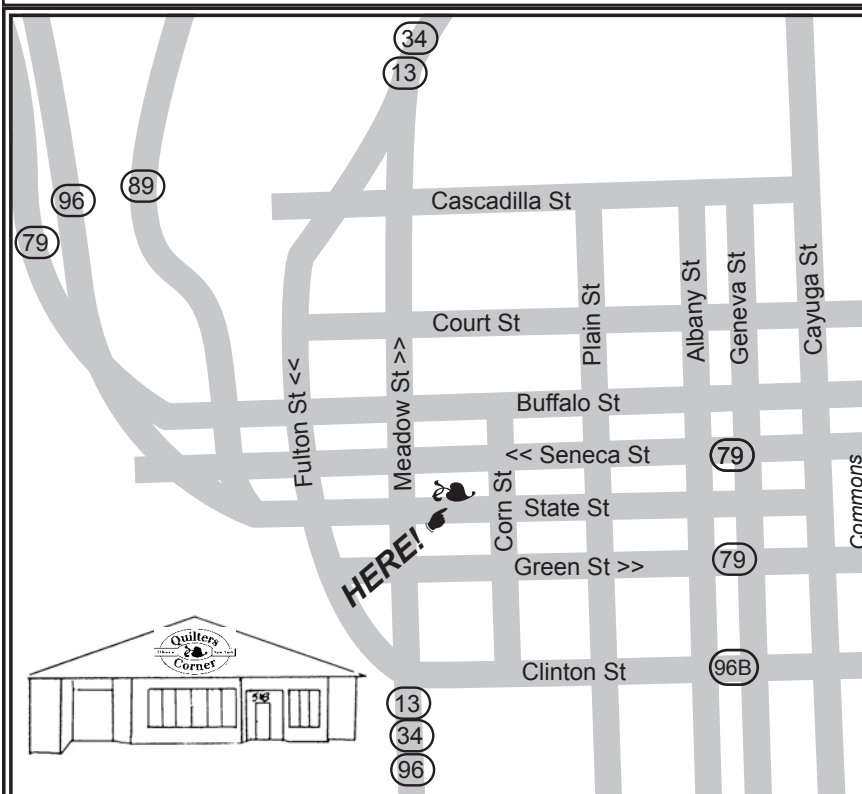
Wed.-Fri., Aug. 29, 30, 31, 1-4 PM \$59



518 W State St
Ithaca, NY 14850
M-F 10-6, Sat 10-5, Sun 1-4
607•266•0850
www.e-quilterscorner.com

PRSRT STD
U.S. POSTAGE
PAID
ITHACA, NY
PERMIT NO. 780

We are in downtown Ithaca, at 518 W State (Martin Luther King Jr.) St, 1/2 block east of Rte 13 and 4 1/2 blocks west of the Ithaca Commons.



You'll find free parking in our lot in back of our store.

We'll be closed

Easter Sunday, April 8
Memorial Day, May 28

You're invited to a Picnic!

Here comes **SUMMER!**

Plan to join us on Saturday,
June 9, from 11-2pm

We will grill the
hot dogs (and tofu
pups), you bring
a side-dish or
dessert to pass!



Plan to spend a
little time with us
visiting our demo stations
where you will learn a few techniques
to create a variety of useful
accessories for your next picnic.
See our picnic table tablecloth made
from our laminated fabric and cotton
fabrics. We will also have samples
of a casserole tote, fun and frivolous
napkins, laminated picnic totes,
and oven mitts on the menu for our
picnic. You'll be picnicking in style this
summer.

We will have free patterns for you and
on-going demonstrations during our
picnic.

Please **RSVP** so we know how many
hot dogs to cook. 607-266-0850 or
quilters@e-quilterscorner.com