

518 W State (Martin Luther King Jr.) St
607•266•0850

www.e-quilterscorner.com
quilters@e-quilterscorner.com

QUILTERS CORNER HIGHLIGHTS

Blocks of the Month (p 2)

The latest cool stuff (pp 2-7)

Classes! You can see class samples and sign up on our website. (pp 8-15)

CNY Shop Hop September 20-22 (p 6)

Icon Experience With Karen Charles October 24 (p 7)

Pressing Matters! Demo Day Saturday, October 27 (p 7)

Santa's Sewing School Friday, November 16 or Saturday, November 17 (p 6)

Food Drive November 23-26 (p 6)

12 Days of Discounts (p 16)

Lecture by Alex Veronelli **INSIDE AURIFIL AURIFIL INSIDE**

**Sunday, September 16th
Noon - 1:30PM**

or 2:30 - 4PM

- Find out what's new at Aurifil
- Learn about thread weights, tips on the best uses for each weight, and care instructions
- Enjoy an inspiring collection of artworks by popular designers
- Gifts & Giveaways

Call (607)266-0850 to save your spot – \$10



New at Quilters Corner: Aurifil 28 weight thread

28 wt thread is thicker than the 50wt and because of that, it can be used in a variety of situations where the thinner thread is not ideal.

The thickness is comparable to King Tut, Presencia 40wt, and Mettler 40wt. It is perfect for hand piecing, machine embroidery, and if you use a double strand it works well for big stitch quilting, cross stitch projects and wool applique. But free-motion machine quilting and machine appliqué is where the 28wt really shines! Whether on a longarm or a domestic machine, using the 28wt thread allows the thread to take center stage. The 28wt thread is heavy enough to make a significant visual impact on a quilt top but fine enough to allow you to backtrack stitches as necessary. Like all Aurifil threads, it's very strong and produces minimal lint. We stock 126 glorious colors of this thread.

TIPS FOR USING AURIFIL 28WT

- Use a slightly larger needle (90/14 topstitch, denim, or quilting for example)
- Make your stitch length a little bit longer (more of the gorgeous thread to see!)
- You can use 50wt in the bobbin, or 28wt if you prefer. It's really personal preference here so we recommend that you try different methods to see what works for you! Adjust bobbin tension if necessary.

BLOCKS OF THE MONTH

BEL CANTO

STARTS IN OCTOBER



Bel Canto is our new Block of the Month from Cozy Quilt using 2-1/2" strips and yardage from Timeless Treasures batiks. Bel Canto is Italian for "beautiful song," and that's what your sewing machine will sing as you make this gorgeous 110" x 110" quilt. Even though the quilt is enormous, it is cleverly designed so that most of the piecing involves smaller sub-units. During this seven month program, you will receive the patterns and fabrics needed to complete the quilt top; borders and binding are included. The first six patterns are special as they serve double duty. Each includes a bonus stand-alone strip quilt pattern in multiple sizes perfect for any strip bundle, as well as the next step to complete Bel Canto. The seventh pattern shows you how to turn your blocks into a stunning quilt. You will actually have patterns for seven quilts by the end of the program. The monthly fee is \$47.99 which includes all your patterns, strip sets, and yardage to make your quilt top. This program begins in October.



*Bel Canto month 1
bonus pattern quilt*

NORTH STARS

STARTS IN OCTOBER



Elizabeth Hartman has done it again! We love her pieced animal quilts and her newest, **North Stars**, featuring nine Arctic animals, is simply adorable. This versatile pattern gives instructions for 80" x 80" and 54" x 54" quilts, and a 24" pillow. The pattern is in the shop now and we are in the process of creating the sample that will be like Elizabeth's original, but we have punched up the color to add a little Quilters Corner spark. You can follow our progress on Facebook and Instagram! Kits are \$23/month for 10 months and include everything to make the 80" x 80" top plus the binding. The pattern, \$28, is sold separately. Sign up today – kits are limited!



*Sheila made the 24" otter pillow
from North Stars.*

We have made several new samples from the book, **Mini Wonderful Curves**. Included in the book are sixteen small projects using the Mini Quick Curve Ruler, from table runners to wall hangings that evoke the seasons and the holidays. The one size curve block is the basis of each of the quilts that look complex but are amazingly simple. How-to instructions and illustrations thoroughly explain the process from cutting and piecing to squaring up the blocks to pressing curved seams. We are happy to demonstrate the technique in the shop – just ask.

Soak Up the Sun

(56"x56") features golden sunflowers with warm creams, browns and greens. **Sea Glass** (28"x35") is a wall hanging or baby quilt that we made in gorgeous blues but would be lovely in many colors. We have kits available for both quilts. In addition, we made a **Giving Tree** for Christmas and **Freedom's Flag**, a wall hanging perfect for Memorial Day, Flag Day and of course, July 4th. What new Quick Curve Ruler quilts will we make next??? We love them and hope you do too. Sheila will be teaching a class on using the Quick Curve



Soak Up the Sun




Sea Glass



Freedom's Flag




Giving Tree



We have put together a new kit using Jo Morton's Gratitude pattern, creating our own color scheme of soft greys, blues and warm reds. The kit includes the pattern, and the fabric for the quilt top and binding.

The Penguin Party

pattern can be used to make quilts and pillows with adorable patchwork penguin blocks. The blocks are made using conventional patchwork techniques. No templates or paper piecing! Instructions are included for a 60" x 66" lap quilt, 50" x 50" child's quilt, and a 20" x 20" pillow. We will have a kit available for a flannel version of the lap quilt.




All it takes to make a **Jelly Roll Rug** is a jelly roll (a pack of 2-1/2" strips) and strips of cotton batting. It's lots of fun and super customizable. Patterns for both oval and rectangular rugs, jelly rolls and precut strips of 100% cotton batting are available. Look for Kristin's class on Sunday, December 9; beginners welcome.





Bargello quilts are inspired by a type of straight stitch embroidery found in the Bargello Palace in Florence, Italy. Deceptively complex looking, bargello quilts are easy enough for beginners, and easier still using pre-cut strips of 2-½" wide fabric. Karin Hellaby's newest book, **Jelly Roll Bargello Quilts**, explains the process clearly with easy-to-follow instructions, visual diagrams, and step-by-step photography. The book includes 14 small projects such as table runners, pillows, wall hangings and lap quilts.



Star Bright features three quilt designs in one pattern with a starry theme. The patterns are written especially for flannel which makes the finished quilt sooooo soft and cozy. This quilt would be a wonderful gift but you might not be able to

give it away! Our sample is the large star pattern and is 82" square. Kit available.

In **Those Trees**, a tidy row of star topped trees runs through an open white field, leaving lots of space for quilting. This modern lap size quilt will keep you cozy all winter.



Have you noticed how many knit fabrics we have available at Quilters Corner? Now we have a great book to help you learn how to sew knits into clothing. **Sewing Knits from Fit to Finish** gives you the instruction you need to sew soft knit fabrics using professional techniques. This comprehensive reference book from expert Linda Lee includes methods for both conventional sewing machines and sergers, and it includes precise construction notes and how-to photos along the way.

Imagine an updated wardrobe that you have total control over. **Sewing Knits from Fit to Finish** makes that dream a very possible reality. Not only that, the book reveals a few shortcuts and troubleshooting tips to ensure a stress-free sewing process. So jump on the bandwagon! Once you learn how to sew knit-fabric clothing, you'll wonder why you ever bought it.



The **Elm Street Bag** is a perfect crossover bag for your everyday life. Wonderful in cork, canvas or quilting cotton, it features an inside zip pocket and an outside back pocket that is perfect for your phone. A companion hardware kit is available.

The **Cork Crossbody Bag** has a back pocket and zippered top and is written specifically for cork fabric. Instructions are included for three sizes. Sewing with cork is a dream and we have lovely colors and patterns from which to choose. Susan is teaching a class on this bag on Monday, October 31.



The **Corky Wallet** is a fast and easy way to discover the wonderful world of sewing with cork fabric. The finished size is 5" x 3-½".

Clam Up zippered pouches are handy for storing and carrying makeup, sewing supplies, tech gear and all your treasures. Five sizes are included with complete instructions for double slide zippers, handy grab tabs that make the bags easy to open wide and side panels that prevent all your goodies from falling out. We have a nice selection of double slide zippers (the double slide lets you open your bag from either end) from By Annie that feature extra wide tape to make insertion a snap. Extra zipper pulls in fun colors are also available.



Warm up your home this holiday season and spread the cheer with the darling **Scandi Christmas Tree Skirt** that might be the easiest tree skirt you will ever make! It measures approximately 47" in diameter. The pattern has detailed, clear color photo instructions. A variety of kits are available, or let us help you choose fabrics to create the look you want.




YES, WE DO MAIL ORDER!
www.e-quilterscorner.com
 607-266-0850

2018 CENTRAL NEW YORK SHOP HOP

September 20-22

Cruisin' Into Fall!



Ports of Call include:

- **Cancun - Quilters Corner**, Ithaca
- **England - Ivy Thimble Quilt & Gift Shop**, Victor
- **Hawaii - A Kaleidoscope of Quilts**, Little York
- **Key West - Patchwork Plus**, Marcellus
- **Alaska - Quilty Pleasures**, Geneva
- **Ireland - Lucky Frog Fabrics**, Weedsport

3 travel days with extended hours at all shops

Over \$2000 of fabulous prizes!

You will receive a mug rug pattern and kit at each shop. Put your margarita or hot chocolate on our happy little cactus mug rug.



Passports are \$5 and available at all participating shops. Proceeds will benefit local food banks.

Santa's Sewing School Friday, November 16 or Saturday, November 17, 9-4



You won't want to miss this wonderful one day mini retreat. Previous participants tell us it is one of their favorite days of the year at Quilters Corner. Plan on being pampered while you sew and craft several projects perfect for yourself or gift giving. All kits and materials are included in the fee. And there's food!!! Enjoy wonderful snacks, lunch and goodies! Special gifts and prizes for each attendee. Bring a friend or come solo, either way you will make new friends, sew, sew, eat, eat, eat, and have sew much fun! The best part is leaving with several FINISHED projects/gifts.

Stop by the shop to see samples you will be making at our 2018 Santa Sewing School. Choose your day, Friday, November 16, OR Saturday, November 17, 9-4. Sign up on line, call the shop or stop in. The fee for your one day mini retreat is \$90. Don't wait, space is limited.



Help Stock our local Food Pantry

Bring in a donation for the local food pantry Friday, November 23—Monday, November 26. As a thank you, we'll give you a **special Wild Card coupon** you can use any day in 2019. Nonperishable food items, toiletries, cleaning supplies, pet food, and cash are all welcome. We will be emailing over forty more coupons throughout 2019. You will be able to print them out or show them on your phone. If you aren't already on our email list, email us at quilters@e-quilterscorner.com and ask to be added.

NEW FROM BABY LOCK

SOLARIS



Put your projects in an entirely new light with the Baby Lock Solaris. With the revolutionary new IQ Visionary™ Technology, you'll see how your design looks before you stitch it out! Solaris' built-in projector displays your stitches and embroidery patterns on fabric in vibrant full color for perfect placement every time.




ACCLAIM

Your serging is about to receive a new level of critical Acclaim! The Baby Lock Acclaim features RevolutionAir™ Threading that threads the loopers with just the touch of a button and then threads the needles

with the touch of another. You'll also serge tension-free with the Automatic Thread Delivery™ System (ATD) and the exclusive Wave Stitch will expand your creative options even further — making every one of your creations stand out like no other.



Pressing Matters!



Demo Day Saturday, October 27

We will be demonstrating the use of pressing mats, portable ironing boards, large and small irons and various pressing tools. We will share specific tips and techniques relevant to quilting and garment sewing. We will address questions about seams, iron heat settings, appliqué pressing sheets, what is a ham and many more! We'll show you a complete line up of our favorite products, tried by us at Quilters Corner. Demonstrations begin promptly at 10:30am and will be ongoing through 2:30pm. Refreshments and door prizes!

RSVP appreciated, quilters@e-quilterscorner.com or (607)266-0850

ICON EXPERIENCE

with

Karen Charles

Wednesday, October 24, 9:30-4
Have you ever wondered what it's like to sew on a top-of-the-line machine? Come find out!

Join us for our special event. You will make a folding accessory holder as we explore innovative new ways to quilt, embroider and sew with Pfaff sewing and embroidery machines and experience the Pfaff Creative Icon. Karen is also bringing a fabulous trunk show that will spark your creativity. There is something for everyone



to learn and enjoy. Machines will be provided for use during the event. Special pricing and additional incentives will be available, as well as financing. Be sure to contact us about your trade-in. Project kits and lunch are included in the \$75 fee.

Karen Charles comes to us from the Pfaff team of educational consultants. She has 25 years of experience in the arts of quilting, embroidery, sewing, heirloom and crafting. Her students, whether novice or experienced sewers, always learn new and unique methods to achieve beautiful results. Her exciting quilting and embroidery projects have been published in Quilter's Newsletter, Craft Ideas and Designs in Machine Embroidery magazines.



Experience sophisticated technology, superior results and ultimate design freedom – down to the smallest detail.

PFAFF
Perfection starts here.™

\$500
MAIL-IN REBATE

performance icon™

\$200
MAIL-IN REBATE

performance™ 5.2

September 1-30, 2018

Quilters Corner Classes Fall 2018

Come in and look at the teachers' samples in our classroom or view them on our website. You can stop by the shop to register, pick up the phone, 607-266-0850, or see classes online at www.e-quilterscorner.com. We hope to see you soon!

Key: ♥ = great for beginners ☀ = daytime class

Getting Started

♥ Sewing School 101

Linda VanNederynen

Join the fun - step into the world of sewing. You will gain useful sewing skills and learn techniques as you make several projects. Fabric choices for clothing, home décor, quilting, and crafting projects will be covered. Learn to select the proper tools and supplies for your sewing projects. Projects include: Carry All Clutch, Table Runner/Topper, Apron, Pillow with Zipper, and Lined Drawstring Bag. Sewing machine and book required.



Tues. Sept. 18, 25, Oct. 9 and 16, 6-9 PM \$90

♥☀ Learn to Quilt

Cyndi Slothower

This class will take you through the basics of making a quilt: rotary cutting squares and triangles, creating a variety of blocks, then playing with layouts and sewing a top for a small quilt. Finally, we will baste, machine quilt, and bind. All sewing can be done in class.



Machine required, but you may use ours!

Mon. Sept. 17, 24, Oct. 1, 15, 22, 29 and Nov. 12, Choose 9:30 AM-12:30 PM or 5:30-8:30 PM \$158

♥☀ Borders and Binding Basics

Sheila Meehan

Finish quilts with great-looking borders and bindings. Learn to frame your quilts with borders that do not get "wavy". Sheila will teach you to make bias and straight grain bindings, mitered and curved corners. Binding by hand and with a machine will be covered. Machine required.



Fri. Nov. 2, 1-4 PM \$23

♥ Basting Cyndi Slothower

Do you have a quilt top finished that you need to baste or sandwich in preparation for quilting? Many hands make light work! Learn to baste in a frame, one top each, and more if there is time.



Thurs. Oct. 18, 5:30-8:30 PM

\$23

♥☀ Intro to Machine Appliqué Kristin Thompson

We will cover machine basics, how to choose the right threads, needles, fusible webs, and stabilizers. Practice satin stitch, buttonhole stitch, and more.



Start with easy exercises and then begin a small quilt or wall hanging that uses your new skills.

Machine with zigzag stitch required.

Sat. Sept. 29, 10 AM-2 PM

\$30

♥☀ Color Confidence Kaye Tea

Learn about color and fabric "personality"! Kaye will broaden your color experience and stretch your imagination. You will learn about value and how to create beautiful color combinations for quilts.

Sun. Oct. 14, 1-3:30 PM

\$19

♥☀ Studio with Cyndi Cyndi Slothower

Do you want to finish a project begun in one of Cyndi's classes? Gather it up and come on in! Cyndi will help you. DONE IS GOOD!

Mon. Nov. 19, 9:30 AM-12:30 PM OR 5:30-8:30 PM

\$23



**Use a classroom machine for FREE!
Reserve one when you sign up for class.**

Advancing Skills

Machine Quilting

♥☀ **Stitcher's Garden**

Kristin Thompson

Create a beautiful quilt and learn more about your sewing machine and many different presser feet.

Try many decorative stitches with guided instruction and hands-on practice. Each month explore new techniques like pin tucking, machine appliqué, couching, sewing on a button by machine, and candlewicking. Open to all makes and models of sewing machines. Each class stands alone.

\$30/session
Sun. Sept. 23, Oct. 28 and Nov. 25, 12-4 PM



☀ **Stars Circling**

Sherry Haefele

This design, based on nine patch blocks, creates the illusion of curves while only sewing straight lines. You'll learn to paper piece the pointy triangle blocks, which helps with accuracy. A handout to color before

class will help you play with design possibilities and choose the right fabrics to bring to class. Advanced beginners welcome. Sherry's original pattern and machine required.

Wed. Oct. 3 and 17, 1-3:30 PM \$38



Make Your Own Class

♥☀ **Make Your Own Class**

Cyndi Slothower

Are you stuck on a quilting or sewing project? Dedicate some time to sew with other like-minded folks. Bring whatever you wish to work on, and Cyndi will assist.

Sun. Oct. 21, 12-5 PM OR

Fri. Dec. 7, 12:30-5:30 PM \$38



E.A.T. Group (Exploring Advanced Techniques) meets monthly to share machine techniques. If you enjoy researching and trying new things with fabric and would like to share your work in progress and creative techniques, please come.

Membership is free.

Please call Sherry to register
at 607-592-5235.

Meets the third Monday of every month
at Quilters Corner from 1-3 PM.

Quilters Corner is committed to helping you learn to quilt your own quilts with your home machine! These classes will provide experience and confidence so you can give your tops the finish they deserve.


♥☀ **Getting Started with Westalee Rulers**

Linda VanNederyn

Linda will teach you to properly attach the free-motion ruler foot to your machine, then you'll learn to move the fabric while the foot hugs the edge of the ruler. You'll practice using several different rulers. With Linda's helpful tips and encouragement, you will soon be creating beautiful designs! Machine, foot, and rulers required.

Thurs. Oct. 25, 1-4 PM OR
Thurs. Dec. 6, 1:30-4:30 PM

\$23



♥☀ **Intro to Machine Quilting**

Cyndi Slothower

So many quilt tops, so little time! Learn the basics of machine quilting, first with a walking foot and then free motion. You will learn some simple designs that are beginner-friendly so you can finish your quilts with confidence. Machine required.

Mon. Nov. 26, 12-5 PM

\$38



♥☀ **Let's Quilt It!**

Karen Miller

Join Karen Miller of Redbird Quilt Co. and get a little quilty playtime with various weights of Aurifil thread. Use the variety of weights in Karen's Subtle Sampler collection or purchase 50wt and 28wt

Aurifil threads in the shop. Have different weights at home? Bring those too. Karen will show you how to use thread weight to your advantage. Walking foot, decorative stitches, free motion -- they can all highlight your beautiful projects when applied with the right weight of thread. Machine required, extension table recommended.

Mon. Dec. 3, 2-6 PM

\$30



Hand Work

♥ Intro to English Paper Piecing: Hexagons Linda VanNederynen


Learn the basics of English Paper Piecing and the delight and Zen of hand work. We will explore the many possibilities of using hexies: classic, modern, and trendy. You will create a flower hexie to turn into a trivet, expand into a placemat, or a larger piece. A perfect portable project.
Wed. Sept. 26, 6-9 PM



\$23

♥ Big Stitch Quilting and Hemstitch Binding Cyndi Slothower

Learn a quick and easy hand quilting stitch, then a hand embroidery stitch that will make binding your quilts lots of fun. Stitch on your own quilt in progress or make a small wall hanging in class.



\$15

♥☀ Intro to Hand Appliqué Kristin Thompson

Hand appliqué is wonderful to see, a pleasure to do, and it's portable! Learn the techniques for invisible needleturn appliqué and the tricks for mastering all the basic shapes. Kristin will have you hooked.
Thurs. Dec. 6 and 13, 10 AM-1 PM



\$45

♥☀ Intro to Hand Embroidery Pat Miller

Join Pat for an afternoon learning some basic hand embroidery stitches. You will make a sweet and useful needle book. It's such fun and so portable!
Sun. Nov. 11, 12:30-3:30 PM

\$23



Open Sewing at Quilters Corner!

Most Tuesdays and Wednesdays from 12-4 PM. Work on your project in our beautiful classroom. Make new friends! Machines and irons are ready. Call to reserve a table. Only \$5 per session! Additional times may be available during shop hours – call to find out. 607-266-0850



Serger Fun

♥☀ Absolutely Beginning Class for Sergers Nancy Crouch

This class is for anyone who has a serger and needs help from the very beginning: basic threading, inserting needles, adjusting tension. Class size is kept small. Serger required.

Thurs. Sept. 6, 9:30 AM-12:30 PM
OR Thurs. Sept. 6, 1:30-4:30 PM OR
Fri. Dec. 14, 1:30 -4:30 PM

\$25



♥☀ Make Friends With Your 4-Thread Serger Nancy Crouch

Increase your four-thread serging skills: more threading, changing needles, stitch length and width, turning inside and outside corners, making circles, even a casing. Serger required.
Thurs. Nov. 1, 1:30-4:30 PM

\$23

♥☀ More Serger Techniques Nancy Crouch

Learn rolled hems, flatlock, faux blanket stitch and more. 3 or 4 thread serger required.
Thurs. Nov. 8, 1:30-4:30 PM

\$23

♥☀ Gifts to Make on Your Serger Nancy Crouch

Make some gifts, start to finish, all on your serger! It's amazing how much you learn about your machine while making a project. Basic serging skills required. Bring your serger or use one of ours.



Flannel Slippers and Pillowcase

Thurs. Nov. 1, 9:30 AM-12:30 PM

\$23

Pajama Pants and Tote

Thurs. Nov. 15, 1:30 AM-4:30 PM

\$23

Knit Travel Scarf

Fri. Dec. 14, 9:30 AM-12:30 PM

\$23

♥☀ T-shirt

Nancy Crouch

Learn a lot about sewing with knits, and make a t-shirt in adult or children's size. Nancy is a serger queen, and she will guide you to success. Pattern and serger required.

Sat. Oct. 13, 10 AM-4 PM

\$45

Gifts & Fun Things

♥☀ Fabric Greeting Cards

Sally Sumner

Looking for a quick project that uses your scraps? This class is for you!

Greeting cards are fun, creative, and a great way to

explore new stitches and techniques. Machine required. Supply fee of \$5 payable to the instructor in class.

Sat. Sept. 15, 9:30 AM-12:30 PM

\$23



♥☀ Tuffet Workshop

Kristin Thompson

Everyone needs a tuffet, a one-of-a-kind piece of upholstered furniture for your own home or for a great gift. In this two-session workshop, you will sew a tuffet cover and build the upholstered foundation. There will be some sewing required between sessions. Basic sewing skills, pattern, tuffet upholstery kit, and sewing machine required.

Sun. Sept. 30, 9:30 AM-4:30 PM and

Sat. Oct. 6, 9:30 AM-1 PM

\$79



♥☀ Tuffet Studio

Kristin Thompson

Do you want to make a second tuffet but don't remember all the steps?

Bring what you have completed, and Kristin will help you with the little details and assembly.

Mon. Dec. 3, 10 AM-1 PM

\$23




♥☀ Fast Fold Hexies

Cyndi Slothower

Here's a quick, fun way to make ornaments, coasters, a table topper, or even a quilt. You can use your batting scraps to make these quilt-as-you-go hexagons. They can be

made by hand or machine. Book required.

Wed. Oct. 17, 9-11 AM



\$15

♥☀ Star Table Runner

Sherry Haefele

Rotary cutting and strip piecing let you assemble this table runner in no time.

The border triangles are a great place to use a striking large scale fabric.

Sherry's original pattern and sewing machine required.

Wed. Oct. 31, 1-5 PM

\$30




♥☀ Mad About Mesh

Sally Sumner

Easy-to-make bags feature mesh fabric. Sort, protect, and organize with these breathable, washable see-through bags. They make great gifts. All skill levels welcome. Pattern and machine required.

Sat. Nov. 10, 10 AM-12:30 PM



\$19

♥☀ Jelly Roll Rug

Kristin Thompson

All it takes to make this fun area rug is a jelly roll (set of 42, 2 1/2" strips) and strips of cotton batting. It's lots of fun and super customizable. One jelly roll makes a rug approximately 30" x 44". Beginners are welcome. Pattern and machine required.

Sun. Dec. 9, 10 AM-3 PM

\$38



Ithaca Modern Quilt Guild

Meetings are the first Sunday of every month from 1 to 3 PM at Quilters Corner. All are welcome. Bring show and tell!

Sign up for a class online!

www.e-quilterscorner.com

New Owner Classes

♥☀ PFAFF and Baby Lock Sewing Machine New Owner Classes

We are committed to helping you learn the features of your new computerized sewing machine. Second helpings are welcome and cheerfully served. Each session is FREE w/ machine purchase from QC or \$125. If you do not see your model listed, please call for an appointment.

Baby Lock Sergers, All Self-Threading - Edith

A. Basic Operation, Learning Icons, Basic Feet

Thurs. Sept. 13, 1:30-4:30 PM

Triumph, Ovation, Evolution, and Enlighten also take:

B. Specialty Feet and Special Techniques

Thurs. Oct. 18, 1:30-4:30 PM

Baby Lock Unity, Aventura (A and B) - Pat

A. Basic Operation, Learning Icons, Basic Feet

Wed. Oct. 3, 9 AM-12 PM

B. Embroidery

Wed. Oct. 10, 9 AM-12 PM

PFAFF Ambition and Expression - Cyndi

Thurs. Oct. 25, 5-9 PM OR

Sun. Dec. 16, 12-4 PM

PFAFF Performance and Creative - Edith

A. Basic Operation, Learning Buttons, Basic Feet

Mon. Oct. 8, 1-4 PM

B. Special Techniques

Mon. Oct. 29, 1:30-4:30 PM

C. Embroidery and Precise Positioning

Mon. Nov. 12, 1-4 PM

PFAFF Performance Icon - Linda

Wed. Sept. 19 and 26, 9-11 AM

PFAFF Creative Icon - Linda

Tues. Oct. 9, 16 and 23, 9-11 AM



Software

♥☀ Premier Plus 2 New Owners Training - Linda

Learn to configure and set up your new software and build skills with basic functions. You'll learn to use components such as Lettering, Encore, Photostitch, Wordsculpt, and Crosstitcher. Free with software purchase from Quilters Corner, or \$125.

Wed. Oct. 17, 31, Nov. 7 and 14, 9-11 AM

☀ Software Club

Merrie Wilent

Anyone with Premier Plus or Premier Plus 2 is welcome to join anytime for software continuing education. You'll explore many techniques and modules in our Software Club. Bring laptops, power cord, and dongle only.

\$19 per session.

Learn to add **Cutwork** lines to a filigree super design.

Fri. Sept. 7, 2-4:30 PM



Use the **Cross Stitch** module to create letters and a border, and edit the design.

Fri. Oct. 5, 2-4:30 PM

Split Letter Appliqué

Learn some nifty tricks to split a large letter and turn it into an appliqué in the Create module.

Fri. Nov. 9, 2-4:30 PM



Machine Owner's Clubs

☀ Top of the Line machine owners can join Linda to expand your knowledge and skills regarding the endless features of your amazing machine. Projects and techniques will be covered.

\$23/session

Baby Lock Destiny Club

Thurs. Nov. 8, 9 AM-12 PM

PFAFF Icon Club

Thurs. Nov. 15, 9 AM-12 PM

Wearables

♥☀ Garment Studio with Hilary Hilary Gifford



Explore garment making techniques and art to wear with a local expert! Bring a garment pattern that you'd like to



make and explore your options with Hilary. She can advise you on fit and styling, fabric choices, alterations and modifications. Explore design techniques and creative approaches. Every experience level is welcome. Machine required.

Wed. Sept. 19, 1-3 PM OR

Wed. Nov. 28, 1-3 PM

\$15/ session

CLASS POLICIES

- *Payment must accompany class registration.*
- *You may withdraw from a class and receive a full refund up to one week before the class begins. After that time, no refunds will be issued.*
- *We'll notify you and give a refund if we cancel a class.*
- *Be considerate of your teacher and other class members; please leave children and guests at home.*
- *We encourage you to make sure the class has the minimum enrollment before you purchase supplies.*
- *Sewing machines are available and free for class use; be sure to reserve one when you register.*
- *Remember to request your 10% discount when buying supplies for Quilters Corner classes.*
- *Please purchase supplies before class begins so you don't miss anything!*
- *If your class will be held outside of store hours, please use the back door near the parking lot. If it is locked, use the doorbell.*

EPP Club



♥ We invite you to attend this group and share in learning the diverse designs, styles, and techniques which English Paper Piecing offers. There is no charge to participate. At each gathering, Linda and Kristin will share with you what is trending in the world of "EPP" : the latest tools and gadgets available as well as techniques in basting, sewing, layout and design. Share your tips and findings, and bring your project. If you are new to EPP, please come and see what it is all about. (Also consider the class Intro to English Paper Piecing: Hexagons listed under Hand Work) Wednesdays, 6-8 PM
Sept. 19, Oct. 17, Nov. 14, and Dec. 12

Honoring Ruth White



Ruth lost a complicated nine year battle with cancer in August, and Quilters Corner lost a friend and an amazing teacher. Many of you were fortunate to have taken classes from her and you know how generous she was with her tremendous

knowledge and skill. We are pleased that she asked us to continue to offer her patterns to the quilting world. We will miss her greatly and will keep her legacy alive.

Sew Many Quilts!

♥☀ Improvisational Piecing Cyndi Slothower

Use up some of those scraps, bust your stress and remember what it's like to play! Bring a theme fabric and lots of scraps or fat quarters and Cyndi will help you loosen up. You'll leave with many blocks finished and a concept for the completion of your one-of-a-kind improv quilt. Machine required.

Mon. Sept. 10, 1-5 PM

\$30



♥☀ Four Patch Posies Cyndi Slothower

Make a gorgeous quilt using only one print for all the blocks! You'll carefully line up repeats in the print, cut through four layers, choose your favorite kaleidoscope and sew. Pattern and machine required.

Fri. Sept. 14, 10:30 AM-4:30 PM

\$45



♥☀ Fabric Collage Quilt Valerie Leftwich

A giraffe, an elephant, an owl, a fox! Choose a fabric collage quilt pattern from Laura Heine, and Valerie will help you bring it to life! This is easy enough for a beginner and so much fun! Pattern required.

Thurs. Oct. 4, 10 AM-4 PM OR
Sat. Dec. 8, 10 AM-4 PM

\$45



♥☀ Christmas Star Sjoukje Schipstra

This easy-to-make lap quilt makes a great gift - if you can part with it! The large squares showcase special fabrics. The stars are created using the diagonal seam method and are continued into the border. Try it in patriotic colors, novelty prints or big, splashy florals. Machine required.

Wed. Oct. 10, 10 AM-4 PM

\$45



☀ Strip Pieced Mariner's Compass Cyndi Slothower

Make a Mariner's Compass without paper piecing! Cyndi will guide you to create your own 18" Mariner's Compass block using Robin Ruth Design's very clever Fat Robin ruler. Cyndi made a pillow with her block, but you can carry on and make a whole quilt! Ruler and machine required.

Fri. Oct. 19, 12-4 PM

\$30



♥☀ One Block Wonder Valerie Leftwich

Choose one great fabric and one block shape and make a one-of-a-kind quilt. No fussy cutting and no set-in seams. Book and machine required.

Sat. Oct. 20, 10 AM-4 PM

\$45



♥☀ The 1600 Quilt Pat Miller

Choose a scrumptious pack of pre-cut 2 1/2" strips, grab your sewing machine, and get set to sew! End to end, the strips measure 1600 inches long; before you know it, you will have a lap sized quilt top. Pat will give you many ideas for variations. Machine required.

Fri. Nov. 9, 9:30 AM-1:30 PM

\$30




♥☀ Jelly Beans Sjoukje Schipstra

Use your favorite jelly roll or raid your stash for this fun and easy strip piecing project with a twist. Just like eating jelly beans, you won't want to stop making these blocks! Pattern and machine required.

Sat. Nov. 3, 10 AM-4 PM

\$45



♥☀ Quick Curve Ruler Sheila Meehan

Sew curves quickly and easily, even if curved piecing is new to you. Choose a pattern and fabric using the Quick Curve Ruler or the Mini QCR, and Sheila will show you how! Suitable for advanced beginners with rotary cutting skills. Ruler and machine required.

Wed. Dec. 5, 1-4:30 PM

\$27



♥☀ Studio with Valerie Valerie Leftwich

Whether you have a One Block Wonder quilt in progress or need help with a fabric collage quilt, Valerie will help you finish your project.

Sun. Sept. 9, 12-4 PM

\$30




Diamonds Cyndi Slothower

Learn to cut 60° diamonds, sew them in diagonal rows and add side and corner triangles. You will make a lap or baby quilt. Machine required.

Thurs. Nov. 29, 5-9 PM

\$30



Hold Everything!

Machine Embroidery


♥☀ **Boxed Bottom Cork Bag**

Linda VanNederynen

Cork is natural, versatile, renewable, washable, durable, pliable and anti-microbial. It's the new leather! Quilters Corner has a wonderful selection of cork in many colors and sizes. Join Linda as you combine cork with your favorite fabric to create this versatile and useful bag. Learn to "box" the bottom of this bag with cork, put in a lining and insert a zipper. Enjoy learning this technique to create a variety of bag sizes in this style. Machine required.

Thurs. Sept. 27, 1-4 PM OR
Thurs. Dec. 13, 1:30-4:30 PM

\$27



♥☀ **Cork Crossbody Bag**

Susan Titchen

This little bag carries all your essentials. It is beginner friendly and a great introduction to sewing with cork fabric. The Cork Crossbody is also quick to sew, so it's the perfect project for yourself or to make as a gift. With the wide variety of cork available you can create many looks with one simple pattern. Pattern and machine required.

Mon. Oct. 31, 1:30-5 PM

\$27



♥☀ **Waxed Canvas Tote**

Linda Van Nederynen

Waxed canvas or waxed fabric has the look of leather with imperfections, but it is much easier to sew. In two sessions you will learn to wax your own cotton canvas fabric and then sew it into a rugged, durable, water resistant, everyday tote. Learning this technique will lead to many new sewing options. Everyday Essentials booklet by Anna Graham/Noodlehead required. Waxing materials fee \$10. Machine required

Fri. Nov. 30 and Dec. 7, 9 AM-12 PM

\$45



♥☀ **Machine Embroidery Workshop**

We are so excited to expand our monthly "Anita Goodesign Workshop" to include wonderfully digitized projects from a variety of embroidery design companies. While we still love working with Anita Goodesign, we will now include designs and projects from Sweet Pea, Pickle Pie, Urban Threads, Kimberbell, Susan O' Very and more!

Join us each month to create and stitch beautiful embroidery designs. All levels of embroiderers encouraged. The hands-on embroidery classes will take you from beginner to expert as you learn fabric choices, thread choices, hooping, stabilizers, and techniques. Embroidery machine required - all makes and models are invited. If you don't have an embroidery machine, you are welcome to use one of ours.

Monthly design CD and kit purchase required, payable at registration.

Class fee \$23 per session

September:

**Thursday 27th, 9 AM-12 PM
OR Friday 28th, 1-4 PM**

October:

**Thursday 25th, 9 AM-12 PM
OR Friday 26th, 1-4 PM**

November:

**Thursday 29th, 9 AM-12 PM
OR Friday 30th, 1-4 PM**



♥☀ **Embroidery Class - Dog in the Hoop**

Merrie Wilent
Stitch a cute dog with floppy ears using your embroidery machine. The ears are first stitched manually, then added to the in-the-hoop project. The embroidery design includes optional steps to turn the dog into a potholder. Come with your fabric pieces cut and ready to embroider.

Embroidery machine required. Some shop machines may be available for use - please inquire. Requires a minimum embroidery hoop size of 200mm x 200mm (8" x 8"). Pfaff, Viking, Babylock, Brother, Janome and Singer embroidery machine formats are available. \$5 design fee payable to the teacher.

Fri. Oct. 12, 2-5 PM

\$23





518 W State St
Ithaca, NY 14850
M-F 10-6, Sat 10-5, Sun 12-4
607•266•0850
www.e-quilterscorner.com



Don't miss out on the latest QC news and tips! Email quilters@e-quilterscorner.com and ask us to add you to our weekly email list. We'll never rent or sell your address.

Coming in December

Let us help stuff your stocking. This December during our **12 Days of Discounts**, we'll be offering special savings on twelve gifts chosen especially for quilters and sewers. Each day's special will be announced by email; be sure you're on our email list so you don't miss out! Just email us at quilters@e-quilterscorner.com and ask to be added to our email list.

We'll Be Closed

- Thanksgiving, November 21 & 22
- Christmas, December 24 & 25
- New Year's Day, January 1
- Inventory Day, January 7

PRSRT STD
U.S. POSTAGE
PAID
ITHACA, NY
PERMIT NO. 780

Did you know?

Quilters Corner welcomes groups



What you can expect:

- Open early to accommodate your schedule
- Goodie bags for everyone
- Light snacks provided
- Clean bathrooms
- Cold water to fill your water bottles
- Extra staff on hand to provide assistance
- Demonstrations provided upon request

Give us a call to see what dates are available for an outing your group will talk about for a long time: 607-266-0850. The minimum group size is ten.