

518 W State (Martin Luther King Jr.) St
607•266•0850

www.e-quilterscorner.com
quilters@e-quilterscorner.com

QUILTERS CORNER HIGHLIGHTS

Row of the Month (p 2)

The latest cool stuff (pp 2-7)

Classes! You can see class samples and sign up on our website. (pp 8-15)

CNY Shop Hop October 12-15
(p 7)

Darell Anderson introduces
the new PFAFF **creative icon**
October 18 (p 7)

Ruthann shows us some
of her favorite things Friday,
October 20 (p 6)

Santa's Sewing School
Friday, November 3 or
Saturday, November 4 (p 5)

Food Drive November 24-27
(p 6)

12 Days of Discounts (p 16)

Pfaff can do for your sewing, quilting, and embroidery!
Preorder the icon and receive the Perfection Gift Package from
Pfaff, a \$2500 value.



Baby Lock's **Aventura II** offers many of the features of a top of the line embroidery machine in a smaller package. It may be just the right size for your budget, your sewing room, and for taking to classes. Come in today and test drive your new machine!

The best part of sewing is...

What is your favorite part of sewing and quilting? Choosing the fabric and design for a new project? Adding your own touches that make the piece unique? Having it come together under your hands? Sewing with friends? The satisfaction of finishing something? Seeing the pleasure on the recipient's face when you give a gift you've made?

Here at Quilters Corner we enjoy participating in your sewing, quilting and embroidering adventures, whether it is helping pick fabric, doing the math, choosing your next machine, or guiding you in a class.

We would love to hear from you. On your next visit to Quilters Corner we encourage you to share a story or two about what you LOVE to sew, quilt or embroider, as well as what part of the process is your favorite. If you are not in the area, send us a short note by e-mail.



NEW MACHINES ARE COMING!

We are extremely excited to introduce several new models from Baby Lock, and Pfaff's new top of the line **creative icon**.

You will be completely in awe
of what the new **icon** from



BLOW OUT SALE!!!

We are **desperate** for space as we prepare for the arrival of new sewing & embroidery machines models from both Pfaff and Baby Lock. We have priced a number of our floor models and our classroom model sewing and embroidery machines and sergers at rock bottom prices. Come in or call soon for best selection.

ROW OF THE MONTH

My Hometown



This fall, enjoy the rich colors of our newest Block-of-the-Month quilt, **My Hometown**, designed by Brynne Sigg of Royal Quilt Designs. Build your town with lovely reds, warm golds, beautiful greens, and country blues. For eight months, you will sew your quilt row by row. Start with a starry sky in shades of blue, then stitch flower baskets, a row of houses, fall leaves, tessellated trees and several checkerboard and flying geese rows. The finished quilt is 72" x 92" which fits nicely on a twin bed. This eight month Block-of-the-Month program is \$24 per month. The single pattern is \$12, and is available separately. Call us at 607-266-0850 to sign up today; quantities of the kits are limited.

Just in time for fall, this little 36" X 36" **Mini Pumpkins** quilt is quickly put together using one of our favorite tools, the Mini Quick Curve Ruler. Ruler, pattern and kits are available.



Turn the pumpkins into little pineapples with a free download from Sew Kind of Wonderful:
<https://sewkindofwonderful.com/pages/mini-pineapples>



New

Natural Cork Fabric

in the shop now!

Cork fabric, or cork leather as it is sometimes called, is a high quality fabric produced from thin cork shavings obtained directly from the bark of the cork oak tree. The bark is harvested and the tree renews itself, so cork is a natural, recyclable, and environmentally friendly product. The unique characteristics of cork fabric make it perfect for making bags and wallets. Here are some of the wonderful features:

- Soft to the touch
- Environmentally friendly
- Easily cleaned by a little liquid soap and water
- Durable as leather, versatile as fabric, and long lasting
- Waterproof and stain resistant
- Dust, dirt, and grease repellent
- Thin enough to sew easily on your home machine.
- Cut it, iron it and sew it like any other fabric and it doesn't fray.
- Comes in many beautiful colors to coordinate with our wonderful cotton fabric.

We have several patterns from Sew Many Creations that incorporate cork. The **Abby Sling Bag** is the perfect size purse for everyday! The outside has two deep front pockets and one zippered pocket in the back. A recessed zippered top and inside divided pockets finish off this fun sling bag.



Mini Divas are the perfect little wallets. The pattern includes instructions for *both* the Mini Diva & the Mini Prima Diva, the Mini Diva wallet's bigger, more organized sister! Is it a wallet? Is it a wristlet? Is it a purse? It's all of those! This versatile organizer wallet can be made with an optional wrist strap or chain loops. Inside the Prima Diva you'll find card pockets, open pockets, zippered pockets, and plenty of room for your cash and keys too!



In addition to patterns, we carry all the supplies to complete your one of a kind wallet or bag; zippers, interfacings, D rings, 46" purse chains, mini screw drivers, stabilizers, glue, and metal frames in three sizes and several finishes - silver, gunmetal, copper, gold embossed, and antique brass.

YES, WE DO MAIL ORDER!

www.e-quilterscorner.com

607-266-0850

Christmas is coming!

Warm up your home this holiday season and spread the cheer with the darling **Scandi Christmas Tree Skirt** which measures approximately 47" in diameter. The pattern has detailed, clear color photo instructions. Our sample features the Merrily line of fabric from Moda (kit available). Look for a class with Kaye. She whipped it up so fast we were amazed!



Merrily is the perfect festive fabric collection for creating a cozy winter quilt. When we saw this line of fabric and the Merrily quilt on display at Quilt Market it was love at first sight! Moda designer Stacie Bloomfield uses traditional colors, but her designs and fabric have a clean, modern look. The reindeer, moose, polar bears, and penguins set amid little houses and evergreen trees are charming. We have a limited number of kits to make the 60" x 66" quilt as well as coordinating fabric on the bolt if you want pillowcases to match.



Winterlude by Doug Leko has 18 lovely projects including pieced quilts, wall hangings, and 10 table runners. The theme and look of the book is Christmas but the patterns could be interpreted for any season or style of fabric. What is especially nice are the full color photos, clear instructions, and detailed diagrams. We have kits for **Gemini**, a 20" x 33" table runner with holly leaves and cardinals.



Sheila will teach **Winter's Wreath**, a lovely 17" x 51" runner she made from French General fabrics.



We love books and we know you do too!

Quilters Corner Book Club

Book Savings Program

- It's easy to sign up and free to join.
- Start a book club card that is kept at the shop.
- All full price, special order, discounted and sale books are included.
- When you buy six books, 10% of the total you spent will be applied to the purchase of your next book.

The 36° **Double Wide Dresden Ruler** allows you to make 10-slice Dresden plates instead of the traditional 20. Make Dresden plates in half the time with no raw edges while creating a secondary star pattern in the center. Choose your finished block size and the handy chart that comes with the ruler shows you how wide to cut your strips for the wedges. You can make 11 sizes of finished blocks from 10" – 20"! Patterns that use this ruler include **Double Wide Dresden**, which is layer cake (10" squares) friendly.



Happy Day table runner features adorable gift boxes all dressed up with a dresden plate bow. More fun patterns are available that are great stash busters!



Sands of Time is so much fun because of the large graphic blocks. The interesting design is an innovative spin on a familiar block. There are lots of ways to play with the layout and three sizes to choose from - crib, lap, and queen. It requires fat quarters in equal amounts of light, medium, and dark values. Brynne made our sample and has put together a sophisticated color pack of 20 fat quarters plus binding that will make the 60" x 60" lap quilt top. Buy the pack or choose your own fat quarter combo. We think you will love the results!

Santa's Sewing School!

Friday, November 3 or
Saturday, November 4, 9-4



Treat yourself and bring a friend too! You won't want to miss this year's Santa's Sewing School; we have so much planned for you.

Join us for a day of fun, sewing quick and easy projects perfect for gift giving. The elves are busy designing, kitting, and stitching the sample projects for this year's event. You will receive a packet full of information including free patterns, holiday recipes, surprises, and more! The \$90 registration fee includes supplies for all projects, lunch, gifts, and snacks. Stop in the shop or visit our website to see some of the projects offered. Sign up today! Space will be limited.



Udder-ly Crazy by Janet Rae Nesbitt for One Sister is just the thing for farm animal lovers! All of Janet's books with "crazy" in the title are pieced with a quick stack, cut, shuffle, and piece method referred to as "crazy" and perfected by her over the past 15 years. The seams don't necessarily match but that adds to the charm of these fun quilts. Create your own farm family quilt or choose one (or more) of the 8 quilt designs that include cows, goats, sheep, and chickens. **All Stacked Up**, 28" x 41" is our adorable sample using the pattern in the book. Kit available. Take a class from Sheila to learn the "crazy" method.



Help Stock our local Food Pantry

Bring in a donation for the local food pantry Friday, November 24—Monday, November 27. As a thank you, we'll give you a special coupon you can use any day in 2018. Nonperishable food items, toiletries, cleaning supplies, pet food, and cash are all welcome. We will be emailing over forty more coupons throughout 2018. You will be able to print them out or show them on your phone. If you aren't already on our email list, email us at quilters@e-quilterscorner.com and ask to be added.



Our family of stuffed animals is growing! We recently adopted **Hannah Hedgehog**, **Izzy Insomniac Teddy Bear** and **Gertrude Guinea Pig**. Flannel, fake fur, Minkee or regular cotton fabrics may be used to create your own one of a kind cuddly critter. We guarantee they will make you smile and best of all, they are fully house trained!

Come join us

Pattern designer and notions maven Ruthann Stilwell will share ideas and tips and show us some of her favorite things



Friday, October 20

4-6

Refreshments • Prize Drawing • Discounts
R.S.V.P.. appreciated

WILD CARD DAY

Celebrate your own special day. Present this coupon for
\$5 off for every \$25 of regularly priced merchandise.

*Valid January 1 - December 31, 20XX, only in our Ithaca store.
One per customer.*

Sample- not valid.

Let's Bake!

What are Moda **Cake Mix** and **Cupcake Mixes**? They are recipes for block parts that make cooking with layer cakes (sets of 10" squares) and charm packs (sets of 5" squares) so easy! Each Mix contains 44 paper "recipe cards" that you use to foundation paper piece parts of blocks with precut fabric squares. There are 8 different Cake Mix options and 4 Cupcake Mix options available. Each Mix includes several block and setting suggestions; you can also use what you've made to create your own design. What a great way to use those precut packs you love and collect! Come in and see our great selection and our samples.



2017 CENTRAL NEW YORK SHOP HOP

October 12 - 15

Fall Surprise!

- **Quilters Corner**, Ithaca
- **Ivy Thimble Quilt & Gift Shop**, Victor
- **A Kaleidoscope of Quilts**, Little York
- **Patchwork Plus**, Marcellus
- **Patricias' Fabric House**, E. Rochester
- **Lucky Frog Fabrics**, Weedsport

4 travel days with extended hours at all shops



Over \$2000 of fabulous prizes!

You will receive a step in a mystery quilt pattern at each shop and a fat quarter of fall fabric.

Passports are \$5 and available at all participating shops. Proceeds will benefit local food banks.

.....

Meet the PFAFF creative icon!

Lecture and Demo

October 18, 9-12 or 2-5

Pfaff Educator Darelle Anderson will WOW us with the amazing features of Pfaff's new top of the line, the **creative icon**. Don't miss this chance to see the newest state-of-the-art technology for sewing, quilting, and embroidery. Registration is \$10. Reserve your spot today, seating is limited. Refreshments and door prizes!



Darelle Anderson

is a certified sewing machine technician as well as an award-winning garment maker and quilter. She first started sewing garments, then progressed to quilting, and on to the world of machine embroidery. She loves creating unique pieces, using a mixture of techniques and embellishments.

Quilters Corner Classes Fall 2017

Come in and look at the teachers' samples in our classroom or view them on our website. You can stop by the shop to register, pick up the phone, 607-266-0850, or see classes online at www.e-quilterscorner.com. We hope to see you soon!

Key: ♥ = great for beginners ☀ = daytime class

Getting Started

♥ Absolutely Beginning Sewing Machine Operation Linda VanNederynen

Start with turning on a sewing machine, threading, winding a bobbin, attaching feet and accessories. Maintenance, adjusting tension, selecting stitches, and stitching them out will also be covered. If you don't have a sewing machine or might want a new one, use one of ours to help you decide.

Mon. Sept. 11, 6-9 PM \$23

♥☀ Learn to Quilt Cyndi Slothower

This class will take you through the basics of making a quilt: rotary cutting squares and triangles, creating a variety of blocks, then playing with layouts and sewing a top for a small quilt. Finally, we will baste, machine quilt, and bind. All sewing can be done in class. Machine required, but you may use one of ours!

Mon. Sept. 18, 25, Oct. 2, 16, 23, and Nov. 6
Choose 9:30 AM-12:30 PM or 6-9 PM \$135



♥ Sewing School 101 Linda VanNederynen

Join the fun - step into the world of sewing. You will gain useful sewing skills and learn techniques as you make several projects. Fabric choices for clothing, home décor, quilting and crafting projects will be covered. Learn to select the proper tools and supplies for your sewing projects. Projects include: Carry All Clutch, Table Runner/Topper, Apron, Pillow with Zipper, and Lined Drawstring Bag. Sewing machine and book required.

Wed. Sept. 20, 27, Oct. 11 and 18, 6-9 PM \$90



♥ Easy Appliqué Kristin Thompson

This class is for anyone who is terrified of the "A" word but would love to learn to appliqué. It's a foolproof preparation method that can then be stitched down by hand or machine. Without needle turning, it is guaranteed to give you that wonderful turned edge look of hand appliqué.

Mon. Oct. 9, 6-9 PM \$23

♥ Basting Cyndi Slothower

Do you have a quilt top finished that you need to baste or sandwich in preparation for quilting? Many hands make light work! Learn to baste in a frame, one top each, and more if there is time.

Thurs. Oct. 19, 6-9 PM \$23

♥☀ Borders and Binding Basics Sheila Meehan

Finish quilts with great-looking borders and bindings. Learn to frame your quilts with borders that do not get "wavy". Sheila will teach you to make bias and straight grain bindings, mitered and curved corners. Binding by hand and with a machine will be covered. Machine required.

Thurs. Oct. 26, 1-4 PM \$23



♥ Alterations and More Linda VanNederynen

Are your pants too long or skirt too short? Need to take in a waistband or let one out? We will cover hems, darts, tucks, shortening, lengthening, and more. Enjoy your wardrobe with a few easy alterations. Sewing machine required.

Wed. Nov. 1, 6-9 PM \$23



♥☀ Color Confidence Kaye Tea

Learn about color and fabric "personality"! Kaye will broaden your color experience and stretch your imagination. You will learn about value and how to create beautiful color combinations for quilts.

Sun. Nov. 12, 1-3:30 PM \$19

Use a classroom machine for FREE!
Reserve one when you sign up.

Advancing Skills

Machine Quilting

☀ **Stitcher's Garden**

Kristin Thompson

Create a beautiful quilt while learning more about your sewing machine and many different presser feet. Try out many decorative stitches with guided instruction and hands-on practice. Each month explore new techniques like pin tucking, machine appliqué, couching, sewing on a button by machine, and candlewicking. Open to all makes and models of sewing machines. Each class stands alone.



\$30/session

Sun. Sept. 24, Oct. 22, Nov. 19, Dec. 17, 12-4 PM

Quilters Corner is committed to helping you learn to quilt your own quilts with your home machine! These classes will provide experience and confidence so you can give your tops the finish they deserve.

♥☀ **Intro to Machine Quilting**

Cyndi Slothower

So many quilt tops, so little time! Learn the basics of machine quilting, both with a walking foot and free motion. You will learn some simple designs that are beginner-friendly so you can finish your quilts with confidence. Machine required.


Mon. Sept. 11, 12-4 PM

\$30

♥ **Intro to Machine Appliqué**

Kristin Thompson

We will cover machine basics, how to choose the right threads, needles, fusible webs, and stabilizers. Practice satin stitch, buttonhole stitch, and more. Start with easy exercises and then begin a small quilt or wall hanging that uses your new skills. Machine with zigzag stitch required.




Sun. Sept. 17, 12-4 PM

\$30

♥ **Free-Motion Basics**

Karen Miller

Learn the basics of free-motion quilting on your domestic sewing machine. We'll cover fundamentals including basting, batting options, needle and thread choices, tension, and more. We'll take the mystery out of the process so you can finish your quilts at home. Designs such as echo, swirls, pebbles, loops, and paisley will be discussed, drawn, and stitched. Machine required, extension table recommended.



Tues. Oct.. 10, 5-9 PM

\$30

♥ **Fusible Appliqué Picture with Fabric**

Cyndi Slothower

Intricate shapes can be cut from fabric to make animals, trees, flowers, whatever you please. Choose your favorite pattern using fusible appliqué, and Cyndi will show you how easy it is to trace, cut, and iron your way to a stunning wall hanging. Then learn how to put the layers of your quilt together and machine appliqué and quilt them in one step. Pattern and machine required.




Tues. Sept. 26, 6-9 PM

\$23

♥☀ **Getting Started with Westalee Rulers**

Linda VanNederynen

Linda will teach you to properly attach the free-motion ruler foot to your machine, then you'll learn to move the fabric while the foot hugs the edge of the ruler. You'll practice using several ruler/templates, and, with Linda's helpful tips and encouragement, you will soon be creating beautiful designs! Machine, foot, and rulers required.



Thurs. Sept. 21, 9:30 AM-12:30 PM OR

Thurs. Oct. 12, 1-4 PM

\$23

♥☀ **Intro to Foundation Paper Piecing**

Linda VanNederynen

Do sharp points and exact corners elude you? Paper piecing makes it easy to be extremely accurate even when sewing tiny pieces. You need only know how to sew on a line to create a sampler wall hanging. Book and machine required.




Thurs. Oct. 12, 9 AM-12 PM

\$23

Advancing On with Westalee Rulers

Karen Miller

Ruler work takes your free-motion quilting to new heights! If you can attach your ruler foot to your machine, put it in free-motion setting, and have a sampler set of Westalee rulers, come practice in class with Karen's expert guidance. Machine, foot, and rulers required.



Wed. Nov. 8, 5-9 PM

\$30

Is your machine heavy? Use a classroom machine for FREE!

Reserve one when you sign up for a class.

Hand Work

♥ Intro to Hand Embroidery

Pat Miller

Join Pat for an afternoon learning some basic hand embroidery stitches. It's such fun and so portable!

Fri. Sept. 15, 5-7 PM

\$15



♥ Intro to Hand Appliqué

Kristin Thompson

Hand appliqué is wonderful to see, a pleasure to do, and it's portable! Learn the techniques for invisible needleturn appliqué and the tricks for mastering all the basic shapes. Kristin will have you hooked.

Thurs. Sept. 28 and Oct. 5, 6-9 PM

\$45



♥☀ Big Stitch Quilting and Hemstitch Binding

Cyndi Slothower

Learn a quick and easy hand quilting stitch, then a hand embroidery stitch that will make binding your quilts lots of fun. Stitch on your own quilt in progress or make a small wall hanging in class.

Wed. Oct. 4, 9-11 AM

\$15



♥ Hand Work Studio with Sharon

Sharon Stroud

Take time to work on your hand appliqué, piecing, or quilting projects.

Get help with something specific or just encouragement to finish. Join us for laughs, M&Ms, and lots of fun.

\$23/session

Tues. Oct. 3, Nov. 7, Dec. 5, 6:30-9:30 PM



♥☀ Intro to English Paper Piecing: Hexagons

Linda VanNederyn

Learn the basics of English Paper Piecing and the delight and Zen of hand work. We will explore the many possibilities of using hexies: classic, modern, and trendy. You will create a flower hexie to turn into a trivet, expand into a placemat or a larger piece. A perfect portable project.

Mon. Oct. 30, 5:30-8:30 PM

\$23



♥☀ Beginning Wool Appliqué: Woolly Wren

Karen Miller

Karen's original wool appliqué design is an adorable mini that will get you excited about working with wool. Learn the basics of wool appliqué, starter stitches, and how to make your wool appliqué pop! Pattern required.

Fri. Dec. 29, 1-5 PM

\$30



Serger Fun

♥☀ Absolutely Beginning Class for Sergers

Nancy Crouch

This class is for anyone who has a serger and needs help from the very beginning: basic threading, inserting needles, adjusting tension. Class size is kept small. Serger required.

Thurs. Nov. 16, 1-4 PM OR

Thurs. Dec. 7, 9:30 AM-12:30 PM

\$25



♥☀ Make Friends With Your 4-Thread Serger

Nancy Crouch

Increase your four-thread serging skills: more threading, changing needles, stitch length and width, turning inside and outside corners, making circles, even a casing. Serger required.

Mon. Dec. 11, 9:30 AM-12:30 PM

\$23

♥☀ Gifts to Make on Your Serger

Nancy Crouch

Using your serger, make a pair of pajama pants with elastic and a zippered flat bottom storage tote. Basic serging skills required. Bring your serger or use one of ours to learn new skills.

Thurs. Dec. 14, 9:30 AM-12:30 PM

\$23

Featherweight

♥☀ Care and Feeding of Your Featherweight

Sharon Stroud

An essential class for all owners of old black Singer Featherweights. You will learn to clean and oil your machine, where to lubricate, how to do simple repairs, and more. Machine required.

Sat. Sept. 9, 12-4 PM OR

Fri. Dec. 1, 12-4

\$30



Destiny Club

☀ Destiny owners can join Linda to expand your knowledge and skills regarding the

endless features of this amazing machine. Projects and techniques will be covered.

Thurs. Sept. 7, Nov. 9, 9 AM-12 PM

\$23/session



Gifts & Fun Things

♥☀ Cork Wallet

Hilary Gifford

Learn to sew with cork fabric and make a wallet that you will be pleased to give as a gift or use yourself. Machine required.

Wed. Sept. 6, 2-4 PM

\$15

♥☀ Fabric Greeting Cards

Sally Sumner

Looking for a quick project that uses your scraps? This class is for you! Greeting cards are fun, creative, and a great way to explore new stitches and techniques. Machine required. Supply fee of \$5 payable to the instructor in class.

Sat. Sept. 23, 9:30 AM-12:30 PM

\$23



♥☀ Three Easy Gifts

Pat Miller

Want to make some holiday gifts this year? Join Pat for a fun sewing session and finish three gifts in class: a table runner, infinity scarf, and gift bag. Beginners are welcome. Free patterns included. Machine required.

Wed. Sept. 27, 10 AM-1 PM

\$23




☀ Winter's Wreath Table Runner

Sheila Meehan

Choose Christmas colors or not, as the design for this table runner will be pleasing all year long. Book, intermediate piecing skills, and machine required.

Fri. Sept. 29, 1-5 PM

\$30



♥☀ Lined Laminated Cloth Zippered Pouch

Valerie Leftwich

Make several pouches in one class! Line them with soft plush fabric for a lovely surprise inside. These are cute and practical for everyone on your gift list. (And one for you!) Machine required.

Sat. Oct. 14, 10 AM-1 PM

\$23



☀ Twinkle Tree Skirt or Table Topper

Sheila Meehan

Sparkly stars and scrappy trees make Kim Diehl's table topper, couch accent, or tree skirt. This is suitable for advanced beginners. Book and machine required.

Thurs. Nov. 9, 1-6 PM

\$38



♥☀ Scandi Christmas Tree Skirt

Kaye Tea

The Scandi Christmas Tree Skirt is easy to sew, and it's a great gift or a lovely addition to your own holiday decor. Measuring 47" wide, the diamond pattern is enhanced by using two different fabrics. We love the buttons! You may choose to simply top stitch or add embroidery to complement this beautiful project. Pattern and machine required.

Fri. Oct. 20, 9 AM-3 PM

\$45



☀ Creative Uses for Decorative Stitches

Sally Sumner

Learn to do cool things with the built-in decorative stitches on your sewing machine. Explore a variety of techniques useful for creating greeting cards, art quilts, mixed media, and more. For intermediate and advanced students. Machine required.

Sun. Oct. 29, 12-4 PM

\$30



♥☀ The Bliss of Hand Sewn Ornaments

Sharon Stroud

Learn to make two easy types of ornaments: a hand pieced tumbling block and a hand quilted bird or tree. Use as gift tags, insert in cards, hang on the bottom of the tree if you have pets or small "helpers". All supplies will be provided; you will finish several ornaments and have instructions to make more.

Sat. Nov. 18, 1-4 PM

\$28



♥☀ Tuffet Workshop

Kristin Thompson

Everyone needs a tuffet, a one-of-a-kind piece of upholstered furniture for your own home or for a great gift. In this two-session workshop, you will sew a tuffet cover and build the upholstered foundation. There will be some sewing required between sessions. Basic sewing skills, pattern, tuffet upholstery kit, and sewing machine required.

Mon. Nov. 27, 9:30 AM-4:30 PM and

Thurs. Nov. 30, 9:30 AM-1 PM

\$79



♥☀ Happy Day Table Runner

Kristin Thompson

Create a cheerful table runner for any occasion and learn a fun and easy way to make Dresden plates. Pattern, ruler, and machine required.

Wed. Dec. 13, 10 AM-1 PM

\$23



New Owner Classes

☀ PFAFF and Baby Lock Sewing Machine New Owner Classes

We are committed to helping you learn the features of your new computerized sewing machine. Second helpings are welcome and cheerfully served. Each session is FREE w/ machine purchase from QC or \$125. If you do not see your model listed, please call for an appointment.

Baby Lock Melody, Elizabeth, Tempo, Sophia 2, and Ellure Plus - Pat

Wed. Sept. 6, 10:30 AM-12:30 PM

Baby Lock Ellure Plus and Sophia 2 Embroidery Functions

Pat, by appointment

Baby Lock Sergers, All Self-Threading - Edith A. Basic Operation, Learning Icons, Basic Feet

Fri. Sept. 15, 1-4 PM

Ovation, Evolution and Enlighten also take:

B. Specialty Feet and Special Techniques

Fri. Oct. 6, 1-4 PM

Baby Lock Ellisimo, Unity, Aventura (A, and B) Symphony, and Crescendo (A only) - Pat

A. Basic Operation, Learning Icons, Basic Feet

Wed. Oct. 25, 9 AM-12 PM

B. Embroidery

Wed. Dec. 6, 9 AM-12 PM

PFAFF Ambition and Expression - Cyndi

Fri. Sept. 1, 1-5 PM OR

Thurs. Nov. 2, 5-9 PM

PFAFF Creative 1.5 - Edith

Machine Operation, Accessories, Embroidery

Edith, by appointment

PFAFF Performance and Creative - Edith

A. Basic Operation, Learning Icons, Basic Feet

Mon. Sept. 25, 1-4 PM

B. Special Techniques

Mon. Oct. 9, 1-4 PM

C. Embroidery and Precise Positioning

Mon. Oct. 30, 1-4 PM

Baby Lock Destiny

Linda, by appointment

Premier Plus New Owners Training

Linda, by appointment

Premier Plus Software

☀ Software Club

Merrie Wilent

Anyone with Premier Plus Ultra, 6D Premier, or 6D Professional versions is welcome to join anytime for software continuing education. You'll explore many techniques and modules in our Software Club. A full-color handout is provided so you can practice what you learn at home. Bring laptops, power cord, and dongle only.

Fri. Oct. 13, 2:30-5 PM

Fri. Nov. 17, 2:30-5 PM

\$19 per session

Tiara

☀ Top Tips for Quilting with the Tiara

Pat Merkle

Pat loves her Tiara, and her free-motion skills are amazing.

If you are a new owner or a wannabe, come and learn threading, bobbin winding tricks, adjustments to top and bottom tension with different thread weights and fabric thicknesses, and more. Pat will demo for much of the session, but you will stitch too.

Sat. Sept. 23, 1:30-3:30 PM

\$15



Introducing the creative icon™ sewing and embroidery machine.



Seamless connectivity. Unparalleled power. Impeccable results. Pre-order before October 1 to receive your PFAFF® creative icon™ sewing and embroidery machine Perfection Gift Package, while supplies last.

The Perfection Gift Package includes: Exclusively designed Swarovski® bracelet, crystal lanyard with custom PFAFF® snip, premium PFAFF® Scissor gift set, INSPIRA® Stabilizer 3-pack gift set, USB stick with 12 unique designs, collection of more than 500 embroidery designs, luxury embroidery thread gift set in the creative icon™ sewing and embroidery machine palette, spacious PFAFF® Premium Roller Bag—a \$2500 value!

Bags

☀ Gem Bag

Kaye Tea

The Gem Bag is a stunning tote made from 3" strips and a Dancing Diamonds Interfacing Template (included with the pattern) which remains in the bag. Silver grommets add strength in the handles and beauty to the bag. Pattern, 60 degree ruler, and machine required.

Thurs. Oct. 5 and 19, 9 AM-1 PM

\$60



♥☀ Sew Together Bag

Ellen Burlew

Learn to make this extremely functional bag that can be used for sewing notions to go, for makeup, or to carry in your tote as a "grab-and-go" for a quick trip to shop. It holds an amazing amount! Pattern and machine required.

Sat. Oct. 28, 10 AM-3 PM

\$38



EPP Club

We are so excited to invite you to attend this group and share in learning the diverse designs, styles, and techniques which English Paper Piecing offers.

There is no charge to participate. At

each gathering, Linda and Kristin will share with you what is trending in the world of "EPP." Share your tips, findings, and bring a show & tell. We will demonstrate the latest tools and gadgets available as well as techniques in basting, sewing, layout and design. Bring your latest project. If you are new to EPP, you are welcome to come and see what it is all about. (Also consider the class Intro to English Paper Piecing: Hexagons under Hand Work)

Wed. Sept. 13, Oct. 25, Nov. 29, 6-8 PM



Make Your Own Class

♥☀ Make Your Own Class

Cyndi Slothower

Are you stuck on a quilting or sewing project? Dedicate some time to sew with other like-minded folks. Bring whatever you wish to work on, and Cyndi will assist.

Sun. Oct. 15, 12-5 PM OR

Fri. Dec. 8, 12-5 PM

\$38



Open Sewing at Quilters Corner!

Most Tuesdays and Wednesdays from 12-4 PM. Work on your project in our beautiful classroom. Make new friends! Machines and irons are ready. Call to reserve a table. Only \$5 per session! Additional times may be available during shop hours - call to find out. 607-266-0850



CLASS POLICIES

- *Payment must accompany class registration.*
- *You may withdraw from a class and receive a full refund up to one week before the class begins. After that time, no refunds will be issued.*
- *We'll notify you and give a refund if we cancel a class.*
- *Be considerate of your teacher and other class members; please leave children and guests at home.*
- *We encourage you to make sure the class has the minimum enrollment before you purchase supplies.*
- *Sewing machines are available and free for class use; be sure to reserve one when you register.*
- *Remember to request your 10% discount when buying supplies for Quilters Corner classes.*
- *Please purchase supplies before class begins so you don't miss anything!*
- *If your class will be held outside of store hours, please use the back door near the parking lot. If it is locked, use the doorbell.*

Sew Many Quilts!

☀ Udder-ly Crazy

Sheila Meehan

Sheila will teach you to "crazy" piece farm animals that will bring a smile to all who see them. Once you sew one animal in class, you will be able to make many others designed by the author, Janet Nesbitt, and found in her many whimsical books. Book and machine required.

Thurs. Sept. 7, 1-5 PM




\$30

♥☀ One Block Wonder

Valerie Leftwich

Choose one great fabric and one block shape and make a one-of-a-kind quilt. No fussy cutting and no set-in seams. Book and machine required.

Fri. Sept. 8, 10 AM-4 PM



\$45

☀ Joshua's Stars

Sheila Meehan

Rotary cut using the Tri-Rec ruler, then follow Sheila's tips and tricks for piecing, and you will master this difficult-looking star. Pattern, ruler, and machine required.

Wed. Sept. 13, 10 AM-2 PM



\$30

☀ Dresden Star

Sjoukje Schipstra

This design by Edyta Sitar features 3D points between the Dresden fan blades. It happily mixes batiks and cottons. The sewing is easy, and you have your choice of appliquéing the circle by hand or machine. You should be able to complete a number of blocks in class. Sjoukje will discuss setting the blocks and finishing up the quilt. Pattern and machine required.

Sat. Sept. 30, 10 AM-4 PM



\$45

♥☀ Mini Trees with the Mini

Quick Curve Ruler

Sheila Meehan

Sew a forest quickly and easily, even if curved piecing is new to you. Choose one yard light fabric and one yard dark and Sheila will show you how to grow some trees! Ruler and machine required.

Fri. Oct. 27, 1-4 PM



\$23

Diamonds

Cyndi Slothower

Learn to cut 60° diamonds, sew them in diagonal rows, and inset side and corner triangles. You will make a lap or baby quilt. Machine required.

Tues. Oct. 24, 6-9 PM

\$23



☀ Getting to Know Hue: Lone Star Center

Kristin Thompson

The Lone Star is the beautiful focal point of the Getting to Know Hue quilt. The designer has provided instructions for three methods to create this stunning block that range from easy to most difficult. In this class, Kristin will guide you through the traditional, most complex version that is featured in the shop sample. If you would like to learn this method for creating Lone Star blocks, you are welcome to attend, even if you are not making "Hue". Confident beginner with good rotary cutting skills required. Pattern and machine required.

Fri. Nov. 10, 12-4:30 PM

\$34



♥☀ Irish Hexies

Sjoukje Schipstra

We'll start by making a super easy, scrappy Irish Chain look-alike with simple cutting and strip piecing. The large blocks have a light area in the center where you can add some fancy quilting. You can also add some fun applique in those spots! Sjoukje will show you how to make an easy hexie flower, but she will also have templates for flowers and leaves you can fuse. A quilt in holiday colors could feature Christmas trees on the light block centers or how about hearts on a red-and-white quilt? A small quilt in pastels or brights would be lovely for a baby! Pattern and machine required.

Sat. Nov. 11, 10 AM-4 PM

\$45



♥☀ Four Patch Posies

Cyndi Slothower

Make a gorgeous quilt using only one print for all the blocks! You will carefully line up repeats in the print, cut through four layers, choose your favorite kaleidoscope and sew. This is an easy version of "stack and whack". Pattern and machine required.

Mon. Dec. 4, 10:30 AM-4:30 PM

\$45



Sign up for a class online!
www.e-quilterscorner.com

Art Quilt Techniques

♥☀ Fabric Collage Quilt Valerie Leftwich

A giraffe, an elephant, an owl, a fox! Choose a fabric collage quilt pattern from Laura Heine, and Valerie will help you bring it to life! This is easy enough for a beginner and so much fun! Pattern required.

Sat. Sept. 16, 10 AM-4 PM OR

Wed. Nov. 8, 10 AM-4 PM



\$45

♥☀ Studio with Valerie Valerie Leftwich

Whether you have a One Block Wonder quilt in progress or need help with a fabric collage quilt, Valerie will answer questions and help you finish your project.

Fri. Sept. 22, 12-4 PM




\$30

♥☀ Random Acts of Piecing (Improv Piecing) Ruth White

Learn to piece with the improvisational approach used by the Gee's Bend quilters and adapted by quilt luminaries such as Nancy Crow and Ricky Timms. We'll cut free form strips and curves to create your own unique quilt top. Possible finishing techniques will be discussed. Machine required.

Sat. Dec. 2, 12-3 PM and Dec. 9, 12-4 PM \$53



Machine Embroidery

♥☀ Intro to Machine Embroidery Linda VanNederynen

This class is an opportunity to experience the world of machine embroidery and is designed to answer your questions. Most sewers/quilters don't realize an embroidery machine is first and foremost an amazing sewing machine that also embroiders. Take a tour of both Pfaff and Babylock brands of sewing & embroidery machines to find which embroidery machine best fits your needs or wants. Linda will cover the essentials to get you started: stabilizers, hoops, needles, and thread. Quilting, monogramming, applique, free-motion can all be achieved using an embroidery machine. Try embroidery first hand as you stitch a monogram on a useful face cloth made of terry, one of the more difficult fabrics to stitch on. Linda will demonstrate how easy and successful this is using the right products and the best techniques.



Fri. Oct. 13, 9:30 AM-12:30 PM

\$23

♥☀ **Anita Goodesign** is an embroidery design company bringing fun and creativity to home embroidery. Join us for hands-on embroidery classes to make projects and learn new techniques. Embroidery machine required - all makes and models are invited. If you don't have one, use ours! Quarterly design CD \$30, and monthly kit \$8, are required, payable when registering for class. Class fee \$23

Included with the classes are:

- A full-color tutorial book.
- A multiformatted design CD with many projects and tutorials.
- Anita Goodesign products at special pricing.

August: Cupcake Snack Bags
Thursday 24th and Friday 25th, 9 AM-Noon

September: Embroidered Stationery
Thursday 28th and Friday 29, 9 AM-Noon

October: Free-Motion Diamond Blocks
Thursday 26th and Friday 27th, 9 AM-Noon

November: Hand Stitched Christmas Pillows
Thursday 16th and Friday 17th, 9 AM-Noon

Ithaca Modern Quilt Guild
Meetings are the first Sunday of
every month
from 1 to 3 PM at Quilters Corner.
All are welcome.
Bring show and tell!

E.A.T. CLUB (Exploring Advanced Techniques) is a group that meets monthly to share machine techniques. If you enjoy researching and trying new things with fabric and would like to share your work in progress and creative techniques, please come. Membership is free, but please call June to register at 607-257-0939. Meets the third Monday of every month at Quilters Corner from 1-3 PM.



518 W State St
Ithaca, NY 14850
M-F 10-6, Sat 10-5, Sun 12-4
607•266•0850
www.e-quilterscorner.com

PRSRT STD
U.S. POSTAGE
PAID
ITHACA, NY
PERMIT NO. 780

Don't miss out on the latest QC news and tips! Email quilters@e-quilterscorner.com and ask us to add you to our weekly email list. We'll never rent or sell your address.

Coming in December

Let us help stuff your stocking. This December during our **12 Days of Discounts**, we'll be offering special savings on twelve gifts chosen especially for quilters and sewers. Each day's special will be announced by email; be sure you're on our email list so you don't miss out! Just email us at quilters@e-quilterscorner.com and ask to be added to our email list.

We'll Be Closed

- Labor Day, September 4
- Thanksgiving, November 22 & 23
- Christmas, December 24 & 25
- New Year's Day, January 1
- Inventory Day, January 8

Did you know?

Quilters Corner welcomes groups



What you can expect:

- Open early to accommodate your schedule
- Goodie bags for everyone
- Light snacks provided
- Clean bathrooms
- Cold water to fill your water bottles
- Extra staff on hand to provide assistance
- Demonstrations provided upon request

Give us a call to see what dates are available for an outing your group will talk about for a long time: 607-266-0850. The minimum group size is ten.