

518 W State (Martin Luther King Jr.) St
607•266•0850

www.e-quilterscorner.com
quilters@e-quilterscorner.com

Summer is ending, bringing cooler days and the urge to focus on goals and projects. We start thinking about how to bring joy and coziness into the long winter. No wonder it's such a popular time to start new quilting projects and pick up new skills. Here at Quilters Corner, we're starting a new class schedule, new block of the month programs, and welcoming new sewing machine models into the shop. Come visit and see all that's new!



PARTY TIME!

Join us on

Friday, October 7, 5-7pm

to see the

Latest & Greatest

from **BABY LOCK** and **PFAFF**.

We are very excited to bring you the Latest & Greatest Party! The industry of sewing, quilting, and embroidery is exploding with new ideas and products. Be sure to attend to enjoy demonstrations and hands-on activities throughout the party.

Learn about the new **Destiny II**; it truly embraces the future of sewing. You'll enjoy a large workspace, a tablet-sized screen, and built-in stitches and embroidery designs.

Take a test drive on the new Baby Lock **Coronet** longarm quilting machine to experience one of three built-in regulated stitch modes. The Precision Stitch follows your lead and is wonderful for ruler work and tracing patterns.

The **Creative Sensation Pro II** has the exclusive Precision Portfolio - five features which provide performance, precision, and control in each and every stitch.

Thinking about an embroidery business? Be sure to see the **Alliance** while you are enjoying the party. Baby Lock has three machines in the line to help launch your new business.

Refreshments will be served, of course! We look forward to seeing you.

Please RSVP to quilters@e-quilterscorner.com or (607)-266-0850 so we know how many cookies to bake.

QUILTERS CORNER HIGHLIGHTS

Block-of-the-Month (p 2)

The latest cool stuff (pp 3-4)

Classes! You can see class samples and sign up on our website. (pp 8-15)

Great rebates from Pfaff and Baby Lock (p 7)

CNY Shop Hop September 29 - October 2 (p 5)

Santa's Sewing School
Wednesday, November 2 or
Saturday, November 5, (p 5)

What about the Coupon Book? (p 6)

12 Days of Discounts (p 16)

BLOCKS OF THE MONTH

TUXEDO'S TALES

APPLIQUÉ BLOCK OF THE MONTH



Calling all cat lovers! This adventurous cat wearing seasonal attire will charm your socks off. **Tuxedo's Tales** comes from designer Bonnie Sullivan of All Through the Night pattern company. Our sample is made with quilting cotton and can be appliquéd by the method of your choice.

Each month for six months you will receive fabric and patterns for two blocks. The first month includes the button pack for the eyes and berries; the final sixth month includes all the fabric for the setting blocks and binding as well as complete assembly instructions in color. Each monthly packet is \$28.50. An optional thread pack is available for \$10.50 that consists of seven balls of size 12 pearl cotton to complete the simple embroidery details.

The finished size is 40" x 52". This program starts in October.

ANIMAL ADVENTURE

EMBROIDERY BLOCK OF THE MONTH



Machine embroidery enthusiasts, this block of the month is for you! **Animal Adventure** by Anita Goodesign is adorable. Our fabric kits make a wall hanging 31" x 38" with 10 different animals. The **Animal Adventure** collection includes a 150+ page full color tutorial book and a multiple-format design CD with 15 different animals, 8 different quilt blocks per animal and 9 different embroidery designs per animal – that's 250+ designs in all. Purchase the **Animal Adventure** collection for \$250. Then, once a month for 10 months, pick up a kit. Kits are \$9/month and include all the carefully chosen and coordinated fabric for the animals, the background, sashing, and binding. A thread pack of all 10 colors of embroidery thread needed is \$45. This program starts in October.

Kaye will be offering a special class on Thursday, October 20 to get you started. Sign up today!




Pull out your stash of fat quarters and grab the **Fat Quarter Fiesta** pattern, from Brynne Sigg of Royal Quilt Designs. Whether you select the French General fabric line to match our sample or your favorite prints, you will be delighted with how quickly this quilt sews together. The

pattern includes instructions for lap, twin, and full/queen sizes. We offer coordinated fat quarter packs for lap and twin sized quilts.



Quilt as you go projects combine piecing and quilting in one quick step. **EZ Breezy Quilt-as-you-Go Table Runner and Placemats** is the perfect pattern to feature large scale prints for fast and perfect results every time. Great for beginners.

Kari Nichol's **Zig Zag** is an easy way to transform 39 2-1/2" strips and three accent fabrics into a striking twin-sized quilt.



Sue Spargo's bright, colorful folk art quilts reflect her experiences growing up in South Africa, England, and the US. At Quilters Corner, you will find **Stitches to Savor**, Sue's inspirational coffee

table book; a Christmas project book, **Crimson Tweed**; and a fabulous 2017 calendar. You will want to see our new sample for her pattern, **Wild Tulip Sac**.



Our wool inventory is expanding, so if you love wool and love to hand stitch, come in and check out all of the wonderful and inspiring items we have to offer.

Toweling is not just for drying dishes anymore! Use it for pillows, chair covers, curtains, bedskirts, aprons, children's clothing, table runners, placemats, napkins, banners, and much more. The fabric is 100% cotton, 16" wide with the sides nicely hemmed, and is sold by the yard. We have four styles that feature attractive woven borders that provide a lovely frame for hand or machine embroidery or wool or cotton appliqué. Available patterns to make table runners and pillows include Scandia Stag, Birds & Berries Runner, and Silhouette Cushions. You can still use toweling to dry dishes...



YES, WE DO MAIL ORDER!
www.e-quilterscorner.com
 607-266-0850



Christmas is coming!



It's not too soon to find inspiration for your family's celebration. **Simple Christmas Tidings**, a new Christmas book by Kim Diehl, is hot right now. We like this book so much, we have already made a lovely sample of the Twinkle Trees Tree Skirt. Once you see this tree skirt hanging in the shop, you will want to pick up a kit and register for the class taught by Sheila. For a quick-to-make unique gift, whip up a Welcome Home Holiday Hanger. The book contains over a dozen other festive projects including a table topper, throw pillow, wall hangings, lap quilts, and ornaments as well as some nice recipes.



We love books and we know you do too!

Quilters Corner Book Club

Book Savings Program

- It's easy to sign up and free to join.
- Start a book club card that is kept at the shop.
- All full price, special order, discounted and sale books are included.
- When you buy six books, 10% of the total you spent will be applied to the purchase of your next book.

The **WEIGHTLESS QUILTER** *a new tool to make machine quilting easier*



- The **Weightless Quilter** eliminates battles with weight of the bundle
- Provides a solution for getting a big job done in a small space
- Reduces stress and fatigue on the body
- Works with equipment you already own: traditional sewing machine, sit-down midarm or sit-down long-arm
- Sets up in minutes and stores easily when not in use
- Requires no special furniture

2016 CENTRAL NEW YORK SHOP HOP

September 29 - October 2

SMALL
IS BEAUTIFUL!

- Quilters Corner, Ithaca
- Ivy Thimble Quilt & Gift Shop, Victor
- A Kaleidoscope of Quilts, Little York
- Mission Rose Quiltery, N. Syracuse
- Patchwork Plus, Marcellus
- Patricias' Fabric House, E. Rochester
- Tiger Lily Quilt Co., Utica

4 travel days with extended hours at all shops

Fabulous Prizes!

Grand Prize: Bernina 330

Seven \$100 gift baskets

Seven \$50 gift certificates



All participants receive a free Bloomin' Minds mini-quilt pattern at each shop. Kits will be available at a special reduced price.

Passports are \$5 and available at all participating shops.

Santa's Sewing School!
Wednesday, November 2 or
Saturday, November 5, 9-4



Treat yourself and bring a friend too! You won't want to miss this year's Santa's Sewing School; we have sew much planned for you.

Join us for a day of fun, sewing quick and easy projects perfect for gift giving. The elves are busy designing, kitting, and stitching the sample projects for this year's event. You will receive a packet full of information including free patterns, holiday recipes, surprises and more! The \$75 registration fee includes supplies for all projects, lunch, gifts, and snacks. Stop in the shop or visit our website to see some of the projects offered. Sign up today! Space will be limited.



Congratulations!

Liz N. was our Row-by-Row winner. She received a bundle of 25 fat quarters for being the first quilter to bring a completed Row-by-Row quilt into the shop. Because she included our row in her quilt, she also won a \$25 Quilters Corner gift card. We thank all the hoppers who came through Quilters Corner this summer.

NATIONAL SEWING MONTH REBATES

available through September 30.



OVATION 8-THREAD SERGER

\$250 REBATE

FEATURES:

- Largest Throat Space – 5" to Right of Needle
- Automatic Thread Delivery (ATD)
- ExtraordinAir Threading
- Variable Speed Control



EVOLUTION 8-THREAD SERGER

\$200 REBATE

FEATURES:

- Automatic Thread Delivery (ATD)
- 8-Thread Serger with Cover and Chain Stitch
- ExtraordinAir Threading
- Pure Lighting with 3 LED Lights



ENLIGHTEN 4-THREAD SERGER

\$150 REBATE

FEATURES:

- Exclusive ExtraordinAir Threading
- Automatic Thread Delivery (ATD)
- 4/3/2 Thread Serging
- Exclusive Wave Stitch



IMAGINE 4-THREAD SERGER

\$100 REBATE

FEATURES:

- Exclusive Jet-Air Threading
- Automatic Thread Delivery (ATD)
- 4/3/2 Thread Serging
- Full-Featured Differential Feed



Purchase a
Baby Lock
CRESCENDO

and receive
\$100 REBATE

FEATURES:

- LCD Touch Screen with Touch Pen
- Guide Beam for Precise Alignment
- Sensor Pen
- Enhanced Stadium Lighting
 - Digital Dual-Feed System
 - 573 Built-in Stitches

performance 5.2



\$200 REBATE

Color Touch Screen
Stitch Creator™
The Original IDT™
System
Straight Stitch
Needle Plate
Sensor

quilt expression 4.2



\$150 REBATE

The Original IDT™
System
Automatic Presser
Foot Lift
Thread Snips

expression 3.5



\$100 REBATE

The Original IDT™
System
Large Sewing
Space
Thread Snips
Automatic Thread
Tension

Help Stock our local Food Pantry

Bring in a donation for the local food pantry Friday, November 25– Monday, November 28. As a thank you, we'll give you this coupon you can use any day in 2017. Nonperishable food items, toiletries, cleaning supplies, pet food, and cash are all welcome.

Those of you who are long-time customers are surely wondering, "But what about the rest of the Coupon Book?"

We will be emailing the rest of the forty-plus coupons we usually put in the book throughout 2017. You will be able to print them out or show them on your phone. If you aren't already on our email list, email us at quilters@e-quilterscorner.com and ask to be added.

WILD CARD DAY

Celebrate your own special day. Present this coupon for
\$5 off for every \$25 of regularly priced merchandise.

Valid January 1 - December 31, 2017, only in our Ithaca store.

One per customer.

NEW FROM BABY LOCK



Destiny II

With a host of new features and innovative technology, the Destiny II will inspire your projects in more ways than ever. You'll enjoy a large workspace, tablet-sized touchscreen, and an amazing collection of built-in stitches and embroidery designs. Plus, Baby Lock IQ technology makes every step of your projects easier than ever before.

Destiny owners, upgrades will be available to add the new features to your machines.



Coronet

The new Baby Lock Coronet longarm quilting machine opens up worlds of possibilities for first-time longarm quilters. The included 5' frame fits easily into the smallest studio, yet the Coronet has a huge 16" workspace that gives quilters complete control over their compositions from beginning to end. You'll love the built-in stitch regulation.



Jazz

With a 12" workspace and 1,000-stitch-per-minute, the Baby Lock Jazz offers a big place to create all of your quilt compositions. The best part about the Jazz is that it's easy to afford with features unlike other machines in its price range.

••••• • **SAVE**

- on a new sewing machine! Check out our selection of retired floor model and classroom machines. •
 - All are fully warranted. •
 - Quilters Corner also sells previously owned Pfaff and Baby Lock sewing machines. All machines •
 - have been serviced and include a 6 month warranty. Stop in today and check out our selection. •
-

Quilters Corner Classes Fall 2016

Come in and look at the teachers' samples in our classroom or view them on our website. You can stop by the shop to register, pick up the phone, 607-266-0850, or see classes online at www.e-quilterscorner.com. We hope to see you soon!

Key: ♥ = great for beginners ☀ = daytime class

Getting Started

♥ Absolutely Beginning Sewing Machine Operation Linda VanNederynen

Start with turning on a sewing machine, threading, winding a bobbin, attaching feet and accessories. Maintenance, adjusting tension, selecting stitches and stitching them out will also be covered. If you don't have a sewing machine or might want a new one, use one of ours to help you decide.
Tues. Sept. 20, 6-9 PM \$23

♥☀ Learn to Quilt Cyndi Slothower

This class will take you through the basics of making a quilt: rotary cutting squares and triangles, creating a variety of blocks, then playing with layouts and sewing a top for a small quilt. Finally, we will baste, machine quilt, and bind. All sewing can be done in class. Machine required, but you may use one of ours!
Mon. Sept. 12, 19, 26, Oct. 3, 10 and 17 OR
Mon. Nov. 7, 14, 21, 28, Dec. 5 and 12
Choose 9:30 AM-12:30 PM or 6-9 PM \$135



♥ Sewing School 101 Linda VanNederynen

Join the fun - step into the world of sewing. You will gain useful sewing skills and learn techniques as you make several projects. Fabric choices for clothing, home décor, quilting and crafting projects will be covered. Learn to select the proper tools and supplies for your sewing projects. Projects include: Carry All Clutch, Table Runner/Topper, Apron, Pillow with Zipper, and Lined Drawstring Bag. Sewing machine and book required.
Wed. Sept. 14, 21, 28 and Oct. 5, 6-9 PM \$90



Use a classroom machine for FREE!
Reserve one when you sign up.

♥ Basting Cyndi Slothower

Do you have a quilt top finished that you need to baste or sandwich in preparation for quilting? Many hands make light work! Learn to baste in a frame, one top each, and more if there is time.
Thurs. Oct. 6, 6-9 PM \$23

♥☀ Color Confidence Kaye Tea

Learn about color and fabric "personality"! Kaye will broaden your color experience and stretch your imagination. You will learn about value and how to create beautiful color combinations for quilts.
Sun. Oct. 16, 1-3:30 PM \$19

♥☀ Binding Basics Sheila Meehan

Finish quilts with great looking bindings. Learn to make bias and straight grain bindings, mitered and curved corners. Binding by hand and with a machine will be covered. Machine required.
Wed. Oct. 26, 1-4 PM \$23

♥☀ Easy Appliqué Kristin Thompson

This class is for anyone who is terrified of the "A" word but would love to learn to appliqué. It's a foolproof preparation method that can then be stitched down by hand or machine. It does not require needle turning but is guaranteed to give you that wonderful turned edge look of hand appliqué.
Sat. Nov. 12, 10 AM-1 PM \$23

Kid's Sewing

♥☀ Kids Sew A Pillowcase Deb Naftel

Beginners, ages 8 and up, will be introduced to the use of sewing machines and practice a bit, then make a pillowcase with fabric of their own choosing. Pillowcases make great presents! Machine required, or sign up for free use of a classroom machine.
Sun. Nov. 20, 1-4 PM \$23



Advancing Skills

Machine Quilting

☀ **Stitcher's Garden**

Kristin Thompson

Create a beautiful quilt while learning more about your sewing machine and many different presser feet. Try out many decorative stitches with guided instruction and hands-on practice. Each month explore new techniques like machine appliqué, couching, pin tucking, sewing on a button by machine, and candelwicking. Open to all makes and models of sewing machines. Each class stands alone. **\$30/session**



Sun. Sept. 18, Oct. 23, Nov. 13, Dec. 18, 12-4 PM

♥☀ **Intro to Foundation Paper Piecing**

Linda VanNederyn

Do sharp points and exact corners elude you? Paper piecing makes it easy to be extremely accurate even when sewing tiny pieces. You need only know how to sew on a line to create a sampler wall hanging. Book and machine required.

Thurs. Sept. 22, 9 AM-12 PM OR

Tues. Oct. 11, 6-9 PM




\$23

♥ **Intro to Machine Appliqué**

Kristin Thompson

We will cover machine basics, how to choose the right threads, needles, fusible webs, and stabilizers. Practice satin stitch, buttonhole stitch and more. Start with easy exercises and then begin a small quilt or wall hanging that uses your new skills. Machine with zigzag stitch required.

Thurs. Oct. 13, 5-9 PM



\$30

♥ **Fusible Appliqué Picture with Fabric**

Cyndi Slothower

Intricate shapes can be cut from fabric to make animals, trees, flowers, whatever you please. Choose your favorite pattern using fusible appliqué and Cyndi will show you how easy it is to trace, cut and iron your way to a stunning wall hanging. Then learn how to put the layers of your quilt together and machine appliqué and quilt them in one step. Pattern and machine required.

Tues. Sept. 27, 6-9 PM



\$23

Quilters Corner is committed to helping you learn to quilt your own quilts with your home machine! These classes will provide experience and confidence so you can give your tops the finish they deserve.

♥☀ **Intro to Machine Quilting**

Cyndi Slothower

So many quilt tops, so little time! Learn the basics of machine quilting, both with a walking foot and free motion. You will learn some simple designs that are beginner-friendly so you can finish your quilts with confidence. Machine required.

Fri. Oct. 7, 1-5 PM

\$30


♥ **Free Motion Basics**

Karen Miller

Learn the basics of free motion quilting on your domestic sewing machine. We'll cover fundamentals including basting, batting options, needle and thread choices, tension and more. We'll take the mystery out of the process so you can finish your quilts at home. Designs such as echo, swirls, pebbles, loops, and paisley will be discussed, drawn and stitched. Machine required, extension table recommended.

Thurs. Nov. 10, 5-9 PM

\$30



♥☀ **Getting Started with Westalee Rulers**

Linda VanNederyn

Linda will teach you to properly attach the free motion ruler foot to your machine, then you'll learn to move the fabric while the foot hugs the edge of the ruler. You'll practice using several ruler/templates, and with Linda's helpful tips and encouragement, you will soon be creating beautiful designs! Machine, foot, and rulers required.

Sun. Sept. 11, 10 AM-1 PM OR

Tues. Nov. 8, 6-9 PM

\$23



♥ **Ruler-Guided Free Motion Quilting**

Karen Miller

Ruler work can take your free motion quilting to new heights! If you can attach your ruler foot to your machine, put it in free motion setting and have a sampler set of Westalee rulers, this is a great opportunity for more practice using them with Karen's guidance. Machine, foot, and rulers required.

Wed. Oct. 12, 5-9 PM OR

Thurs. Dec. 8, 5-9 PM

\$30



Hand Work

☀ Fruits of Plenty

Debbie Wick

This graceful wall hanging or table topper is Debbie's original design. First you will machine piece the log cabin center block and background. Then come back to add the needleturn appliqué and embellish the appliqué with a stem stitch. Machine and pattern required.

Fri. Sept. 16 and 30, 2-5 PM



\$45

♥ Hand Quilting Without a Hoop **Sharon Stroud**

Whether you are ready to learn to quilt or just want to improve your quilting stitch, learn a unique way to quilt (not stab stitch) without poking your finger underneath and without a hoop or frame. Basting, marking methods, thread, and batting are also covered. Fee includes a pre-basted quilt sandwich. Roxanne thimbles may be purchased at a 15% discount for this class.

Tues. Oct. 18 and 25, 6:30-9:30 PM



\$45

♥ Big Stitch Quilting and Hemstitch Binding **Cyndi Slothower**

Learn a quick and easy hand quilting stitch, then a hand embroidery stitch that will make binding your quilts lots of fun. Stitch on your own quilt in progress or make a small wall hanging in class.

Thurs. Oct. 20, 6-8 PM



\$15

☀ Intro to Hand Appliqué

Kristin Thompson

Hand appliqué is wonderful to see, a pleasure to do, and it's portable! Learn the techniques for invisible needleturn appliqué and the tricks for mastering all the basic shapes. Kristin will have you hooked.

Thurs. Nov. 3 and 10, 10 AM-1 PM



\$45

♥ Hand Work Studio with Sharon **Sharon Stroud**

Take time to work on your hand appliqué, piecing, or quilting projects. Get help with something specific or just encouragement to finish. Join us for laughs, M&Ms, and lots of fun.

Tues. Oct. 4, Nov. 1, Dec. 6, 6:30-9:30 PM



\$23/session

Serger Fun

♥☀ Absolutely Beginning Class for Sergers **Nancy Crouch**

This class is for anyone who has a serger and needs help from the very beginning: basic threading, inserting needles, adjusting tension. Class size is kept small. Serger required.

Thurs. Sept. 15, 9:30 AM-12:30 PM OR

Fri. Dec. 2, 9:30 AM-12:30 PM

\$25



♥☀ Make Friends With Your 4 Thread Serger **Nancy Crouch**

Increase your four-thread serging skills: more threading, changing needles, stitch length and width, turning inside and outside corners, making circles, even a casing. Serger required.

Fri. Oct. 28, 1-4 PM

\$23

♥☀ More Serger Techniques **Nancy Crouch**

Learn rolled hems, flatlock, faux blanket stitch and more. 3 or 4 thread serger required.

Fri. Nov. 18, 1-4 PM

\$23

♥☀ Gifts to Make on Your Serger **Nancy Crouch**

Using your serger, make a pair of pajama pants with elastic and a zippered flat bottom storage tote. Basic serging skills required. Bring your serger or use one of ours to learn new skills.

Thurs. Dec. 8, 9:30 AM-12:30 PM

\$23

Featherweight

♥☀ Care and Feeding of Your Featherweight **Sharon Stroud**

An essential class for all owners of old black Singer Featherweights. You will learn to clean and oil your machine, where to lubricate, how to do simple repairs and more. Machine required.

Sat. Nov. 12, 1:30-5:30 PM

\$30



Destiny Club

☀ Destiny owners can join Linda once a month to expand your knowledge and skills regarding the endless features of this amazing machine. Project and techniques will be covered.

Thurs. Sept. 8, Oct. 6, Dec. 1, 9 AM-12 PM,

\$23/session

Gifts & Fun Things

☀ **Bucket Hat** **Kaye Tea**

Create an adorable bucket hat for a special child. Construction is quick and easy, with a reversible design. Choose coordinating fabrics to match your child's personality. Pattern given in class. Machine required.



Fri. Sept. 16, 9 AM-1PM

\$30

♥☀ **A Little Duffle Do It** **Rhonda Poyer**

These cute miniature duffle bags may be used to organize sewing tools, travel items and other small supplies. They make great gifts! Choose from one of four sizes. Pattern, machine and rotary cutting experience required.

Sun. Sept. 25, 12:30-3:30 PM

\$23



♥☀ **Two For One: Fobio and Sweetpea Pod** **Edith Johnston**

During this class, we will make a (Fobio) key fob/wristlet strap using the new Lazy Girl method of sewing in a zipper and a very small zipper bag (Sweetpea Pods) to use as a container for those small items you like to carry with you. Patterns and machine required.

Sat. Oct. 8, 9 AM-12 PM

\$23



♥☀ **Becca Bags** **Edith Johnston**

In this three-hour class, you will make 2 different sized bags using the new Lazy Girl method of sewing in a zipper. You will be amazed how quick and easy these bags are to make. Pattern and machine required. Take the class above for a fun, full day!

Sat. Oct. 8, 1-4 PM

\$23



☀ **Twinkle Tree Skirt or Table Topper** **Sheila Meehan**

Sparkly stars and scrappy trees make Kim Diehl's table topper, couch accent, or tree skirt. This is suitable for advanced beginners. Book and machine required

Thurs. Oct. 13, 10:30 AM-3:30 PM

\$38



♥☀ **Hortense the Mouse (aka Suzy)** **Kristin Thompson**

Kristin adopted this little French mouse, and renamed her Suzy-Hortense is too serious for such a sweet little mouse! Suzy is easy to make for confident beginners and has patterns to make a wardrobe for every occasion. Pattern and machine required.

Sat. Oct. 15, 10 AM-2 PM

\$30



♥☀ **Half and Half Apron** **Rhonda Poyer**

This sweet half apron is easy to make with 1/2 yard each of two coordinating fabrics. All the raw edges and seams are encased. It goes together so fast, you'll want one for every occasion. Project sheet, rotary cutting experience and machine required.

Fri. Oct. 21, 2-5 PM

\$23



☀ **Prickly Pinecone Tree Skirt** **Julie Burger**

Learn curved piecing, cutting and preparing foundation papers, and floating points to make this 60" tree skirt or table topper designed by Judy Niemeyer. It features perfectly spaced spikes and a log cabin center star. Pattern and machine required.

Thurs. Oct. 27, Nov. 17 and Dec. 1, 1-5 PM \$90



♥☀ **Sewing Machine Mat** **Beth Bowen**

This easy-to-make mat for sewing machines will keep all your sewing tools right at your fingertips. It's a fun gift for a sewing friend! Pattern, machine required.

Sat. Oct. 29, 12-4 PM

\$30



♥☀ **Folded Star Hot Pad** **Rhonda Poyer**

Try a new technique to make a classic pattern, and a great gift! Pre-printed interfacing makes it easy to line up the folded triangles. Pattern, machine, and rotary cutting skills required.

Fri. Nov. 11, 2-5:30 PM

\$27



♥☀ **Nighty Nites** **Pat Miller**

The playful shortie nightgown with bloomers and comfy long nightgown are easy to make, fit and wear, and come with matching doll nighties.

(Sizes 2-10) Pattern and machine required.

Fri. Oct. 7, 9:30 AM-12:30 PM

\$23



New Owner Classes

♥☀ PFAFF and Baby Lock Sewing Machine New Owner Classes

We are committed to helping you learn the features of your new computerized sewing machine. Second helpings are welcome and cheerfully served. Each session is FREE w/ machine purchase from QC or \$125. If you do not see your model listed, please call for an appointment.

Baby Lock Melody, Elizabeth, Tempo, Sophia 2, and Ellure Plus - Pat

Wed. Sept. 28, 10 AM-12 PM

Baby Lock Ellure Plus and Sophia 2 Embroidery Functions - Pat

By Appointment with Pat

Baby Lock Sergers, All Self-Threading - Edith A. Basic Operation, Learning Icons, Basic Feet

Fri. Oct. 14, 9 AM-12 PM

Ovation, Evolution and Enlighten also take:

B. Specialty Feet and Special Techniques

Fri. Nov. 4, 9 AM-12 PM

Baby Lock Ellisimo, Ellageo, Unity, Aventura (A and B)

Symphony, and Crescendo (A only) - Edith

A. Basic Operation, Learning Icons, Basic Feet

Wed. Oct. 12, 9 AM -12 PM

B. Embroidery

Wed. Nov. 9, 9 AM -12 PM

PFAFF Ambition and Expression - Cyndi

Sun. Sept. 11, 12:30-4:30 PM OR

Thurs. Nov. 3, 5-9 PM

PFAFF Creative 1.5 - Edith

Machine Operation, Accessories, Embroidery

Wed. Oct. 19, 9 AM-12 PM

PFAFF Performance and Creative - Edith

A. Basic Operation, Learning Icons, Basic Feet

Wed. Sept. 7, 9 AM-12 PM

B. Special Techniques

Wed. Sept. 14, 9 AM-12 PM

C. Embroidery and Precise Positioning

Wed. Sept. 21, 9 AM-12 PM

Baby Lock Destiny - Linda, by appointment

Premier Plus New Owners Training

Linda VanNederynen

By appointment, to be arranged with Linda

Premier Plus Software

♥☀ Premier Plus and 6D Embroidery Software School Merrie Wilent

Go beyond your initial software training with this beginner series to learn to use your Premier Plus Extra or Ultra, 6D Extra, Premier or Professional Software. Each stand-alone session will focus on a different technique that is included in Extra. Bring laptop, cord, and dongle. \$15 per session

Encore

Learn to use the Encore tool for accurate alignment and to create spinning designs.

Fri. Oct. 14, 3-5 PM

Quilt Block Wizard

Learn how to automatically add quilting to your blocks and quilt them in your embroidery hoop

Fri. Nov. 4, 3-5 PM

☀ Software Club

Merrie Wilent

Anyone with Premier Plus Ultra, 6D Premier or 6D Professional versions is welcome to join anytime for software continuing education. You'll explore many techniques and modules our Software Club. A full color handout is provided so you can practice what you learn at home. Bring laptops, power cord and dongle only. \$19 per session

Subway Art

Learn to use an embroidery design template and your software to create a trendy wedding or baby shower gift. You will create a unique thread palette and use the Color Tone feature.

This design can be created with 6D Embroidery Extra or Premier Plus Embroidery Extra modules. Fri. Oct. 21, 9:30 AM -12 PM

Sketch Designs

Lighthearted, sketchy/scribble designs that mimic free motion embroidery are all over the internet. Learn how to create this technique without any drawing skills. You will use the Sketch module and the Morphing feature which is part of the 6D Stitch Editor Plus or found in the Modify module in Premier Plus. You must have the full embroidery system to participate in this lesson. Fri. Nov. 11, 9:30 AM-12 PM



Bags

♥☀ Sew Together Bag Ellen Burlew

Learn to make this extremely functional bag that can be used for sewing notions to go, for makeup, or to carry in your tote as a "grab-and-go" for a quick trip to shop. It holds an amazing amount! Pattern and machine required.

Sat. Oct. 22, 10 AM-3 PM



\$38

♥☀ Laminated Cloth Tote Bag Valerie Leftwich

Make a fun waterproof bag for swimming, a carry-on bag or a bag just to haul all your stuff. It's so easy, you will complete a bag in class, then want to make more! Machine required.

Wed. Nov. 16, 10 AM-12 PM



\$15

♥☀ Laminated Cloth Zippered Pouch Valerie Leftwich

Make two different pouches in one class! These are so cute and practical that you will want to make many more. Machine required.

Wed. Nov. 16, 1-3 PM



\$15

☀ Market Street Handbag Kaye Tea

This is a fun and stylish handbag just waiting for you to embellish. You can add bows, buttons, wool, or anything you desire to make this bag one of a kind. Pattern and machine required.

Thurs. Sept. 15 and 22, 1-4 PM



\$45

Make Your Own Class

♥☀ Make Your Own Class Cyndi Slothower

Are you stuck on a quilting or sewing project? Dedicate some time to sew with other like-minded folks. Bring whatever you wish to work on, and Cyndi will assist.

Sun. Oct. 9, 12-5 PM OR

Fri. Dec. 9, 12-5 PM



\$38


Studios

♥☀ Studio with Valerie Valerie Leftwich

Whether you have a quilt in progress from one of her classes, or need help with a laminated bag, Valerie will answer questions and help you finish your project.

Sun. Dec. 11, 12-3 PM

\$23



♥☀ Studio with Ruth Ruth White

Join Ruth for help and encouragement on any project begun in her Improv or paper piecing classes.

Thurs. Dec. 15, 12-5 PM

\$38



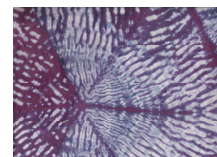
Shibori

Shibori Stitch Resist Sampler I - "Dye to Go" Maureen Jakobson

Students will create a sampler in class using traditional Japanese gathered stitches and patterns, Shibori Stitch, to create patterning in cloth. Stitch resist is one of the traditional methods to reserve white/light areas when dyeing. Traditional Shibori methods will be covered including stitches, traditional design and color considerations. Hand dyed Shibori samplers and fabric pieces will be available, as well as images from traditional and contemporary Shibori work. Students will receive dye and fixative "to go" with instructions for dyeing their samplers at home.

Thurs. Sept. 8, 15 and 22, 6-9 PM

\$68



CLASS POLICIES

- Payment must accompany class registration.
- You may withdraw from a class and receive a full refund up to one week before the class begins. After that time, no refunds will be issued.
- We'll notify you and give a refund if we cancel a class.
- Be considerate of your teacher and other class members; please leave children and guests at home.
- We encourage you to make sure the class has the minimum enrollment before you purchase supplies.
- Sewing machines are available and free for class use; be sure to reserve one when you register.
- Remember to request your 10% discount when buying supplies for Quilters Corner classes.
- Please purchase supplies before class begins so you don't miss anything!
- If your class will be held outside of store hours, please use the back door near the parking lot. If it is locked, use the doorbell.

Sew Many Quilts!

♥☀ **Feline Sushi Bar** **Ruth White**

Paper-piece your own no-maintenance fishbowl with Ruth's original design. There will be no danger from cats either when you hang it safely on the wall. We'll cover paper foundation piecing and how to face an irregularly-shaped quilt after quilting. Pattern, machine required. Sat. Sept. 10 and Oct. 1, 10:30 AM-4:30 PM \$90



♥☀ **Fat Quarter Fiesta** **Sheila Meehan**

Our own Brynne designed this pattern and Sheila sewed one of our two samples. It calls for fat quarters, which quilters just can't resist. Confident beginners welcome. Pattern and machine required. Wed. Sept. 14, 12:30-5 PM \$34



♥☀ **Fractured Paint Box** **Julie Burger**

Learn beginning skills of paper piecing as we create a fractured paint box quilt. Even advanced paper piecers will love to learn Judy Niemeyer's methods: how to read her patterns, organize the project and paper piece this graphically pleasing quilt. Pattern and machine required.

Sat. Sept. 17, 10:30 AM-4:30 PM \$45



♥☀ **Disappearing Four Patch Quilt** **Edith Johnston**

Do you want a quick project to use great charm packs or some favorite fabrics? This technique class will have you well on your way to completing a small quilt top or the start of a larger one. With some basic piecing and quick rotary cutting it will look like you have done some very intricate piecing. Machine required.

Fri. Sept. 23, 10 AM-3 PM \$38



☀ **Seeing Red** **Sjoukje Schipstra**

Sjoukje designed this original Union Square Block quilt to use the reds in her stash. Learn easy methods for the square-in-a-square center, flying geese and half-square triangles. It would be fabulous in scrappy fabrics. Three blocks could make a Christmas table runner. Pattern, machine required.

Mon. Oct. 31, 10 AM-4 PM \$45



♥☀ **Cabin by the Lake Block: Sun** **Sheila Meehan**

Sheila made our beautiful version of Brynne's Cabin by the Lake Block of the Month quilt. The sun block is paper pieced and Sheila will help you sew it with incredible precision. Pattern, machine required. Thurs. Sept. 29, 1-3 PM \$15



♥☀ **One Block Wonder** **Valerie Leftwich**

Choose one great fabric and one block shape and make a one-of-a-kind quilt. No fussy cutting and no set-in seams. Book and machine required. Sat. Sept. 24, 10 AM-4 PM \$45



♥☀ **Four Patch Posies** **Cyndi Slothower**

Make a gorgeous quilt using only one print for all the blocks! You will carefully line up repeats in the print, cut through four layers, choose your favorite kaleidoscope and sew. This is an easy version of "stack and whack". Pattern and machine required. Mon. Oct. 24, 10:30 AM-4:30 PM \$45



♥☀ **French Roses** **Valerie Leftwich**

Sewing French Roses is so easy and so much fun that we encourage beginners to try it. The edges are raw to "bloom" when washed. Enjoy playing with fabric and watch your garden grow! Pattern and machine required.

Sun. Oct 30, 12-4 PM \$30



☀ **New York Clam Bake** **Ruth White**

NY Clam Bake is Ruth's fusion of two traditional blocks, New York Beauty and Clamshell. It has infinite variations that she has explored in her spectacular quilts. Achieve the sharp, crisp points with Ruth's tips for paper piecing. Advanced beginners welcome. Pattern and machine required.


Sat. Dec. 3 and 17, 10:30 AM-4 PM \$83



♥☀ **Batting Buddy Fun** **Rhonda Poyer**

Fast, easy blocks are created and quilted in one step. The backing becomes the sashing and binding. Join the blocks and you are done! Choice of two patterns and machine required.

Fri. Dec. 30, 2-5 PM \$23



Art Quilt Techniques

♥☀ Fabric Collage Quilt Valerie Leftwich

A giraffe, an elephant, an owl, a fox! Choose a fabric collage quilt pattern from Laura Heine, and Valerie will help you bring it to life! This is easy enough for a beginner. Pattern and machine required.



Wed. Oct. 19, 10 AM-3 PM

\$38

♥☀ Random Acts of Piecing (Improv Piecing) Ruth White

Learn to piece with the improvisational approach used by the Gee's Bend quilters and adapted by quilt luminaries such as Nancy Crow and Ricky Timms. We'll cut free form strips and curves to create your own unique quilt top. Possible finishing techniques will be discussed. Machine required.




Sat. Nov. 19, 10:30 AM-4:30 PM

\$45

☀ Radiant Landscapes Julianna Lower

Create tiled landscape quilts in the style of Gloria Loughman. Tiles add color, texture, and drama to a landscape quilt. Learn to adapt a landscape photograph to a unique art quilt. The first class will feature design elements such as light, contrast, color, depth, and elements to include in the piece. The second class will be the execution of that vision. Please read Radiant Landscapes by Gloria Loughman prior to coming to class. Book and machine required.



Sat. Dec. 10 and Jan. 7, 1-4 PM

\$45

Tiara

♥☀ Top Tips for Quilting with the Tiara Pat Merkle

Pat loves her Tiara, and her free motion skills are amazing. If you are a new owner, or a wanna be, come and learn threading, bobbin winding tricks, adjustments to top and bottom tension with different thread weights and fabric thicknesses, and more. Pat will demo for much of the session, but you will stitch too.



Sat. Oct. 15, 3-5 PM

\$15

Embroidery

♥☀ **Anita Goodesign** is an embroidery design company bringing fun and creativity to home embroidery. Join us for hands-on embroidery classes to make projects and learn new techniques. Embroidery machine required - all makes and models are invited. If you don't have one, use ours!

Included with the classes are:

- A full-color tutorial book.
- A multiformatted design CD with many projects and tutorials.
- Anita Goodesign products at special pricing.

Sept.: Triple Stitch Hot Pads

Thurs. 29th or Fri. 30, 9 AM-12 PM

Design CD \$20, and monthly kit \$8, are required, payable when registering for class.

Class fee \$23

The projects for Oct. and Nov. are selections from "Anita's Wonderland", a winter theme.

Oct.: Wed. 26th or Fri. 28th, 9 AM -12 PM

Nov.: Thurs. 17th or Fri. 18th, 9 AM-12 PM

Quarterly design CD \$30 and monthly kits \$8, are required, payable when registering for class. Class fee \$23 per month.

☀ Animal Adventure Block of the Month Embroidery Baby Quilt

Studio with Kaye

This class is designed to help you get started with your Anita Goodesign Embroidery Block of the Month. Tips for stabilizer choices, hooping techniques, trimming appliqués and much more will be given as you create one block of this beautiful baby quilt. Embroidery machine with large hoop, collection cd with instruction booklet required.



Thurs. Oct 20, 9 AM-12 PM

\$23

Ithaca Modern Quilt Guild

Meetings are the first Sunday of every month from 1 to 3 PM at Quilters Corner. All are welcome. Bring show and tell!

E.A.T. CLUB (Exploring Advanced Techniques) is a group that meets monthly to share machine techniques. If you enjoy researching and trying new things with fabric and would like to share your work in progress and creative techniques, please come. Membership is free, but please call June to register at 607-257-0939. Meets the third Monday of every month at Quilters Corner from 1-3 PM.



518 W State St
Ithaca, NY 14850
M-F 10-6, Sat 10-5, Sun 12-4
607•266•0850
www.e-quilterscorner.com

PRSRT STD
U.S. POSTAGE
PAID
ITHACA, NY
PERMIT NO. 780

Don't miss out on the latest QC news and tips! Email quilters@e-quilterscorner.com and ask us to add you to our weekly email list. We'll never rent or sell your address.

Coming in December

Let us help stuff your stocking. This December during our **12 Days of Discounts**, we'll be offering special savings on twelve gifts chosen especially for quilters and sewers. Each day's special will be announced by email; be sure you're on our email list so you don't miss out! Just email us at quilters@e-quilterscorner.com and ask to be added to our email list.

We'll Be Closed

- Labor Day, September 5
- Thanksgiving, November 23 & 24
- Christmas, December 24 & 25
- New Year's Day, January 1
- Inventory Day, January 9

Did you know?

Quilters Corner welcomes groups



What you can expect:

- Open early to accommodate your schedule
- Goodie bags for everyone
- Light snacks provided
- Clean bathrooms
- Cold water to fill your water bottles
- Extra staff on hand to provide assistance
- Demonstrations provided upon request

Give us a call to see what dates are available for an outing your group will talk about for a long time: 607-266-0850. The minimum group size is ten.