

518 W State (Martin Luther King Jr.) St  
607•266•0850

[www.e-quilterscorner.com](http://www.e-quilterscorner.com)  
[quilters@e-quilterscorner.com](mailto:quilters@e-quilterscorner.com)

## QUILTERS CORNER HIGHLIGHTS

**Quilters Corner Book Club** – save on books (p 3)

**New blocks of the month** (p 2)

**Santa's Sewing School**  
Friday, November 15 or  
Saturday, November 16,  
9-4 (p 6)

**The latest** patterns and books (pp 3-4)

**Marsha Kirsch lecture-demo** Friday, November 8 (p 4)

**Classes!** You can see class samples and sign up on our website. We have over 80 classes this session. (pp 8-15)

**Fall Shop Hop**  
September 19-22 (p 6)

**2014 Coupon Book Free** from Friday, November 29 – Sunday, December 1 when you bring in a food or toiletry item for the local food pantry: \$10 after December 1. Limit one per customer.

## SHOW & TELL

We are always delighted when customers come in to Quilters Corner to show off their latest sewing projects. Here's a small sample of the wonderful show and tell items we've seen recently.

Kayleigh's mom stitched up this adorable tunic for her using a beautiful contemporary floral fabric designed by Lotta Jansdotter and the Blossoms and Bloomers pattern by Favorite Little Things. Sweet little Kayleigh is modeling the tunic with shorts; the pattern also includes instructions for making matching bloomers and a hat to top off the outfit.



Sue used her Baby Lock Ellisimo Gold to embroider beautifully feminine floral accents on a shirt and handbag for herself. Embroidery is a great way to express personal style and dress up a simple garment or bag.



Judy machine pieced and then lovingly

hand quilted this beautiful queen size quilt featuring calming


blue and green pinwheels. Can't you just feel the cool lake breezes when you gaze upon this quilt?

Fran designed, pieced, and free motion quilted this imaginative quilt as a wedding gift for a couple of Star Wars enthusiasts. She pieced the top in the shape of Darth Vader's helmet and then continued the Star Wars theme by machine quilting likenesses of Princess Leia, Storm Troopers,



Jabba the Hut and Yoda onto the quilt – simply amazing!

The class portion of this newsletter includes over 80 classes. So, whether you'd like to learn about reading clothing patterns, get more comfortable with your sewing machine features, pick up some great tips on machine embroidery or quilting, learn different piecing techniques or make a snazzy handbag, you'll find fun classes to inspire you so you can make a great project and bring it in for Show and Tell too!





# BLOCKS OF THE MONTH

## WOMEN OF COURAGE

PIECED BLOCK OF THE MONTH



Read the fascinating stories of 15 brave women from around the world who made history as you work on your monthly blocks. **Women of Courage** is designed by Denise Lipscomb. Our quilt is made from beautiful batiks in blues and greens, set in a lovely off white tone on tone fabric. The finished size is 98" x 98"; the kits include everything to make the quilt top, including the binding. Fabric kits are \$21 per month for 12 months. Patterns are \$6.00 each for 12 months. This block of the month starts in October.

## Christmas is coming!

Visit Quilters Corner for ideas and inspiration for your holiday sewing.



## CAT'S MEOW

MACHINE EMBROIDERY



**Cat's Meow** is our latest embroidery block-of-the-month design. Whether you are a cat lover or know someone who loves cats, this quilt is a must have. Seven adorable embroidery appliqué cats and five additional cat-related designs adorn this 53" x 60" quilt. The designs can also be used for smaller quilts and to embellish clothing and household items. The pattern is \$50 and includes the designs on a USB drive. The fabric kits are \$18 per month for six months and include border and binding. Thread kits are available for \$45. The minimum hoop size for this quilt is 6" x 9-3/4". This block of the month starts in October. Look for Gail's **Cat's Meow** monthly classes starting in November.

**YES, WE DO MAIL ORDER!**

[www.e-quilterscorner.com](http://www.e-quilterscorner.com)

607-266-0850



## NEW PATTERNS



**Feathered Christmas** is a whimsical, quick, and easy Christmas quilt. This 24" x 28" red and white beauty can be fused or hand appliquéd. Just arrange your feathers to make a stunning Christmas tree.

You'll love the simple elegance and style of the **Hampton Weekend Bag**. Look for our sample made by Kaye Tea using Vanessa Christenson's "Simply Style" fabric from Moda. Kaye will be teaching a November class on making this stunning bag.



**Know My Name** is the perfect gift for that new baby in your life. Personalize your quilt with your precious little one's name. The pattern has instructions for different length names. This crib-sized quilt is 40" x 52". Kits are available in a blue colorway or a pink colorway.

**Double Shot Star** is a contemporary quilt that mixes sharp lines with rolling curves. This quilt has no special template required; it's easy and forgiving. The pattern includes instructions for lap, twin, queen and king size quilts. Kits are available.



**Aruba Bag** is a zippered tote with a great design on the front. It's 13 "x 11" x 3" with a large front pocket, eight inside pockets, and a shoulder and cross body strap. Nancy Green's instructions are easy to understand and fun to sew, with photos for each step.

## NEW BOOKS



**Quilts Without Corners Platinum Edition** combines the best of Cheryl Phillip's original book with the best of **Quilts Without Corners Encore**. These fascinating circular wedge quilts make great table-toppers, tree skirts,

and wall art. Look for Gail's **Quilts Without Corners** class in October.

**Making Quilts with Kathy Doughty of Material Obsession** has 21 inspiring projects. Kathy helps you define your own style; each quilt pattern is accompanied by tips on concept, technique, and fabric choices. Simply follow the easy guidelines and make your own unique choices.



We love books and we know you do too!

## Quilters Corner Book Club *Book Savings Program*

- It's easy to sign up.
- It's free to join.
- Start a book club card that is kept at the shop.
- All full price, special order, discounted and sale books are included.
- When you buy six books, 10% of the total you spent will be applied to the purchase of your next book.

**Special order books and NEVER pay shipping fees!** Call 607-266-0850 or email [quilters@e-quilterscorner.com](mailto:quilters@e-quilterscorner.com). We'll order your book and contact you when it arrives.

## NEW FABRIC



Jo Morton's reproduction line, **Amelia** is coming this fall. It is almost pastel, with pinks, greens, soft blues – quite a departure from her usual palette! Some of Jo's **Dovetail Batiks** are also coming. More organic cottons will be in,

including some wonderful birds designed by **Charlie Harper**. Other organic lines are **Critter Patch** and **Little Things**. You'll find French General's newest line, **Josephine** in the pleasing reds and tans they're known for. Look for new lines



from your favorite modern designers as well: Kate Spain's **Sunnyside**, Tamara Kate's **Flight Patterns**, and Sandy Gervais' **Soho Chic**. Lots more 2-1/2" strips are arriving, as well as 5" charm squares and 2-1/2" square mini charms.

You can use a jelly roll of 40 2-1/2" strips to make a 48" x 64" 1600 quilt; we have free directions at Quilters Corner.



### Coming in December

Let us help stuff your stocking. This December during our **12 Days of Discounts**, we'll be offering special savings on twelve gifts chosen especially for quilters and sewers. Each day's special will be announced by email; be sure you're on our email list so you don't miss out! Just email us at [quilters@e-quilterscorner.com](mailto:quilters@e-quilterscorner.com) and ask to be added to our email list.

## Classroom Machine Sale

Baby Lock  
*Symphony*

**Originally \$ , now only \$ ?!**

These machines were used in our classroom for less than 12 months.

- Original accessories
- Instruction manuals
- Private lesson
- Unlimited group training
- Full warranty
- Extension table
- Circular attachment



**Breakfast Lecture-Demo**  
with

**Marsha Kirsch**  
**Friday, November 8**

Start your day off right with a cup of coffee and a funny woman who is known for her enthusiasm and lively presentations, as well as her impressive sewing expertise. You'll be entertained by Marsha Kirsch, a Pfaff educational consultant. She'll be sharing a wealth of information that will help you create beautiful quilted and embellished items. Marsha's infectious laughter will inspire you to try something new. Treat yourself to a morning of fun. You won't be disappointed. Owners of all makes and models of sewing machines will benefit from Marsha's knowledge.

- How to transform the nice into the extraordinary
- Which stabilizer, when?
- Choosing needles
- How about thread?
- Get a look at Pfaff's brand new Sensation Pro
- Door Prizes

Coffee and pastries at 9:00, program 9:30-11:30.  
Only \$5  
Register today at [www.e-quilterscorner.com](http://www.e-quilterscorner.com) or 607-266-0850.



# Lavender Blueberry Cupcakes

makes 2 dozen

*Linda worked on this recipe on and off for months, refining it to perfection. It's her favorite of the four featured cupcakes she made for her son's wedding reception this past July. They were a hit!*

## Cupcakes:

- 2-2/3 C unbleached flour
- 1-3/4 C sugar
- 1 T baking powder
- 1/2 t salt
- 12 T unsalted butter, softened and cut into cubes
- 4 egg whites
- 2 whole eggs
- 1/2 C whole milk
- 1/2 C buttermilk
- 2 t pure vanilla extract
- 1 t pure almond extract
- 2 C blueberries
- 1/4 C of dried lavender buds, cleaned of any stems & stalks



Pop your blueberries into the freezer about an hour before assembling your ingredients. Preheat oven to 350°. Prepare two 12-count Cupcake tins with liners. Sift flour & reserve 1/4 C. Combine flour, sugar, baking powder & salt in mixing bowl, add cubed butter and mix until crumbly. Mix in egg whites one at a time, followed by whole eggs one at a time, scraping edge of bowl as necessary. In a separate bowl, combine milk, buttermilk, almond, and vanilla extracts. Stir this mixture, about a 1/2 C at a time, into the flour mixture, until well combined. Remove blueberries from freezer & coat with reserved 1/4 C of flour. Add coated berries and dried lavender to the batter, mix only slightly until incorporated. Bake 15-20 minutes; do not brown.

## Frosting:

- 8 oz. pkg cream cheese
- 6 T unsalted butter
- 2 T lemon zest
- 2 T fresh lemon juice
- 1 t pure vanilla extract
- 6-8 C powdered sugar

Beat cream cheese, butter, lemon juice, zest, and vanilla until combined. Add powdered sugar gradually; use less if you're simply frosting with a knife, more if you are "piping" with a decorator tip. Wait till the cupcakes are thoroughly cooled before frosting. Refrigerate if not eating right away. Enjoy.

---

---

Take home a

## PFAFF Creative 3.0

**for only \$ /month!**



## PFAFF Performance 5.0

**for only \$ /month!**



**PLUS** receive **FREE** gifts: legless extension table and a circle stitcher accessory  
48 months no-interest financing with monthly payment for qualified buyers.

**Want to pay less?** Pay by cash or check and **SAVE \$**

Offer valid through October 10

**PLUS** receive **FREE** gifts: legless extension table and a circle stitcher accessory  
36 months no-interest financing with monthly payment for qualified buyers

**Want to pay less?** Pay by cash or check and **SAVE \$**

Offer valid through October 10

# Santa's Sewing School

Friday, November 15 or  
Saturday, November 16, 9-4



Treat yourself and bring a friend too! You won't want to miss this year's Santa's Sewing School; we have sew much planned for you. Join us for a day of fun, sewing quick and easy projects perfect for gift giving. Learn the easiest method to put in a zipper when you make a handy clutch. The piecing technique for a beautiful potholder will leave you saying, "Why didn't I think of that?!" Lunch will be provided. You will receive a packet full of information including free patterns, holiday recipes, surprises and more! The \$75 registration fee includes supplies for all projects, lunch, gifts, and snacks. Stop in the shop or visit us on line to see some of the projects offered. Sign up today, space will be limited.

## Sew, What's New?

Thursday, November 14, 3-6



It's fun to see what's new! This fall we'll find new notions, machines, and other goodies at Quilt Market, Baby Lock convention and from Pfaff. Come check them out for yourself! The store will be filled

with fun demonstration areas. Visit all the demos and enter your name to win a prize! Discounts on all demonstrated items the night of the party. Food too! Please RSVP to 607-266-0850 or [quilters@e-quilterscorner.com](mailto:quilters@e-quilterscorner.com).



# Let's All Scream for Ice Cream!



2013  
Central New York  
**Shop Hop**  
SEPTEMBER 19<sup>th</sup> - 22<sup>nd</sup>  
THU & FRI 9AM-7PM  
SAT 9AM-5PM  
SUN 10AM-3PM

Over \$2500 in prizes  
including gift baskets, gift certificates  
and giveaways!

Free Fabric, Pattern and Fun!

\$5.00 Passport

**Tiger Lily Quilt Company**  
Ulster  
Hot Fudge & Mint

**Cottons Etc.**  
Wampsville  
Caramel, Waffle Cone & Spoon

**Cazenovia Fabric**  
Cazenovia  
Strawberry Ice Cream

**Patchwork Plus**  
Marcellus  
Bananas & Marshmallows

**Quilters Corner**  
Ithaca  
Chocolate & Vanilla Ice Cream


**Patricias Fabric House**  
East Rochester  
Raspberries & Blueberries

**Calico Gals**  
Syracuse  
Nuts & Cream

**Mission Rose Quiltery**  
North Syracuse  
Sprinkles

**Ivy Thimble Quilt & Gift Shop**  
Victor  
Pineapple & Cherries

Passport Available August 1, 2013



# Quilters Corner Classes for Fall 2013

Come in and look at the teachers' samples in our classroom or look at them on our website. You can stop by the shop to register, pick up the phone, 607-266-0850, or sign up online at [www.e-quilterscorner.com](http://www.e-quilterscorner.com). We hope to see you soon!

Key: ♥ = great for beginners ☀ = daytime class

## Getting Started

### ♥ Learn to Sew

#### Linda VanNederynen

Master the basics of sewing and create beautiful items for yourself and your home. Learn how to operate and maintain a sewing machine. You will make a simple gift bag and a pillowcase. Then Linda will teach you to read clothing and home dec patterns and you will make a project of your choice using newly learned sewing skills. Let's sew! Machine required.

Tues. Sept. 17, 24, Oct. 1 and 15, 6-9 PM \$90

### ♥☀ Beginning Quiltmaking

#### Cyndi Slothower

A solid introduction to quilt making. Learn different techniques each session (rotary cutting, squares, triangles, stars) and make blocks for a sampler wall hanging or quilt. We will cover setting, basting, machine quilting and binding. Take the leap - you may never be the same! Machine required.

Mon. Sept. 30, Oct. 7, 14, 21, Nov. 4, 11 and 18  
9:30 AM-12:30 PM OR 5:30-8:30 PM \$158

### ☀♥ Intro to Machine Appliqué

#### Kristin Thompson

We will cover machine basics, how to choose the right threads, needles, fusible webs and stabilizers. Practice satin stitch, buttonhole stitch and more. Start with easy exercises and then begin a small quilt or wall hanging that uses your new skills. Machine with zigzag stitch required.

Thurs. Sept. 19, 1-5 PM \$30

### ♥ Intro to Foundation Paper Piecing

#### Linda VanNederynen

Do the terms "sharp points" and "exact corners" frighten you? Paper piecing makes it easy to be extremely accurate even when sewing tiny pieces. You need only know how to sew on a line to create a sampler wall hanging. Book and machine required.

Mon. Sept. 23, 6-9 PM \$23

### ♥☀ Color Confidence

#### Kaye Tea

Create beautiful quilts and projects you love by learning about color and fabric "personality". This class will help you broaden your color experience and stretch your colorful imagination as you learn about value and how to create beautiful color combinations for your quilts.

Sun. Oct. 13, 1-3:30 PM \$19

### ♥☀ Basting

#### Cyndi Slothower

Do you have a quilt top finished that you need to baste or sandwich in preparation for quilting? Many hands make light work! We will baste one top per attendee, and more if there is time.

Mon. Nov. 25, 3-6 PM \$23

### ♥☀ Binding Basics

#### Denise Lentini

Finish quilts with great looking bindings. Try bias and straight grain binding, overlapped or mitered corners and lump-less joints. Binding by hand and with a machine will be covered. Create mini samples for future reference. Machine required.

Thurs. Jan. 9, 10 AM-1 PM \$23

### ♥ Rotary Cutting 101

#### Sharon Stroud

This class is for everyone, beginners and up, who would like to know the correct way to rotary cut. We will cut strips, squares, half-square triangles, rectangles and more. Emphasis is on safety and accuracy. No project—just lots of practice cutting!

Tues. Jan. 14, 6:30-9:30 PM \$23

### ♥☀ Make Your Own Class

#### Cyndi Slothower

Are you stuck on a sewing or quilting project? Take some dedicated time to sew with other like-minded folks. Bring whatever you wish to work on and Cyndi will be available to assist. Bring a bag meal or money for take-out food. We'll get a lot done and have fun too!

Mon. Sept. 16, 4-9 PM OR

Sun. Dec. 8, 12-5 \$38

# Advancing On

## **New Skills: Harder Blocks**

### **Cyndi Slothower**

Do you have basic skills as a quilt maker but want to take your piecing up a notch? This series is what you have asked for. Join Cyndi once a month as she leads you through the piecing of harder blocks. Each class stands alone. Machine required. \$23/session

Thurs. Sept. 5, Oct. 3, Nov. 21, Dec. 19, Jan. 16, 6-9 PM

## ♥☀ **Free Motion Fundamentals**

### **Brynne Sigg**

Learn the very basics of free motion quilting. Brynne will include tips on how to choose a back, batting and thread. The class will also cover the basics of setting your tension and which quilt patterns work for different quilts. We will be doing basic free motion stitching which will include meandering and loops with different designs. A sewing machine in good working order is a must. Thurs. Sept. 5, 1-4 PM \$23

## ☀ **Stitcher's Garden—Block of the Month** **Kristin Thompson**

Create a beautiful quilt while learning more about your sewing machine and many different presser feet. Try out those decorative stitches you have always wanted to use with guided instruction and hands-on practice. Each month for 12 months explore a new technique like machine appliqué, couching, pintucking, candlewicking, even sewing on a button by machine. Open to all makes and models of sewing machines and you may join at any time. In September you will make Block # 1. Sun. Sept. 22, Oct. 20, Nov. 24, Dec. 15, Jan. 19, 12-4 PM \$30/session

## ☀ **Trapunto Three Ways**

### **Molly Waddell**

Do you want to add some dimension and texture to your work? Trapunto is Italian for stuffed work. This timeless technique is easily achieved. In this class you will learn trapunto, shadow applique with trapunto, and thread painting on trapunto. Once you learn these techniques you will be adding texture to many of your quilts. Machine required.

Sat. Sept. 28, 10:30 AM-4:30 PM

\$45

## ☀ **Beyond the Basics: Free-Motion Quilting** **Brynne Sigg**

Ready to do more than just meander free-motion quilting? This class is for you. We will be quilting on practice sandwiches using a number of different free-motion patterns. A basic knowledge of free-motion quilting and a previous beginning quilting class required. Machine required.

Thurs. Oct. 3, 1-4 PM

\$23

## ☀ **Various Edge Finishes**

### **Molly Waddell**

A quilt is not complete until the edge is finished. There are many options that one can consider when finishing a quilt. In this class Molly will teach you how to make Prairie Points, Scallops, Knife Edge, Faced Edge, etc. and how to do a perfect Double Fold (French) binding. You will make samples of each technique in this class. Machine required.

Fri. Oct. 11, 10:30 AM-4:30 PM

\$45

## ☀ **Scalloped Edges**

### **Kaye Tea**

Here's something different for the borders of your quilts - scalloped edges! We'll use the Easy Scallop tool and learn to cut and sew bias strips for binding. Tool and machine required.

Thurs. Oct. 24, 10:30 AM-1:30 PM

\$23

## ♥ **Intro to Machine Quilting**

### **Cyndi Slothower**

So many quilt tops, so little time! Learn the basics of machine quilting, both straight line and free motion, then go home and finish some quilts! Machine required.

Mon. Dec. 2, 5-9 PM

\$30

## ☀ **Faux Piping**

### **Denise Lentini**

Add some pizzaz to your bindings with piping. This class will teach you how to create a binding with a pop of color all in one step. Students should have experience creating and applying binding, mitered corners and invisible joining. Machine required.

Thurs. Jan 16, 10 AM-1 PM

\$23

**Is your machine heavy? Use a classroom machine for FREE! Reserve one when you sign up for a class.**



## Hand Work

### ♥☀ A Dog's Life Kristin Thompson

A class for anyone who would like to learn some simple embroidery stitches to do by hand. We will focus on the stitches used in our new adorable block of the month *A Dog's Life*, though the skills are appropriate for any number of projects. Great for beginners.

Sat. Sept. 21, 1-4 PM

\$23

### ♥☀ Intro to Hand Appliqué Kristin Thompson

Hand appliqué is wonderful to see, a pleasure to do, and it's portable! Imagine what you can accomplish with a take along appliqué project to keep your hands busy. Learn the techniques that will get you hooked. With Kristin's help you will learn while having lots of fun! Pattern required.

Thurs. Sept. 26 and Oct. 10, 1-4 PM OR

Fri. Jan. 17 and 31, 3-6 PM

\$45

### ♥ Monthly Bliss 3 Sharon Stroud

Can one ever have too much bliss in their lives? Hand-piecers don't think so! Starting in October, you can join Sharon for Monthly Bliss 3: 18 new hand pieced blocks you wouldn't want to piece by machine. And fabric selection is so easy! To make the blocks, this one requires only a background plus three different colors! Never hand-pieced before? No worries--we'll be starting from the beginning to ease in those new to hand-piecing. Come on--be a Bliss-ter! Patterns provided.

First Tuesdays 6:30-9:30 PM

beginning October 1 for a total of 10 months.

\$280 includes patterns

(can be paid in two installments)

### ☀ Bluebird Happiness Sharon Stroud

Needleturn appliqué will turn this simple design into something fabulous. Only seven pieces are used to make this wall hanging, and who could resist those cute birds? Choose your favorite color scheme. This workshop would be best for those who have some needleturn appliqué experience, but you don't have to be an expert! Learn lots of tips for appliqué at its finest while having fun!

Sat. Dec. 7, 10 AM-4:30 PM

\$49

## Animal Friends

### ☀ Studio with Debbie Butler-Miller

Get help from Debbie to work on your animal portrait from her "My Best Friend" class.

Sun. Sept. 8, 12-4 PM \$30



### ♥☀ My Best Friend Debbie Butler-Miller

Capture your best friend forever in fabric! It's the only quilt where a stray dog or cat hair is a good thing. In session 1 you'll piece your portrait. In session 2, thread painting will bring it to life with dimension and shading. **Photos of your furry friend must be emailed to Debbie by Jan. 10** to allow her to create your pattern. Machine required.

Sat. Jan. 25 and Feb. 1, 11 AM-4 PM

\$75

## Machine Embroidery Block of the Month

### ☀ Cat's Meow Block of the Month Gail Carman

Learn to machine appliqué in an embroidery hoop, or refresh your skills making this adorable cat quilt or wall hanging. Kits are available or select your own fabrics. Pattern and embroidery machine required.

\$23 per session

Fri. Nov. 22, 10 AM-1 PM

Fri. Dec. 20, 10 AM-1 PM

Fri. Jan. 17, 10 AM-1 PM

## Featherweight

### ♥ Care and Feeding of Your Featherweight Sharon Stroud

This is an essential class for all Featherweight owners. You will learn to clean and oil your machine, where to lubricate, how to do simple repairs and more. This is for the old black Singer Featherweight machines only.

Tues. Dec. 10, 6:30-9:30 PM

\$23

**You can sign up online!**  
[www.e-quilterscorner.com](http://www.e-quilterscorner.com)

# Art Techniques

## ♥ Threadpainted Leaves

**Cyndi Slothower**

Begin with a leaf from your yard or one provided and learn to use your sewing machine to paint with thread. It's easier than you think and a great embellishment technique. Machine required.

Thurs. Oct. 10, 6-9 PM

\$23

## ♥ Random Acts of Piecing (Improv Piecing)

**Ruth White**

Tired of always cutting perfectly straight lines? Want to add spontaneity to your piecing? Try the improvisational approach used by the Gee's Bend quilters and adapted by such quilt luminaries as Nancy Crow and Ricky Timms. We'll cut free-form strips and curves using scissors and/or rotary cutters to create your own unique quilt top. Beginner to advanced. Machine required.

Fri. Oct. 11, 7-9:30 PM

\$19

## ♥ Holey Quilts! (Holes and Windows in Quilts)

**Ruth White**

Ruth sometimes adds 'windows' in her quilts to show off a special backing or creates complete holes to add a different form of dimensionality. She'll show her methods and many examples. You can try this on your improvisational quilt top (from the Random Acts of Piecing class), to another quilt top or to a whole-cloth piece of fabric. Beginner to advanced. Machine required.

Fri. Oct. 18, 7-9:30 PM

\$19

## ♥ Let's Face It (Facing or Pillowcase Finishes)

**Ruth White**

Perhaps you don't want to 'frame' a quilt with binding or you have a tricky, irregular edge that would be difficult to bind. Add two alternative techniques for finishing quilts to your repertoire: facing and pillow-casing. You can face your improv quilt (from the Random Acts of Piecing class) or bring another quilt to finish by facing or an unquilted quilt top you want to pillowcase. Beginner to advanced. Machine required.

Fri. Nov. 8, 7-9:30 PM

\$19

## Ithaca Modern Quilt Guild

Meetings are the first Sunday of every month from 1 to 3 PM at Quilters Corner.

All are welcome. Bring a show and tell!

## Cutting Loose- Part 1

**Joanne Wietgreffe**

For anyone who wants to have fun and cut loose and make a collage fusing scraps from your stash or colorful fat quarters. You'll assemble cut pieces of fabric on a muslin base to make a spiral quilt. Be creative and don't worry about seams matching or anything exact. When you have it all glued, you'll cover your masterpiece with tulle, then stitch your quilt and finish the edges. Joanne will show you easy spiral stitching to correspond with the design. Book and machine required.

Wed. Oct. 16 and 30, 5:30-7:30 PM

\$30

## Cutting Loose- Part 2

**Joanne Wietgreffe**

A continuation of the techniques learned in Part 1. Choose a design in the book, *Serendipity Quilts* by Susan Carlson and create your own interpretation using colors and fabrics that you enjoy. Freely cut fabrics to convey the elements in a design, then quilt and finish your masterpiece using free motion or regular stitching to enhance your design.

Joanne will help with choosing the type of quilting and edge finishing. Book and machine required.

Wed. Nov. 6 and 20, 5:30-7:30 PM

\$30

## ☀ Snapshot Landscape Class

**Sharon Bottle Souva**

Snapshot Landscape is an exploration of natural design, developed by the instructor as a result of many years working with fiber collage. We will start with simple sketches inspired by your photos or ideas. From these sketches, work directly on the fabric background in a collage technique allowing for the small original piece (approximately 24" x 9") to be near completion at end of class. Original designs, fabric choices, rotary cutting, fusing, direct appliques and free motion quilting are all discussed and used in class. Machine required.

Tues. Oct. 29, 10:30-4:30 PM

\$45

## ♥☀ Op Art

**June Silberman**

Here is an opportunity to make an abstract quilt. Using 8 inch blocks, a little bit of sewing and cutting away some of the fabric, different colors and eventually different patterns emerge. This little gem will finish at 24" square. Machine required.

Tues. Nov. 12 and 19, 9:30-11:30 AM

\$30





# Gifts & Fun Things

## ♥☀ Locker Hook Rug

**Rhonda Poyer**

Make a colorful cotton rug in your choice of tones and patterns. Use your "oops" or leftover fabrics, filling in with new finds as well. The perfect portable project evolves as you add colors. This class will get you started with all you need to know. It may be hard to stop! Machine required.

Sat. Sept. 7, 10 AM-1:30 PM

\$27

## ♥☀ Fabric Greeting Cards

**June Silberman**

Have fun making a one-of-a-kind greeting card. June will provide basic instructions and a kit with all the supplies needed to complete two quilted greeting cards - one for class and one to make at home. Sewing machine and basic knowledge of it's use required. Kit fee to instructor - \$5.00.

Tues. Oct. 8, 9:30-11:30 AM

\$15



## ♥☀ Taffy Pouch

**Rhonda Poyer**

This is an easy and quick zippered pouch. Shaped like a piece of wrapped candy, it can be used to hold sewing or travel supplies. Make it out of holiday fabric and it becomes the wrapping paper. Pattern, rotary cutting skills and sewing machine required.

Fri. Oct. 18, 2:30-5:30 PM

\$23

## ♥☀ Take Four Placemats

**Gail Carman**

Start with four fat quarters and make a set of four coordinated placemats! Learn how to "stack and whack", set a seam, lock seams for sewing, free motion quilt and bind. Pattern, machine required.

Sat. Oct. 19, 11 AM-4 PM

\$38

## ♥☀ Circle Runner

**Rhonda Poyer**

You'll become addicted to circles as you make a quick and easy table runner. You only need to stitch out circles and then sew them together to complete your project. Sewing machine required.

Sat. Oct. 27, 12:30-3:30

\$23

## ♥☀ Advent Calendar

**Rhonda Poyer**

Do you have an advent calendar panel tucked away just waiting to be stitched, but need a little help to get started? With dedicated time to work on it and someone to answer your questions, you're sure to be on your way to hanging up the calendar this December. Machine required.

Sun. Nov. 10, 12-4 PM

\$30

## ♥☀ Card Holder

**Rhonda Poyer**

Here's a new way to display your holiday cards. Turn flying geese blocks into trees in only five minutes per block! This will look lovely hanging on your wall with or without cards. Book, rotary cutting skills and sewing machine required.

Thurs. Nov. 14, 10:30 AM-1 PM

\$19

## ♥☀ Sleigh Bells Stockings

**Rhonda Poyer**

Replace the store bought stockings in your home with handmade ones. We'll start with the Simple Style option in class to learn basic construction. Then you'll be able to mix and match fabrics and styles to create one of a kind stockings for each one in your family. Pattern and machine required.

Sun. Nov. 17, 12:30-3:30 PM

\$23

## ♥☀ Popcorn Bowl

**Kristin Thompson**

A fun, big and beautiful bowl using precut 2 1/2" fabric strips, a little sewing and simple crochet. No experience necessary. Pattern required.

Thurs. Dec. 5, 10:30 AM-4:30 PM

\$45

## ♥☀ Easy Striped Table Runner

**Kristin Thompson**

Use stripes and border prints to make a table runner or set of placemats—or both, with just a few cuts and sewing only six seams. Ruler, pattern and machine required.

Sat. Dec. 14, 12-3 PM

\$23

## Sew 'n' Sews:

### Open sewing time at Quilters Corner!

Tuesdays and Wednesdays from 12-4.  
Machines are available and the irons are on.  
Reserve a space by the day, 266-0850  
It's FREE!

## New Owner Classes

### ♥☀ PFAFF and Baby Lock Sewing Machine New Owner Classes

*We are committed to helping you learn the features of your new computerized sewing machine. Second helpings are welcome and cheerfully served. Each session is FREE w/machine purchase from QC or \$125. If you do not see your model listed, please call for an appointment.*

#### **Baby Lock Melody, Elizabeth, Tempo, Sophia 2 and Ellure Plus** **Pat Miller**

Fri. Nov. 22, 2-6 PM

#### **Baby Lock Ellure Plus and Sophia 2 Embroidery Functions** **Linda VanNederynen**

Thurs. Oct. 17, 9 AM-12 PM

#### **Baby Lock Sergers, Self-Threading** **Linda VanNederynen**

Thurs. Oct. 3, 1-4 PM

#### **Baby Lock Ellisimo, Ellageo, Unity (A and B) Symphony and Crescendo (A only)** **Linda VanNederynen**

##### **A. Basic Operation, learning icons, feet**

Thurs. Oct. 24, 9 AM-12 PM

##### **B. Embroidery**

Thurs. Oct. 24, 1-4 PM

#### **PFAFF Expression 2.0, 3.0, 4.0, Creative 2.0, Ambition 1.0 and 1.5**

##### **Cyndi Slothower**

Mon. Sept. 9, 12:30-4:30 PM OR

Sun. Nov. 17, 12:30-4:30 PM

#### **PFAFF Creatives**

##### **Gail Carman**

##### **A. Basic Operation, learning icons, feet**

Fri. Sept. 13, 1-4:30 PM

##### **B. Special Techniques**

Fri. Sept. 20, 1-4:30 PM

##### **C. Embroidery and Precise Positioning**

Fri. Oct. 11, 1-4:30 PM

## Sergers

### ♥☀ Absolutely Beginning Class for Sergers **Nancy Crouch**

This class is for anyone who has a serger and needs help from the very beginning: basic threading, inserting needles, checking tensions. Class size is kept small. Serger required.

Sat. Oct. 26, 1-4 PM

\$23

### ♥☀ Make Friends With Your 4 Thread Serger **Nancy Crouch**

Increase your four-thread serging skills: more threading, changing needles, stitch length and width, turning inside and outside corners, making circles, even a casing. Serger required.

Fri. Dec. 6, 9:30 AM-12:30 PM

\$23

### ♥☀ More Serger Techniques **Nancy Crouch**

Three and four thread serger users will learn rolled hems, flatlock, faux blanket stitch and more. Serger required.

Fri. Dec. 6, 1:30-4:30 PM



### ☀ The Next Serger Steps **Nancy Crouch**

A more advanced class covering such things as chain stitch, rolled hem, flatlock, cover stitch if your machine is able. Add some lace, create your own faux or real wired ribbon and more. We will also be using some different threads. Serger required.

Fri. Dec. 13, 9:30 AM-12:30 PM

\$23

### ☀ Cover Stitch and Chain Stitch **Nancy Crouch**

This class is for Cover Stitch & Chain Stitch Serger machines ONLY. Learn to use these stitches, while creating more than just a seam.

Fri. Dec. 13, 1:30-4:30 PM

\$23

### ☀ Play With Serger Feet **Nancy Crouch**

This hands-on class will give you confidence with some of the specialty feet in the Baby Lock Accessory Feet Packages including the Lace, Ruffling, Blindhem, Beading, Cording and Elastic feet. Serger and specialty feet required.

Fri. Jan. 3, 10 AM-4:30 PM

\$49



# Terrific Totes

## ☀️ **Suzy's Sack**

**Rhonda Poyer**

A fun little zippered bag to hold essentials. It's style is reminiscent of a paper lunch bag. Pattern, rotary cutting skills and sewing machine required.

Fri. Sept. 27, 2:30-5:30 PM

\$23

## ☀️ **Cancun Clutch**

**Kaye Tea**

Have fun making this adorable, useful bag that can be a clutch purse or a travel cosmetic bag. Great for gift giving. Pattern and machine required.

Fri. Oct. 4, 12-4 PM

\$30

## ☀️ **Birdie Sling**

**Kaye Tea**

This honey of a sling holds everything. Modern styling and dynamic proportions will make this one of your favorite carry-all bags. Make it using modern fabrics or beautiful batiks. Pattern and machine required.

Thurs. Oct. 17, 10:30 AM-4:30 PM

\$45

## ♥️☀️ **The Mighty Tote**

**Kaye Tea**

Are you thinking about jumping into bag making? Get started by taking this class! Kaye will walk you through the steps of making this fun and useful tote. Pattern will be provided and beginners are most welcome. Machine required.

Fri. Oct. 25, 12-4 PM

\$30

## ♥️☀️ **Laminated Cloth Tote Bag**

**Valerie Leftwich**

Make a fun waterproof bag for swimming, a carry-on bag, or a bag just to haul all your stuff. It's so easy, you will complete a bag in class, then want to make more! Machine required.

Fri. Nov. 1, 10 AM-12 PM

\$15

## ♥️☀️ **Laminated Cloth Zippered Pouch**

**Valerie Leftwich**

Make two different pouches in one class! These are so cute and so practical that you will want to make many more. Machine required.

Fri. Nov. 1, 1-3 PM

\$15

## ☀️ **Barbados Bag**

**Edith Johnston**

Here is another cross body bag that is so very cute and functional. There are pockets outside, as well as several side pockets inside. This bag is fat quarter friendly or pick your favorite half yard pieces. Rotary cutting skills and sewing skills are needed. Pattern and sewing machine required.

Thurs. Nov. 7, 10:30 AM-4:30 PM

\$45

## ☀️ **Hampton Weekend Bag**

**Kaye Tea**

A sophisticated slouch bag with a roomy interior and beautiful O rings highlighting the wide strap. This would be a great school or work bag. Can be constructed in one class. Pattern and machine required.

Thurs. Nov. 21,

10 AM-4 PM

\$45



# Fashion

## ☀️ **A-Line Skirt**

**Linda Van Nederynen**

Get ready, set, sew....a simple A-Line skirt! Referring to Jona Giammalva's book, *The Essential A-Line*, Linda will guide you through the very simple steps to create your own one of a kind skirt. The book contains 17 "flirty" variations to choose from. When you experience the ease of this project, you may not be able to stop at sewing just one! Book required.

Thurs. Sept. 26 and Oct. 3, 9 AM-12 PM

\$45

## ☀️ **A Little Something Jacket**

**Edith Johnston**

Update your wardrobe with this cute unlined jacket. There are four versions from which you can select. Our cotton batiks or fun prints are

perfect to accent your fashion sense. Pattern and machine required.

Thurs. Dec. 12, 10:30 AM-4:30 PM

\$45



# Sew Many Quilts

## ♥☀ Ups and Downs

**Sjoukje Schipstra**

Ups and Downs (or Life As We Know It) is a great stress buster, because the sewing is so easy. It's wonderful as a scrap quilt or in batiks, and would also be striking as a two-color quilt. The blocks can be set in many different ways to create different looks. Size: 83"x100". Machine required. Sat. Sept. 14, 10:30 AM-4:30 PM \$45

## ♥☀ Four Patch Posies

**Cyndi Slothower**

Make a gorgeous quilt using only one print for all the blocks! You will carefully line up repeats in the print, cut through four layers, choose your favorite kaleidoscope and sew. This is an easy version of "stack and whack". Pattern and machine required. Mon. Sept. 23, 10:30 AM-4:30 PM \$45

## ♥☀ Modern View

**John Kubinieć**

This is a quick and easy pattern – great for the beginning quilter, and for the advanced quilter who wants to work with the newer contemporary fabric lines. It would also look great with any large scale prints (Kaffe Fasset) or Asian Fabrics. This pattern originally appeared in the January/February 2013 issue of McCall's Quilting. The quilt can be made as a queen size or throw size. Pattern and machine required. Sat. Oct. 12, 10:30 AM-4:30 PM \$45



## ☀ Quilts Without Corners

**Gail Carman**

Learn how to make a quilt that can be used as a table topper, wall hanging or tree skirt. Cheryl Phillips uses a 10 degree wedge ruler to create many different designs in her book *Quilts Without Corners*. The first session is for sewing the strip sets together, which must be done before the 2nd session, DO NOT CUT YOUR STRIPS OUT BEFORE CLASS. Book and machine required. Sat. Oct. 26, 10 AM-12 PM and Sat. Nov. 9, 10 AM-4 PM \$60

**Use a Pfaff or Baby Lock classroom machine for FREE! Reserve one when you sign up for a class.**

## ☀ Seashell

**Mary Louise Gerek**

*Seashell* explores variations found when rotating and mirroring Mary Louise's original block design. The block is a half-square triangle with nonsymmetrical segments.

Inspired by the seashell shapes emerging from the design, the overall diagonal lines are enhanced by playing with values. *Seashell* instructions are written using templates for cutting and straight piecing. Students are expected to purchase the pattern in time to make the templates prior to class, following the instructions in the pattern. This gives us more time to sew. Pattern and machine required.

Sat. Nov. 2, 10 AM-4 PM

\$45



## ☀ One Block Wonder Studio

**Valerie Leftwich**

Bring your one block wonder in progress-it should be ready to place on the wall for designing the flow of your quilt. Machine required.

Mon. Dec. 2, 12-4 PM

\$30

## ♥☀ One Block Wonder

**Valerie Leftwich**

Choose one great fabric and one block shape and make a one-of-a kind quilt. There is no fussy cutting and the piecing is simple without Y-seams. Bet you can't make just one! Book and machine required.

Sat. Jan. 4, 10:30 AM-4:30 PM

\$45

## ♥☀ Stripes Squared

**Rhonda Poyer**

This is a great design to use with your collection of striped fabrics. We'll use triangles and trapezoids to create a multidimensional effect. Choose to make any size from baby to queen. Pattern, rotary cutting skills and sewing machine required. Fri. Jan. 10, 2:30-5:30 PM \$23

## ☀ 3D Bow Tie

**Rhonda Poyer**

Have you been wondering what to do with the adorable mini charms? Stitch up a wall hanging adorned with fun bow ties! The three dimensional blocks are quick to make. It's easy to adapt this to a larger quilt. Booklet, rotary cutting skills and sewing machine required.

Sun. Jan. 12, 12:30-3:30 PM

\$23



## More Quilts!

## 5D Software

### ☀ Infinite Possibilities

**John Kubinieć**

Easily sew curves and have fun designing your own quilt. You will make and alter a Drunkard Path block, then see what you can create. No pattern required - it's time to have fun playing with blocks. John's Red and White quilt was featured in the January/February 2013 issue of McCall's Quilting - make one like it, or use your favorite fabrics. Pattern and machine required.

Sat. Jan. 11 and 18, 10 AM-1PM \$45

### ☀ English Flower Garden—Machine Appliqué

**John Kubinieć**

Learn to machine appliqué using this pattern that was popular in the 1930s. A sewing machine with a basic zig-zag stitch is required, and more stitches means more fun! Different techniques for stabilizing the fabric will be demonstrated as well as how to incorporate different machine stitches (zig-zag, satin stitch, invisible stitch, blanket stitch). Book and machine required.

Sat. Jan. 11 and 18, 2-5 PM \$45

### ♥☀ Tweaked Log Cabin

**Sharon Bottle Souza**

Sharon will take you from the traditional log cabin pattern to an innovative design through a series of exercises. We will explore block design, color, value, fabric choices, and composition while starting a small wall quilt. Whether you are new to quilting or have been eager to try something new, come play. Machine required.

Wed. Jan. 22, 10:30 AM-4:30 PM \$45

### ☀ Crazy Curves

**Rhonda Poyer**

Take the fear out of sewing curves and sew them with only one pin! Learn to sew quarter circles cut from the Crazy Curves template. Turn the blocks to create half or whole circles or curving paths. Template, machine, rotary cutting skills required.

Sun. Jan. 26, 12:30-3:30 PM \$23

E.A.T. CLUB (Exploring Advanced Techniques) is a group that meets monthly to share machine techniques. If you enjoy researching and trying new things with fabric and would like to share your work in progress and creative techniques, please come. Membership is free, but please call June to register at 607-257-0939. Meets the third Monday of every month at Quilters Corner from 1-3 PM

### ♥☀ 5D New Owners Training

**Linda VanNederynen**

5D Embroidery Extra owners: attend the first two sessions: \$150 or free with purchase.

5D Suite owners: attend four sessions to learn the basics of your software: \$250 or free with purchase.

A limited number of shop laptops are available to share or bring your own to the training.

#### **5D Lesson #1 and #2**

Tues. Oct. 1 and 15, 9-11 AM

#### **5D Lesson #3 and #4**

Tues. Oct. 22 and 29, 9-11 AM

### ☀ 5D Software Club

**Sandy Kadlecik**

Anyone with 5D is welcome to join anytime to learn more about their software. Bring laptops only. \$15 per session

Fri. Sept. 13, 10 AM-12 PM

Wed. Oct. 9, 9:30-11:30 AM

Wed. Nov. 13, 9:30-11:30 AM

Wed. Dec. 4, 9:30-11:30 AM

Wed. Jan. 15, 9:30-11:30 AM

### **CLASS POLICIES**

- *Payment must accompany class registration.*
- *You may withdraw from a class and receive a full refund up to one week before the class begins. After that time no refunds will be issued.*
- *We'll notify you and give a refund if we cancel a class.*
- *Be considerate of your teacher and other class members; please leave children and guests at home.*
- *We encourage you to make sure the class has the minimum enrollment before you purchase supplies.*
- *Sewing machines are available and free for class use; be sure to reserve one when you register.*
- *Remember to request your 10% discount when buying supplies for Quilters Corner classes.*
- *Please purchase supplies before class begins so you don't miss anything!*
- *If your class will be held outside of store hours, please use the back door near the parking lot. If it is locked, use the doorbell.*



518 W State St  
Ithaca, NY 14850  
M-F 10-6, Sat 10-5, Sun 12-4  
607•266•0850  
[www.e-quilterscorner.com](http://www.e-quilterscorner.com)

PRSRT STD  
U.S. POSTAGE  
PAID  
ITHACA, NY  
PERMIT NO. 780

**Don't miss out** on the latest QC news and tips! Email [quilters@e-quilterscorner.com](mailto:quilters@e-quilterscorner.com) and ask us to add you to our weekly email list. We'll never rent or sell your address.

### ***Come by and say hi!***

We'll be at these shows:

**Quilting Around Chautauqua 2013;** Sept. 27, 28 and 29; Chautauqua Institution, NY

**Tompkins County Quilters Guild Traditions and Beyond;** October 5 and 6; Tompkins Cortland Community College Field House, Dryden NY


**Keenan Quilters' Guild 2013 Quilt Show For the Love of Quilts;** November 1, 2 and 3; 433 Locust St, Lockport, NY 14094

### **We'll Be Closed**

- Labor Day, September 2
- Thanksgiving, November 27 & 28
- Christmas, December 23-25
- New Year's Day, January 1
- Inventory Day, January 6

*Did you know?*

## **Quilters Corner welcomes groups**



What you can expect:

- Open early to accommodate your schedule
- Goodie bags for everyone
- Light snacks provided
- Clean bathrooms
- Cold water to fill your water bottles
- Extra staff on hand to provide assistance
- Demonstrations provided upon request

Give us a call to schedule an outing your group will talk about for a long time: 607-266-0850.

The minimum group size is ten.