

518 W State (Martin Luther King Jr.) St
607•266•0850

www.e-quilterscorner.com
quilters@e-quilterscorner.com

QUILTERS CORNER HIGHLIGHTS

Quilters Corner Book Club – save on books
(p 4)

New Blocks-of-the-Month (p 2)

Santa's Sewing School
Friday, November 9 or
Saturday, November 10,
9-4 (p 6)

The latest patterns and
gadgets (pp 3-4)

**Software & Embroidery
Event** Friday, October
12 (p 5)

Classes! You can see
class samples and sign
up on our website. We
have over 70 classes
this session. (pp 8-15)

Book Look, Friday
October 18, 6-8. (p 4)

Fall Shop Hop
September 27-30 (p 7)

2013 Coupon Book
free Friday, November
23 – Sunday, November
26 when you bring in a
food or toiletry item for
the local food pantry:
\$10 after that. Limit one
per customer.

Gallery Night at Quilters Corner

Friday, October 5 & November 2

5-8pm

First Friday Gallery Night in downtown Ithaca is a community celebration showcasing the work of local artists. You will enjoy this monthly walkable tour of Ithaca art. Quilters Corner is one of over 20 sites to visit during the First Fridays Gallery Night. Please join us for the last two events of the year. The store will be open for late night shopping as we celebrate with an opening reception of wine and cheese.

October 5: **Wearable Art** by members of EAT (Exploring Advanced Techniques) Club. EAT is a group of sewers who have been meeting monthly at Quilters Corner since 1998. Each month one of the members teaches the others a machine sewing or quilting technique. It may be a technique she has used for ages, or something new she has been wanting to learn herself. For more info on the EAT club, contact alyce Anderson at 272-8188. The exhibit will hang through October 13.

November 2: **Stitching on State Street**
Stop by to jump start your holiday gift shopping! The multi-talented staff at Quilters Corner presents a variety of handcrafted gifts, quilted and otherwise, in all price ranges. The sale ends November 4.



by Priscilla Kibbee of EAT Club



*Start sewing on a Pfaff at a great
low price.*

PFAFF
Ambition Essential

ONLY \$699

through October 15

BLOCKS OF THE MONTH

SPRING BOUQUET

FROM EDYTA SITAR



Spring Bouquet is a splendid botanical appliqué quilt designed by Edyta Sitar. You can easily and quickly recreate this 72" x 72" masterpiece using richly colored batiks from her latest line of fabric. How can this be easy and fast? You will use precut, fusible backed appliqué pieces called Silhouettes. Just place the appliqué pieces on the background fabric, press, then stitch around the pieces. *NO* prep work, a huge time saver! Don't wait to place your reservation or you may miss out as kits will be limited. When you sign up, we recommend you purchase the background fabric to ensure the same dye lot for the entire quilt.

Here are the details:

Available starting in September, 2012.

Quilt pattern, \$25.

Charm pack for the checkered inner border, \$12.

11 months, precut/fused appliqué Silhouettes (9 blocks + 4 borders) \$32/mo.

The binding is included in the final month at no extra charge.

Save 10% when you pay for and receive the entire kit and background fabric at one time.

AUTUMN BEAUTY

CABINS IN THE WOODS



Our newest block-of-the-month, designed by Brynne Sigg and exclusive to Quilters Corner, is inspired by the greens, golds, reds and browns of a Fingerlakes fall. This queen-sized quilt with warm log cabin blocks and lovely maple leaves can be made by a confident beginner. It is 84"x96" and features a beautiful selection of batik fabrics. Someone you love will be snug and happy under this quilt. During this nine month program, you will receive all the fabric for the quilt top and binding. The monthly kits are \$25.00; the pattern is \$9 and sold separately.

YES, WE DO MAIL-ORDER!

www.e-quilterscorner.com

607-266-0850

Don't miss out on the latest QC news and tips! Email quilters@e-quilterscorner.com and ask us to add you to our weekly email list. We'll never rent or sell your address.

NEW PATTERNS



Rudolph & Friends is a family portrait of all Santa's reindeer, just in time for the holidays. This is a paper-piecing project and perfect for intermediate sewers. Our kit includes all the fabric for the quilt top and binding with a little something special to make Rudolph's nose shine bright! 30"x38"

Weekender Travel Bag

is a beautiful and practical travel bag from one of our favorite young designers, Amy Butler. Just perfect for a weekend getaway or a quilting retreat, it features a roomy inside with extra side pockets, decorative piping, and zipper closure. Kaye's shop sample is outstanding!



Dancing Umbrella is a wonderful quilt from Laundry Basket Quilts; Edyta Sitar proves once again that you really can mix batiks and printed fabric with great results. Use your favorite appliqué technique – fusible, machine or hand. Pattern, kit, and stencil to trace the umbrellas available. 45"x54"

Goodnight Moon is a cozy flannel robe for a cold winter night– just the thing for a special little person. The pattern has only three pieces and is simple enough for a beginning sewer. Change the collar and pocket shape and the robe is instantly perfect for boys or girls. Includes sizes from 5 to 10. Look for a class this fall.



NEW BOOKS



Best of Fons & Porter: Star Quilts is a wonderful collection of 27 star quilt projects for all skill levels. Whether you want to make a little quilt, a bed-size one, or something in between, you'll find plenty here. Lots of fabulous photos

illustrate special techniques step-by-step and the gorgeous quilts you can make.

Free Motion Quilting with Angela Walters

makes free motion machine quilting accessible and fun. Angela gives clear instruction on creating a quilting design, figuring out how to fill spaces, and how to combine two or more designs. The diagrams take you step-by-step through creating simple swirls, paisleys, circles, squares, vines, arcs and points. Photos of the designs on quilts are inspiring. This book is a great resource for every quilter seeking improved machine quilting skills.



A Bag for all Reasons by Lisa Lam delivers a comprehensive how-to on bag-making techniques. There are twelve gorgeous new designs. Some of the featured techniques include three different zipper insertions, three types of straps and two ways to finish edges. This book, a perfect companion to her **The Bag Making Bible**, is a must-have for beginners and experienced bag-makers alike.



NEW FABRIC

Here are some of the fabrics we're looking forward to this Fall. Jo Morton will be releasing two lines of her reproduction fabric this fall:

Leesburg and **Toasted**.

Fans of French General's beautiful red and neutral fabrics will love their **Chateau Rouge** line.

Some brights will be in: **Simply Color**, and


Juggling Summer.



For modern fabric, look for **Cuzco** from Kate Spain, **Indie** and **Rock and Romance** from Pat Bravo, as well as **Notting Hill** from Joel Dewberry.

Lots of flannel will be coming in, including **Shaded Oaks** and **Duck Duck Goose**.

We will be receiving charm packs and precut strips in batiks, lots of lines from Moda, and some from Kaffe Fassett.



Quilters Corner Book Look

a new quarterly event

Friday October 19, 6-8

Share your favorite quilting and technique books with new friends in this casual social gathering. Bring a favorite book and, if you have one, a sample or project to show from your book. There will be new releases available to browse and pre-order while enjoying light refreshment. Please RSVP so we have enough chairs and snacks. Free!



We love books and we know you do too!

Quilters Corner Book Club

Book Savings Program

- It's easy to sign up.
- It's free to join.
- Start a book club card that is kept at the shop.
- Each time you purchase a book we record the dollar amount on your book card.
- All full price, special order, discounted and sale books are included.
- When you buy six books, 10% of the total you spent will be applied to the purchase of your next book.

For example:

You bought a sale book for \$10, three for \$24, another for \$30, and one for \$18. The total for all six books is \$120. You will receive a \$12 discount on the purchase of your seventh book!

Then start a new card to collect more savings!

Limited Time Bonus Offer!

Start a QC Book Club card by October 31, 2012, and receive credit for 3 previous 2012 book purchases. You may already be halfway to receiving a nice book discount!

Special order books and NEVER pay shipping fees! We understand you have alternatives when it comes to buying quilt books. But did you know you can support your local quilt store when you special order most quilting and art related books and never pay shipping? Call us. We'll order your book and contact you when it arrives.

Soni Grint

Pfaff sewing educator

Soni has been sewing since she was eight. She's an expert sewer, a gifted teacher and has also been extensively involved in the development of sewing software.



Friday, October 12


Please join us for one or both sessions; \$10 for one session or \$15 for both.

9:30-12:30 : What can I do with an embroidery machine?

Join one of the most talented sewing educators in the industry as she shares her personal trunk show filled with creative ways to use an embroidery machine. Whether you already own an embroidery machine or are starting to think about the possibility, Soni will provide helpful tips for successful embroidery, show you the best ways to add your own touches to purchased garments, and excite you with terrific embroidery possibilities. You'll be amazed at all the things an embroidery machine can sew easily with the touch of a button. No matter what type of machine you sew on, you will take home some great ideas for your next project.

Special prices on all embroidery machines, hoops, stabilizers and threads for those who attend. Open to all makes and models of sewing machines.

2:00-5:00 : Why do I need embroidery machine software?



Soni spent many years working on the development of sewing machine software. Learn from the expert as she walks you through the advantages and creative opportunities that are available. Soni will have you easily understanding the basic concepts and possibilities by the close of the session. Even if you already use sewing machine software, we guarantee you will leave with more than a few handy tips for your next project. Special prices on 5D sewing machine software for those who attend. Open to all makes and models of sewing machines.

Door prizes and light refreshments. As a thank you for coming, we'll give you a \$10 gift certificate for each session you attend; attend both sessions for \$15 and receive a \$20 gift certificate.



The deal you've been waiting for...

\$200 REBATE*

on the QUILT EXPRESSION 4.0

*Mail-in rebate offer valid on the purchase of a QUILT EXPRESSION™ 4.0 sewing machine between October 1-31, 2012. Rebate form must be postmarked by November 15, 2012.

Santa's Sewing School

Friday, November 9 or
Saturday, November 10, 9-4



Treat yourself and bring a friend too! You won't want to miss this year's Santa's Sewing School; we have sew much planned for you.

Join us for a day of fun, sewing quick & easy projects perfect for gift giving. We will have round-robin demonstrations of the cutest little gifts ever. Lunch will be provided. You will receive a packet full of information including free patterns, holiday recipes, surprises and more! The \$75 registration fee includes supplies for all projects, lunch, gifts, snacks, and surprises. Stop in the shop or visit us on line to see some of the projects offered. Sign up today, space will be limited.

LED Task Lamp

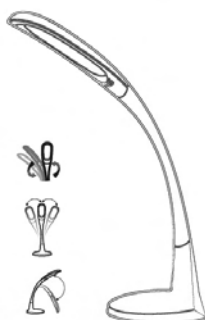
from Stella Lighting



3 Color Spectrums
5-Level Dimming
Long Life
Easy Transport
No Bulb Replacements
Energy Efficient

**SPECIAL
INTRODUCTORY
PRICE**

only \$199
through October 31



Coming in December

Let us help stuff your stocking. This December during our **12 Days of Discounts**, we'll be offering special savings on twelve gifts chosen especially for quilters and sewers. Each day's special will be announced by email; be sure you're on our email list so you don't miss out! Just email us at quilters@e-quilterscorner.com and ask to be added to our email list.

SLOW-COOKER PUMPKIN CHILI

8 oz ground beef or turkey

1 C chopped onion

1 small poblano pepper, chopped

1 T minced garlic

2 T chili powder

1 15 oz can of tomato sauce

1 15 oz can crushed tomatoes

1 15 oz can of black beans, red kidney beans, or garbanzo beans

1 C solid pack pumpkin

2 t cumin (optional)

1 t chipotle powder (optional)



Brown the ground meat then add the onion, garlic, and pepper and cook for 2-3 minutes longer.

Transfer the ground meat mixture to the slow-cooker, add the remaining ingredients and stir to mix.

Cook on medium heat for 2-3 hours or low for 4-5 hours.

(Alternative cooking method: Use a large skillet to brown meat, onion, garlic & pepper. Add remaining ingredients to skillet and simmer for about 40 minutes.)

Garnish your tasty chili with a dollop of sour cream and a sprinkling of cilantro, serve with a nice warm loaf of bread, and enjoy!

What's Cooking at the Quilt Shops?

Over \$2500 in prizes!

You could win the Grand Prize **The Ultimate Take-out**. Visit all 9 shops and win a \$40 finishing prize. Free patterns, recipes, & fun! Passports, \$5, on sale now. Proceeds benefit local food pantries.



Appetizers	Mission Rose Quiltery 456 S. Main St., N. Syracuse
Soup	Cottons, Etc 101 Genessee St., Wampsville
Bread	Quilters Corner 518 W. State St., Ithaca
Vegetables	Tiger Lily Quilt Company 809 Court St., Utica
Pasta	Cazenovia Fabric 45 Albany St., Cazenovia
Cheese	Patchwork Plus 2532 Cherry Valley Tpke, Marcellus
Fruit	Ivy Thimble Quilt & Gift Shop 5 Railroad St., Victor
Dessert	Patricia's Fabric House 333 W. Commercial St., E. Rochester
Coffee	Calico Gals 3906 New Court Ave., Syracuse

Ithaca Modern Quilt Guild forming!

First meeting, Tuesday October 30, 5:30-7:30

Modern quilting is a rapidly growing new movement in the quilting world. The Modern Quilt Guild developed out of the thriving online community of modern quilters and their desire to start meeting in person. The first guild was formed in Los Angeles in October 2009. There are now over 100 chapters, with one of the newest being our own Ithaca Modern Quilt Guild. Quilters Corner is very excited to encourage and promote this movement, and has offered our roomy classroom as a meeting space. Modern quilting is characterized by bold, graphic, functional quilts, often with simple piecing, large scale prints and solid fabrics. Influenced by modern art and architecture, it embraces simplicity and minimalism. Modern quilters tend to be relaxed about rules and enjoy experimenting. The open spaces in the quilts highlight the quilting stitch as an important design element. Like quilters of all eras, modern quilters use the colors and styles of their time to express themselves creatively while finding friendship and community along the way.

The first meeting of the new Ithaca Modern Quilt Guild will be at Quilters Corner on Tuesday, October 30 from 5:30-7:30 PM. All are welcome and encouraged to bring quilts to show and tell. Those attending will decide on future meeting times and frequency.

Quilters Corner Classes for Fall 2012

It's Fall—that means back to school! Give yourself some time to learn new skills. Stop by the shop to register, pick up the phone, 607-266-0850, or visit our website www.e-quilterscorner.com.

Key: ♥ = great for beginners ☀ = offered during daylight hours

Getting Started

♥ Absolutely Beginning Sewing Machine Operation Linda VanNederynen

For those with little or no experience with a sewing machine, we'll start with turning it on, threading, winding a bobbin, attaching feet and accessories. Maintenance, adjusting tension, selecting stitches and stitching them out will also be covered. Don't have a sewing machine or thinking about a new one? Use ours to help you make a good decision.
Tues. Oct. 2, 6-9 PM \$20

♥☀ Beginning Quiltmaking Cyndi Slothower

This class will give you a solid introduction to quilt making. We will focus on different techniques each session (rotary cutting, squares, triangles, stars) while making blocks for a sampler wall hanging or quilt. The later sessions will cover setting, basting, machine quilting and binding. Roll up your sleeves and take the leap. You may never be the same! Machine required.
Mon. Oct. 1, 8, 15, 22, Nov. 5, 12 and 19
Daytime 9:30-12:30 OR evenings 6:30-9:30 \$137

♥ Learn to Sew Linda VanNederynen

Master the basics of sewing and create beautiful items for yourself and your home. Learn how to operate and maintain a sewing machine. You will make a simple gift bag and a pillowcase, then Linda will teach you to read clothing and home dec patterns and you will make a project of your choice using newly learned sewing skills. Let's sew! Machine required.

Wed. Nov. 7, 14, 21 and 28, 6-9 PM \$78

♥ Rotary Cutting 101 Sharon Stroud

This class is for everyone, beginners and up, who would like to know the correct way to rotary cut. We will cut strips, squares, half-square triangles, rectangles and more. Emphasis is on safety and accuracy. No project—just lots of practice cutting!
Tues. Nov. 13, 6:30-9:30 PM \$20

♥ Creative Quilt Labeling Sharon Stroud

Learn to embellish your own handwriting and experiment with inking simple flowers, vines and leaves. You'll need to bring a Pigma pen in the color of your choice and all other materials will be furnished including handouts and prepared fabric. This is a fun and eye-opening workshop—it leads to all kinds of creativity! The techniques learned can be translated into creative quilt labels, friendship or signature quilts, and beautiful gifts. Don't leave your quilts naked—finish dressing them with a custom label! Class fee includes supplies.
Tues. Sept. 18, 6:30-9:30 PM \$22

♥☀ Binding Basics Denise Lentini

Finish quilts with great looking bindings. Learn to make bias and straight grain binding, overlapped or mitered corners and lump-less joints. Binding by hand and with a machine will be covered. You will create mini samples to serve as future reference tools. Machine required.
Thurs. Sept. 27, 10 AM-1 PM OR
Fri. Jan. 11, 2:30-5:30 PM \$20

♥☀ Color Confidence Kaye Tea

Create beautiful quilts and projects you love by learning about color and fabric "personality". This class will help you broaden your color experience and stretch your colorful imagination as you learn about value and how to create beautiful color combinations for your quilts.
Sun. Oct. 7, 1-3:30 PM \$17

♥☀ Basic Skills of Quilt Making Edith Johnston

This class covers the basic skills of making a quilt. We will rotary cut and piece traditional blocks, sash, border and baste. You will learn to machine quilt and bind your small quilt. Plan to put together basic quilt supplies and use your machine or a classroom machine. \$69
Thurs. Oct. 25, Nov. 1 and 8, 6-9:30 PM OR
Thurs. Nov. 29, Dec. 6 and 13, 10:30 AM-2 PM

Hand Work

♥ Hand Quilting Without a Hoop

Sharon Stroud

Whether you've just finished your first quilt top and are ready to learn to quilt, or just want to improve your quilting stitch, come learn a unique way to quilt without poking your underneath fingers and without a hoop or frame. (It is not stab stitch.)

Basting, marking methods, echo quilting, thread and batting are covered as well as the quilting stitch. Fee includes a prebasted quilt sandwich.

Roxanne thimbles may be purchased for this class at a 15% discount.

Fri. Sept. 28, 10:30 AM– 5 PM \$42

♥☀ Intro to Hand Appliqué

Kristin Thompson

Hand appliqué is wonderful to see, a pleasure to do, and it's portable! Imagine what you can accomplish with a take along appliqué project to keep your hands busy. Learn the techniques that will get you hooked. With Kristin's help you will learn while having lots of fun! Pattern required.

Thurs. Sept. 20 and Oct. 4, 5-8 PM \$39

♥ A Green Thumb for Everyone!

Sharon Stroud

Don't like getting your hands dirty? An applique garden is right up your alley! Needleturn applique combined with an overlay placement system make these flowers come to life. One block per month will see your garden growing, and best of all-- these flowers will never wilt and die! Join Sharon once a month to hone your applique skills and have a great time. Pattern included in class fee.

Tues. Oct. 2, Nov. 6, Dec. 4, Jan. 8, Feb. 5, Mar. 5, Apr. 2, May 7, June 4 and July 2, 6:30-9:30 PM
\$210 (may be paid in two installments)

Featherweight

♥ Care and Feeding of Your Featherweight

Sharon Stroud

This is an essential class for all Featherweight owners. You will learn to clean and oil your machine, where to lubricate, how to do simple repairs and more. This is for the old black Singer Featherweight machines only.

Tues. Oct. 9, 6:30-9:30 PM \$20

Artful Techniques

♥☀ Thread Painting

Debbie Butler-Miller

Learn to "paint" with your needle! Debbie will supply two "practice sandwiches" with designs transferred. After explanation and demonstration of her thread painting technique, you will practice, practice, practice! Machine required.

Sat. Oct. 13, 9:30 AM-12:30 PM \$23

♥☀ Curvalicious Journal Quilts

Ruth White

Learn 3 different methods of free-form curved piecing as you create a journal-sized quilt.

You'll cut gentle curves free-hand with your rotary cutter or with scissors then stitch them together. You can stitch wilder curves using a combination of appliqué and piecing--"appliecing", then you'll learn how to make more complex curves using freezer paper templates. For this class you'll use the supplied pattern, but I'll touch on creating your own designs. Basic sewing skills and machine required.

Sat. Oct. 20, 10:30 AM-4:30 PM \$39

♥☀ Squiggles: Reverse Applique Technique

Kris Gregson Moss

Kris is a fiber artist from Glens Falls who loves to teach others about the use of colors, fabrics and construction techniques. In Squiggles, students at all skill levels will explore colors, couching and a bit of quilting while making a small art quilt. It will be nearly ready to hang by the end of class. Machine required.

Sun. Oct. 28, 12:30-4:30 PM \$30

♥☀ Design Exploration

Sharon Bottle Souva

Explore your own voice in quilt making and develop ideas for unique designs that are successful. We will begin with a review in color theory and exploration of the fabric shelves at Quilters Corner as we learn about color and value in fabric choices. Exciting exercises will stretch students toward original designs for their quilts. Traditional and nontraditional approaches are discussed. Each student will have the opportunity to begin a small quilted wall hanging. Machine required.

Sat. Jan. 12, 10:30 AM-4:30 PM \$39

Advancing Skills

☀️ **Stitcher's Garden**

Kristin Thompson

Create a beautiful quilt and learn more about your sewing machine, decorative stitches and many different presser feet. Each month explore a new technique like machine appliqué, couching, pintucking, candlewicking and even sewing on a button by machine. Open to all types of sewing machines and you may join at any time. Sun. Sept. 9, Oct. 21, Nov. 18, Dec. 16, Jan. 20, 12-4 PM \$26 per session

☀️ **Shadow Applique with Trapunto**

Molly Waddell

Traditionally, shadow work used a translucent fabric as a top layer to create the effect. In Molly's adaptation, you will use cottons: bright colored beneath and light colored above. The shadow image will further be enhanced with trapunto, stuffing of the image, to create a very pleasing wall hanging. Machine required. Sat. Sept. 22, 11 AM-4:30 PM \$36

New Skills: Harder Blocks

Cyndi Slothower

If you have basic skills as a quilt maker but want to take your piecing up a notch, join Cyndi once a month as she leads you through the piecing of harder blocks. Machine required. \$20/session Tues. Sept. 25, Oct. 23, Nov. 27, 6:30-9:30 PM

♥️☀️ **Intro to Machine Appliqué**

Kristin Thompson

We will cover machine basics, how to choose the right threads, needles, fusible webs and stabilizers. Practice satin stitch, buttonhole stitch and more. Start with easy exercises and then begin a small quilt or wall hanging that uses your new skills. Machine with zigzag stitch required. Sun. Sept. 30, 12-4 PM \$26

♥️ **Intro to Foundation Paper Piecing**

Linda VanNederynen

Do the terms "sharp points" and "exact corners" frighten you? Paper piecing makes it easy to be extremely accurate even when sewing tiny pieces. You need only know how to sew on a line to create a sampler wall hanging. Book and machine required. Tues. Nov. 6, 6-9 PM \$20

Finish Up!

♥️☀️ **Introduction to Machine Quilting**

Cyndi Slothower

Learn the basics of machine quilting, both straight line and free motion: batting, machine settings, tools, needles, thread. Practice some stitches, then go home and finish some quilts! Machine required.

Sun. Nov. 4, 12:30-4:30 PM

\$26

♥️☀️ **Free Motion Fundamentals**

Brynne Sigg

Learn the very basics of free-motion quilting. Brynne will include tips on how to pick your back, batting and thread. The class will also cover the basics of setting your tension and which quilt patterns work for different quilts. We will be doing basic free-motion stitching which will include meandering, and loops with different designs. A sewing machine in good working order is a must. Thurs. Oct. 4, 10 AM-1 PM \$20

☀️ **Beyond the Basics: Free-Motion Quilting**

Brynne Sigg

Ready to do more than just meander free-motion quilting? This class is for you. We will be quilting on practice sandwiches using a number of different free-motion patterns. A basic knowledge of free-motion quilting and a previous beginning quilting class required. Machine required. Sat. Oct. 13, 1-4 PM \$20

♥️ **Basting Party and Dessert Potluck**

Cyndi Slothower

Do you have a quilt top finished that you need to baste or sandwich in preparation for quilting? Bring it and a treat to share. Many hands make light work! We will baste one top per attendee, and more if there is time.

Mon. Nov. 26, 6:30-9:30 PM

\$20

♥️☀️ **Make Your Own Class**

Cyndi Slothower

Are you stuck on a sewing or quilting project? Do you need to finish some gifts for the holidays? Cyndi will be available to assist. Bring a bag meal or money to share take-out food. We'll get lots done and have fun too! Machines available. Fri. Oct. 5, 10:30 AM-3:30 PM OR Mon. Dec. 3, 5-10 PM \$33

Bags

♥☀ It's in the Bag: A Bag Making Series

Kaye Tea

Kaye makes most of the bag samples at Quilters Corner, and teaches many classes on making specific bags. In this lecture/demo series, she offers an intensive look at the whole process of bag making. Each session will include a show and tell from participants, a question and answer time and door prizes.

\$10 per session, or \$30 for the series

#1. Selecting fabrics and patterns

Included will be a discussion on the basic equipment necessary for making bags, stabilizers, stiffeners and lining fabrics.

Fri. Sept. 21, 4:30-5:30 PM

#2. Construction Tips and Techniques

Kaye will discuss gussets, bag bottoms, gathers, darts, piping, structure reinforcement and top stitching.

Fri. Oct. 19, 4:30-5:30 PM

#3. Lining

Pockets, inside zippers, key fobs and inserting lining will be the focus.

Fri. Nov. 16, 4:30-5:30 PM

#4. Closures and Handles

Covered will be magnetic snaps, flaps, twist locks, outside zippers, buttons, ready made handles and fabric handles and finishing the bag.

Fri. Dec. 14, 4:30-5:30 PM

♥☀ Evening Mist Bag

Kaye Tea

This distinctive bag includes curved piecing, circle applique and a uniquely shaped bottom. The topstitching is beautiful and sophisticated. It fits snugly under your arm and yet is large enough for all your necessities. Pattern and machine required.

Thurs. Oct. 25 and Nov. 1, 10 AM-1 PM \$39

♥☀ The Mighty Tote

Kaye Tea

Are you thinking about jumping into bag making? Get started by taking this class! Kaye will walk you through the steps of making this fun and useful tote. Pattern will be provided. Beginners are most welcome. Machine required.

Thurs. Nov. 15, 5-9 PM \$26

♥☀ Laminated Cloth Tote Bag

Valerie Leftwich

Make a fun waterproof bag for swimming, a carry-on bag or a bag just to haul all your stuff. It's so easy, you will complete a bag in class, then want to make more! Machine required.

Fri. Nov. 2, 10:30 AM-12:30 PM \$13

♥☀ Laminated Cloth Zippered Pouch

Valerie Leftwich

Make two different pouches in one class! These are so cute and so practical that you will want to make many more. Machine required.

Fri. Nov. 2, 1-3 PM \$13

Embroidery

♥☀ Hooped Machine Appliqué Series for Embroidery Machines: Fancy Feathers

Merrie Wilent

Gain confidence with your embroidery machine as you stitch a different appliqué bird each month. You'll explore a variety of appliqué techniques, try out different stabilizers, learn about threads and needles, slick tricks too. Each class stands alone. When complete, the birds will make a whimsical wall hanging or bed sized quilt. Open to all makes of embroidery machines. Want to give it a try? Reserve one of our embroidery machines for free. Embroidery CD required. Minimum 6"x 9" hoop. \$23 per session

#1 Baby Beester: Basic Appliqué technique and creating a color pallet. Wed. Oct. 24, 9AM-12:30PM

#2 Show off Shirley: Using different threads and using striped fabric. Wed. Nov. 14, 9AM-12:30PM

#3 Crazy Clarence: Complex designs and tips for smoother results. Wed. Dec. 12, 9AM-12:30PM

#4 Little Lilly and Swirls: Multiple designs in a single hoop and alternative stabilizers for appliqué. Wed. Jan. 16, 9AM-12:30PM

☀ In the Meadow Table Runner

Gail Carman

Learn a new technique to line up embroidered blocks to make a continuous panel for a playful table runner. During the class we will make the first three blocks and sew them together. Embroidery machine and pattern are required.

Sat. Nov. 3, 10:30 AM-4:30 PM \$39

Fun Gifts to Make

♥☀ Bats in the Rug

Kristin Thompson

This really cool scatter rug is simple to make and helps use up leftover batting from your quilting projects. Conveniently uses 2 1/2" fabric strips. Pattern and machine required.

Sat. Sept. 29, 10 AM-4 PM

\$39

♥☀ Take Four Placemats

Gail Carman

Start with four fat quarters and make a set of four coordinated placemats! Learn how to "stack and whack", set a seam, lock seams for sewing, free motion quilt and bind. Pattern, machine required.

Sat. Oct. 6, 11 AM-4 PM

\$33

♥ Clam Shell Case

Edith Johnston

Make a sweet little clam shell case with Clover templates. Choose from 3 sizes with many uses: sewing kit, gift box, jewelry case, ornament and more. Embellish if you wish with ribbon, beads, embroidery. Templates required.

Tues. Oct. 16, 6-8:30 PM

\$17

♥☀ Pillowcases

Rhonda Poyer

Learn a quick and easy way to whip up a pair of pillowcases for yourself or for someone special. All raw edges will be encased inside the seams.

Rotary cutting experience and machine required.

Mon. Oct. 22, 3-5 PM

\$13

♥☀ One in the Oven

Rhonda Poyer

Create potholders and a decorated towel as you learn how to use the Lil' Twister tool. Once you have it mastered, you'll have fun creating your own designs from table runners to quilts. Tool, pattern, machine and rotary cutting skills required.

Sat. Oct. 27, 9:30 AM-12:30 PM

\$20

♥☀ Fancy Scarf

Rhonda Poyer

It's time to play! Create a one-of-a-kind designer scarf in a favorite color. Use ribbons, trims, yarn and snippets of fabric as we stitch a scarf. Will your lovely new scarf be a gift to you or to someone special? Machine required.

Sat. Oct. 27, 1-5 PM

\$26

♥☀ Super Easy Cuddly Baby Blanket

Kristin Thompson

Choose a favorite fabric, some cuddly organic fleece, a bit of ric rac, and you have a lovely gift for a special baby. Machine required.

Thurs. Nov. 8, 1-4 PM

\$20

♥☀ Easy Striped Table Runner

Kristin Thompson

Use stripes and border prints to make a table runner or set of placemats—or both, with just a few cuts and sewing only six seams. Ruler, pattern and machine required

Thurs. Nov. 15, 1-4 PM

\$20

♥☀ In the Round

Rhonda Poyer

Try machine applique as you decorate four large circles with either a snowman or Santa. Connect the circles together with smaller circles to make a table runner, or leave the circles unconnected to make four placemats. Book *My Runners* and machine required.

Sun. Nov. 25, 12:30-4 PM

\$23

♥ Quick and Easy Placemats

Denise Lentini

Make gifts or spice up your own table. Try several different ways to finish placemats. Quick and simple. Pattern and machine required.

Thurs. Nov. 29, 6:30-9:30 PM

\$20

♥☀ Learn to Faux Chenille

Edith Johnston

Make a hot pad or a pillow top while learning basic faux chenille skills. Finished projects will be shown to get the creative thoughts going. Machine required.

Sun. Dec. 9, 12:30-3:30 PM

\$20

♥ Child's Robe: Goodnight Moon

Pat Miller

Have fun creating this cozy robe with flannel on both the inside and outside for the children in your life. The simple two piece pattern offers an optional collar and pocket. Great for beginning sewer. Pattern and machine required.

Wed. Oct. 3 and 10, 6-9 PM

\$39

***Is your machine too heavy?
Use our Pfaff or Baby Lock
machines in class for FREE!
Please ask for one when you register.***

Sergers

♥☀ Absolutely Beginning Class for Sergers Nancy Crouch

A class for anyone who has a serger and needs help from the very beginning. We will cover basic threading, inserting needles, checking tensions, and building confidence. Serger required.

Fri. Sept. 21, 10 AM-1 PM \$20

♥☀ Make Friends With Your 4 Thread Serger Nancy Crouch

This hands-on class will increase your four-thread serging skills: we'll thread, change needles and stitch length and width, turn inside and outside corners, make circles, sew a casing. Serger required.

Mon. Nov. 26, 9 AM-12 PM \$20

♥☀ More Serger Techniques Nancy Crouch

Three and four thread serger users will learn rolled hems, flatlock, faux blanket stitch, and more. Serger required.

Mon. Nov. 26, 1-4 PM \$20

☀ The Next Serger Steps Nancy Crouch

A more advanced class covering such things as chain stitch, rolled hem, flatlock, cover stitch if your machine is able. Add some lace, create your own faux or real wired ribbon and more. We will also be using some different threads.

Fri. Dec. 14, 10 AM-1 PM \$20

Studios

☀ Studio with Debbie Butler-Miller

Get help from Debbie to work on your animal portrait from her "My Best Friend" class.

Sun. Sept. 23, 1-4 PM \$20

☀ One Block Wonder Studio Valerie Leftwich

Bring your one block wonder in progress— it should be ready to place on the wall for designing the flow of your quilt. Machine required.

Fri. Dec. 7, 11 AM-2 PM \$20

E.A.T. CLUB (Exploring Advanced Techniques) is a group that meets monthly to share machine techniques. If you enjoy researching and trying new things with fabric and would like to share your work-in-progress and creative techniques, please come. Membership is free, but please call Alyce at 272-8188 to register. Meets the third Monday of every month at Quilters Corner, 1-3 PM.

5D Software

♥☀ 5D New Owners Training Linda VanNederynen

5D Embroidery Extra owners: attend the first two sessions: \$150 or free with purchase.

5D Suite owners: attend four sessions to learn the basics of your software: \$250 or free with purchase.

A limited number of shop laptops will be available to share or bring your own to the training.

5D Lesson #1 and #2

Wed. Oct. 17 and 24, 9-11 AM

5D Lesson #3 and #4

Wed. Nov. 7 and 14, 9-11 AM

☀ 5D Software Club

Merrie Wilent

Anyone with 5D is welcome to join anytime to learn more about their software. A limited number of laptops are available to share during class.

Bring laptops only. \$13 per session

Creating Background Quilting Designs in Design Creator

Fri. Oct. 19, 9-11 AM

Exploring Organizer—it does more than you think. Organizer is included in the most basic module as well as the most advanced.

Fri, Nov 2, 9-11 AM

Topics to be Announced

Fri. Dec. 7, 9-11 AM

Fri. Jan. 11, 9-11 AM

CLASS POLICIES

- *Payment must accompany class registration.*
- *You may withdraw from a class and receive a full refund up to one week before the class begins. After that time no refunds will be issued.*
- *We'll notify you and give a refund if we cancel a class.*
- *If your class begins outside of normal shop hours, please come to our back door, and if necessary, ring the doorbell.*
- *Be considerate of your teacher and other class members; please leave children and guests at home.*
- *We encourage you to make sure the class has the minimum enrollment before you purchase supplies.*
- *Sewing machines are available and free for class use; be sure to reserve one when you register.*
- *Remember to request your 10% discount when buying supplies for Quilters Corner classes.*
- *Please purchase your supplies prior to class. We don't want you to miss anything!*

New Owner Classes

♥☀ PFAFF and Baby Lock Sewing Machine New Owner Classes

Quilters Corner is committed to helping you learn the features of your new computerized sewing machine. Second helpings are welcome and cheerfully served. Each session is FREE w/machine purchase from QC or \$125. If you do not see your model listed, please call for an appointment.

PFAFF Expression 2.0, 3.0, 4.0, Creative 2.0 Cyndi Slothower

Mon. Sept. 24, 5:30-9:30 PM OR
Mon. Dec. 3, 12-4 PM

Baby Lock Melody, Elizabeth, Tempo, Sophia 2 and Ellure Plus Merrie Wilent

Wed. Sept.19, 2-5:30 PM OR
Sun. Nov. 4, 11 AM-2 PM

Baby Lock Ellure Plus and Sophia 2 Embroidery Functions

Linda VanNederynen
Thurs. Nov. 8, 9 AM-12 PM

Baby Lock Sergers, Self-Threading Linda VanNederynen

Mon. Nov. 12, 6-9 PM

Baby Lock Ellageo (A, B and C) and Symphony (A and B only)

Linda VanNederynen
A. Basic Operation, learning icons, feet

Thurs. Nov.15, 9 AM-12 PM

B. Special Techniques

Thurs. Nov. 29, 9 AM-12 PM

C. Embroidery

Thurs. Dec. 6, 9 AM-12 PM

Baby Lock Ellisimo

By appointment

PFAFF Creatives

Merrie Wilent

A. Basic Operation, learning icons, feet

Sun. Oct. 21, 4-7 PM

B. Special Techniques

Wed. Sept. 19, 9:30 AM-1:30 PM OR

Sun. Nov.4, 2:30-6 PM

C. Embroidery and Precise Positioning

Wed. Oct. 3, 9:30 AM-1:30 PM OR

Sun. Nov.18, 4-7 PM

Holidays

♥☀ Itsy Bitsy Halloween Table Runner Rhonda Poyer

What says Halloween more than pumpkins and spiders? Use "quilt as you go" to piece the front to the batting and backing. Then add a little fusible applique. Book *My Runners*, machine required.

Mon. Oct. 8, 1-6 PM

\$33

♥☀ Advent Calendar Rhonda Poyer

Do you have an advent calendar panel tucked away just waiting to be stitched, but need a little help to get started? With dedicated time to work on it and someone to answer your questions, you're sure to be on your way to hanging up the calendar this December. Machine required.

Mon. Oct. 29, 1-5 PM

\$26

♥☀ Sleigh Bells Stockings Rhonda Poyer

Replace the store bought stockings in your home with handmade ones. We'll start with the Simple Style in class to learn the basic construction. Then you'll be able to mix and match the fabrics and styles to create one of a kind stockings for everyone in your family. Pattern and machine required.

Sun. Nov. 11, 12:30-3:30 PM

\$20

♥☀ Gift Bags Rhonda Poyer

Make the wrapping part of the gift when you present it in a handmade, reusable gift bag. We'll make small and large bags as well as bottle bags. Machine required.

Sat. Nov. 17, 9:30 AM-12:30 PM

\$20

♥☀ Stocking Stuffers Rhonda Poyer

Spend an afternoon making small items that are suitable as stocking stuffers, secret Santa gifts or to accessorize a handmade bag or tote. Keys will be easy to find when attached to a colorful key fob, the little wallet will easily fit into a pocket and credit cards or gift cards will slide into the card holder. Even tissues will have style when tucked into a pretty pouch. Pattern and machine required.

Sat. Nov. 17, 1-5 PM

\$26

**Use our
machines
in class
for free!**

Sew Many Quilts

☀ Flying Geese x 4

Rhonda Poyer

Make four flying geese blocks at one time with the Flying Geese x 4 ruler. No math, no waste, no triangles to cut! This ruler also makes half square and quarter square triangle units. Rotary cutting skills, machine and ruler required.

Mon. Sept. 24, 2:30-5:30 PM \$20

♥ Ripples and Reflections

Kristin Thompson

Month 8 is a tricky month for our beautiful block of the month quilt! Kristin will walk you through her changes to the cutting directions and be available to answer any other questions about Ripples and Reflections. You'll get lots of tips and suggestions to make completing the quilt easier. Pattern and machine required.

Thurs. Sept. 27, 5-9 PM \$26

Pieced Poinsettia

Elsie Dentes

Welcome the holidays by making this joyful wallhanging for your own home or as a gift for someone special. Local quilt designer, Elsie Dentes, will guide you through a gentle curve-piecing technique for her original pattern and talk you through the rest of the project. Basic rotary cutting and machine-piecing experience is helpful. Pattern required (available at first class meeting). Machine required.

Fri. Oct. 12 and 26, 6:30-9 PM \$33

♥☀ Spring Bouquet: Machine Appliqué

Kristin Thompson

Kristin made our lovely sample of Edyta Sitar's Spring Bouquet quilt using machine applique. In this class she will get you started with all you need to know to make this quilt successfully. Machine, pattern and kit required.

Sun. Oct. 14, 12-4 PM \$26

☀ Scalloped Edges

Kaye Tea

Here's something different for the borders of your quilts - scalloped edges! We'll use the Easy Scallop tool and learn to cut and sew bias strips for binding. Tool and machine required.

Thurs. Oct. 18, 9 AM-12 PM \$20

♥☀ Ballerina

Kristin Thompson

This great quilt showcases large scale fabrics and goes together quickly. Using a 60° triangle ruler or a template, the blocks spin and twirl just like a sweet little ballerina dancing. Pattern and machine required.

Thurs. Oct. 18, 1-5 PM \$26

♥☀ Squared Away

Edith Johnston

Squared Away is a great quilt for either gender with it's strong graphic appeal. You will get a great start to piecing a lap size quilt top in class. Basic rotary cutting and piecing skills are needed. Pattern and machine required.

Fri. Oct. 26, 10 AM-4 PM \$39

♥ "Stained Glass" Blocks

Sarah Demo

Learn this fun, stash-busting technique that will add lovely, interesting blocks to your piecing repertoire. No paper piecing or pattern involved! Rotary cutting skills, sewing machine required.

Mon. Oct. 29, 6:30-9:30 PM \$20

♥☀ One Block Wonder

Valerie Leftwich

Choose one great fabric and one block shape and make a one-of-a kind quilt. There is no fussy cutting and the piecing is simple with no Y-seams. Bet you can't make just one! Book and machine required.

Fri. Nov. 30, 10:30 AM-4:30 PM \$39

☀ Crazy Curves

Rhonda Poyer

Take the fear out of sewing curves and sew them with only one pin! Learn to sew quarter circles cut from the Crazy Curves template. Turn the blocks to create half or whole circles or curving paths. Template, machine and rotary cutting skills required.

Sun. Jan. 27, 12:30-3:30 PM \$20

♥☀ Four Patch Posies

Cyndi Slothower

Make a gorgeous quilt using only one print for all the blocks! You will carefully line up repeats in the print, cut through four layers, turn the pieces and sew. This is an easy version of "stack and whack". Pattern and machine required.

Mon. Jan. 28, 10:30 AM-4:30 PM \$39

Use a classroom machine for FREE!
Reserve one when you sign up for a class.



518 W State St
Ithaca, NY 14850
M-F 10-6, Sat 10-5, Sun 1-4
607•266•0850
www.e-quilterscorner.com

PRSRT STD
U.S. POSTAGE
PAID
ITHACA, NY
PERMIT NO. 780

We'll Be Closed

- Thanksgiving Day, Thursday, November 22
- Christmas Eve and Day, December 24 & 25
- New Year's Day, January 1
- Inventory Day, January 7

Come by and say hi!

We'll be at these shows:
Pennsylvania National Quilt Extravaganza at the Greater Philadelphia Expo Center in Oaks, PA, Sept. 13-16
Endless Mountains Quilt Guild Show at the Lynch-Bustin Elementary School off PA Rt. 220, Sept. 22-23
Quilting around Chautauqua 2012 at the Chautauqua Institution, Sept. 29-30
Piecemakers Quilt Guild of Moravia Show at the Locke Fairgrounds, NY Rt. 38, Oct. 12-14

SEWING MACHINE SALE

Let the expert staff at Quilters Corner help you discover which machine is right for you!

Are you looking for:

- a machine to learn to sew or quilt with?
- an embroidery machine?
- a second machine?
- a serger?

Baby Lock has a machine to meet your needs and wants for sewing, quilting, or serging.

Meet Melody

Sewing and Quilting

save \$xxx



Features

- Quilting extension table
- Variable speed control
- Needle up/down
- Automatic thread cutter
- Automatic needle threader

Consider Ellure Plus, Ellageo or Ellisimo

Sewing, Quilting, and Embroidery

Save up to \$xxx



Check out our Sergers

Serging with/without cover hem & chain stitching

Save up to \$xxxx

Evolution Features

- Self-threading
- Cover stitch
- Chain stitch



Financing available for qualified purchases