

Quilters Corner

518 W State/MLK Street Ithaca NY 14850
www.e-quilterscorner.com

April-May 2021

Spotlight on Kristin

Cyndi and Linda are so grateful to be working with such an amazing staff. We thought it would be fun for you to get to know them. This time, our spotlight shines on Kristin Thompson.

Kristin started sewing as a child in New Brunswick, Canada, especially enjoying handwork such as embroidery and cross stitch. She ventured into doll clothes and made a whole wardrobe for her sister's doll. A decade plus later, she was a young married woman, expecting her first child and living in Salt Lake City when the quilting bug caught her. She learned the old ways from experienced Mormon quilters: everything was by hand, using scissors, needle and thread.

Two young children later, her family moved to Ithaca in June of 1995. Linda remembers the first time Kristin stopped into our first little 700 square foot shop. She was holding onto her toddler's hand and so pleased to see we had opened. By the following year, Quilters Corner had moved to a larger space and Kristin was teaching hand applique. No one remembers when she began working in the shop. She recalls just showing up often until she found jobs to do.

Kristin continues to teach many classes at Quilters Corner and has an ever growing following of students. She still loves the peacefulness of hand work, but has developed mastery over many sewing machine techniques as well. She is also our primary book, pattern, gifts and notions buyer. With her oversight of the colorful samples that cover every wall in the shop, she is largely responsible for the delighted gasps we hear when new people enter Quilters Corner.



Kristin says she is "always looking for new and interesting projects, patterns, books, notions and tools and I'm very excited to share them with anyone who will listen! I love trying new techniques and sharing them with you. In the process, I make all the mistakes so you don't have to."

Don't miss out on the latest news, coupons, and specials from Quilters Corner!
Email quilters@e-quilterscorner.com to join our email list.
(We'll never rent or sell your address.)

Uptown Girl

The Uptown Girl jacket will keep your little girl warm and cozy and looking absolutely stunning during cooler weather. The jacket is completely reversible, ensuring maximum wear and versatility. Soft gathers on both the front and back of the jacket add a feminine touch without being too fussy or frilly. Little Uptown Girl is for size 6 months to 5 years. Big Uptown Girl is for size 6-10 years. Coming soon – Little Downtown Boy!



Join us for Kaffe Fassett's Summer Quilt Along!



We are offering two color choices to suit any quilter's palette. Your preorder price of \$229 includes pattern, kit and swag bag! Call 607-266-0850 or order on our website. Quantities are limited. Kits will be available end of June. Quilt Along runs from July-August. Finished size is 77" x 92"

Gathering No Moss Scarlet: The Scarlet color story brings the emerald and jade backgrounds along with the pink, magenta and red of larger scales, to make this palette glow. With a more close toned version, Scarlet is Kaffe's favorite!

Gathering No Moss Delft: The Delft jewel-like color story has a higher contrast of velvety blues & whites. Using the fabric, Sharks Teeth, for the sashing gives this lovely version a beautiful rolling rhythm.

Along your color journey, you will receive:

- Printed pattern featuring instructions and diagrams for all color stories.
- BONUS SWAG BAG!
- Pattern for Gathering No Moss along with the fabric to make the quilt top.
- Color and design advice from Kaffe Fassett.
- Guest experts offer tips and techniques for working with brilliant color and design.
- Incentives to encourage you to "Gather No Moss" and keep creating.
- Enjoy the perfect program for you to enhance your experience with virtual demos.
- Learn color-confidence using the simple-to-make Rolling Stone quilt block.

New Bag Patterns

Pepin Tote

This is a simple tote from Anna Graham of Noodlehead, perfect for beginners and experienced sewers alike. The pattern includes optional add-ons such as magnetic closures and a recessed zipper and it sews up quickly! It is also fully lined with interior pockets. It's a great size for items that don't normally fit in your purse.



Little and Big Lacie Bag

Both Little and Big Lacie bags feature the super cute Lacie Zipper that is sooooo easy to attach! The patterns are written with step-by-step informative photos and our sample makers say they were easy to construct. We have 8" and 12" (and a few 14") Lacie zippers available and they come in multiple colors. Drop by the shop to see our samples in person. Bet you can't make just one!



Zoom Classes for Spring

Isn't Zoom amazing?! Even during a pandemic, we can enjoy interacting and learning something new! Join us by signing up on our website, calling 607-266-0850, or visiting Quilters Corner in person. Supply lists will be provided upon registration. Students receive a discount on class supplies, which may be picked up in person or mailed. Watch our emails for more classes.

Make Your Own Class with Cyndi Slothower

Are you stuck on a quilting or sewing project?

Dedicate some time to sew with other like-minded folks. Gather whatever you wish to work on and Cyndi will assist. *Mon. Apr. 5, 6-8 PM (\$20)*



GETTING STARTED: Sewing School 101 with Linda VanNederynen

Join the fun – step into the world of sewing. You will gain useful sewing skills and learn techniques as you make several projects. Learn to select the proper fabric, tools and supplies for clothing, home décor, quilting and crafting. Projects include: Carry-All Clutch, Table Runner/Topper, Apron, Pillow with Zipper, and Lined Drawstring Bag. Sewing machine and book required. *Tues. Apr. 6, 13, 20, 27, and May 4, 6-8 PM (\$100)*




New Owner Training: Pfaff Ambition and Expression with Cyndi

Take a deep dive into the care and operation

of your machine. Ambition owners will not need the full session. *Fri. Apr. 9, 12-4 PM Free with purchase at Quilters Corner, \$125 for others.*

Knits 101: Leggings with Stephanie Allen

Make your own pair of leggings! You will learn techniques for working with knits including cutting out, sewing seams, and topstitching for a professional look. Pattern required (Misses XS-5XL). Must know how to use your sewing machine. *Sat. Apr. 10, 10 AM-2:30 PM (\$45)*



Piecing Beyond the Basics with Cyndi

For those with basic quilt making skills who want to take their piecing up a notch: join Cyndi once a month as she leads you through cutting and piecing harder blocks – diamonds and y-seams, curves, odd shapes, and more. With these skills, you can tackle any block! You can choose a colorway and plan to attend multiple sessions, but each class stands alone. Machine required. *Mon. Apr. 12, Tues. May 11, 6-8:30 PM (\$25/session)*



French Roses with Valerie Leftwich

Sewing French Roses is so easy and so much fun that we encourage beginners to try it. The edges are raw so they “bloom” when washed. Pattern and machine required. *Fri. Apr. 16, 12-2:30 PM (\$25)*



QC
kits



Intro to Machine Appliqué with Kristin Thompson

We will cover machine basics, how to choose the right threads, needles, fusible webs, and stabilizers, then practice satin stitch, buttonhole stitch, and more.



Start with easy exercises and then begin a small quilt or wall hanging that uses your new skills. Machine with zigzag stitch required. *Sat. Apr. 17, 10 AM-3 PM (\$50)*

GETTING STARTED: Learn to Quilt with Cyndi

Invite Cyndi and a group of new friends into your home through Zoom and create a small quilt from start to finish. Learn tips and tricks for fast, safe and accurate cutting and piecing squares and triangles. Arrange your pieces and parts to design your own layout. We will stitch the layers together by machine, then make and attach the binding to finish. Sewing machine required. *Mondays Apr. 19, 26, May 3, 10, 17 and 24, 9:30-11:30 AM or 6-8 PM (\$120)*



Pattern Adjusting Pants and Skirts with Stephanie

Are you frustrated with the way your pants fit? The problem is not you, it's the pattern! Come learn techniques for adjusting patterns for the lower half of your body. Whether you've got a bodacious booty, a full tummy, or a gaping waistband, Stephanie will teach you how to crack the code of better fitting clothes. You will practice pattern adjustments on 1/4 scale patterns, then we will allow some time at the end to adjust your own patterns, if desired. A 1/4 scale pattern is included in price of class. *Tues. Apr. 20, 12-3 PM (\$36)*

I Hex Tool Purse with Linda

Join Linda for more fun while you expand your skills with EPP. Create this sweet little "purse" to hold everything you need for stitching hexies

on the go. It will fit nicely in your hand or tote bag. The required pattern includes iron on transfers for embroidery and papers for the EPP hexie piecing. *Wed. Apr. 21 and 28, 6-8:30 PM (\$50)*



Intro to Foundation Paper Piecing with Linda

Do sharp points and exact corners elude you? Paper piecing makes it easy to be extremely accurate even when sewing tiny pieces. You need only know how to sew on a line! Book and machine required. *Thurs. Apr. 22, 9:30-11:30 AM (\$20)*



Jelly Roll Rug with Kristin

All it takes to make this fun area rug is a jelly roll (set of 42, 2 1/2" strips) and strips of cotton batting. It's lots of fun and so customizable. One jelly roll makes a rug about 30" x 44". Beginners are welcome. Pattern and machine required. *Fri. Apr. 23, 10 AM-3 PM (\$50)*



Free Form Hand Embroidery with Sally Sumner

Release your creative spirit! Come explore free form hand embroidery. Learn basic stitches perfect for embellishing your work. *Sat. Apr. 24, 10 AM-12 PM (\$20)*



Know Your Knit Fabrics with Stephanie

Have you ever wanted to delve into sewing knits but feel overwhelmed with all of the choices? In this lecture Stephanie will talk about their similarities, differences, and techniques to sew them that are different from sewing woven fabrics. You will learn which knits work for which types of clothing and how to select them for your

projects. The class kit (included in price of class) will contain 12+ knit samples that you can label for future reference. *Tues. Apr. 27, 10:30 AM-12:30 PM (\$26)*

Machine Embroidery Workshop with Linda

Learn to create and stitch beautifully digitized embroidery designs in a hoop. All levels of embroiderers are encouraged, and all makes and models of machines are welcome. Monthly hands-on workshops will take you from beginner to expert as you learn fabric choices, thread choices, hooping, stabilizers and techniques. Embroidery machine with minimum hoop size 5x7 required, as well as Design CD, payable at registration. Optional kit available. *April: Wed. the 29th, 9:30 AM-12 PM OR May: Wed. the 26th, 6-8:30 PM (\$25/session)*



How to Adjust the Bodice with Stephanie

Are you frustrated with the way your tops fit? In this class we will go over common adjustments for fit issues including: a small or large bust, narrow or wide shoulders, full tummy, and length adjustments for a tall or petite height. Learning how to adjust patterns for your unique body will give you confidence to sew your own clothing. You will practice these adjustments on 1/4 scale patterns, then we will allow some time at the end to adjust your own patterns, if desired. Intermediate Level - must have experience working with clothing sewing patterns. A 1/4 scale pattern is included in price of class. *Sat. May 1, 10 AM-1PM (\$36)*

Knits 101: T-Shirt with Stephanie

Make a knit t-shirt while learning tips for sewing with knits, including cutting out, stitching, neckbands and topstitching using a sewing machine. Pattern required. *Tues. May 4 and 11, 2:30-5:00 PM (\$50)*



Intro to English Paper Piecing: Hexagons with Linda

Learn the basics of English Paper Piecing and the Zen delight of hand work. We will explore the many possibilities of using hexies: classic, modern, and trendy. You'll create a flower hexie to turn into a trivet, expand into a placemat, or a larger piece. A perfect portable project. *Wed. May 5, 6-8 PM (\$20)*



Intro to Machine Quilting with Cyndi

So many quilt tops, so little time! Learn the basics of machine quilting, first with a walking foot and then free motion. You will learn some simple designs that are beginner-friendly so you can finish your quilts with confidence. Machine required. *Fri. May 7, 12-4 PM (\$40)*




Fabric Greeting Cards with Sally

Greeting cards are fun, creative, and a great way to use scraps and explore new stitches and techniques. Machine required. Supply fee of \$10 is included in the cost of the class. *Sat. May 8, 1-3 PM (\$30)*

Getting Started with Westalee Rulers with Linda

Westalee rulers are designed for quilters to use on their home sewing machine as guides for free motion quilting. Learn to properly attach the free motion ruler foot to your machine, then to move the fabric while the foot hugs the edge of the ruler. You'll practice using several different rulers. With Linda's tips and encouragement, you'll soon be creating beautiful designs! Machine, foot, and rulers required. *Wed. May 12, 6-8 PM (\$20)*



Getting to Know the Half-Square Triangle with Kristin

The half-square triangle or as it is commonly known, HST, is one of the most versatile and commonly used shape by quilters.

The design possibilities are endless! This class will explore several different and easy methods to make HST's and Kristin will demonstrate some of the handy rulers that make squaring up a breeze. *Fri. May 14, 12-3 PM (\$30)*



Fabric Collage with Valerie

Make a simple flower arrangement that will never wilt, while learning the basics of fabric collage. This is easy enough for a beginner and so much fun! *Sat. May 15, 12-3 PM (\$30)*



Color Confidence for Quilters with Cyndi

Do you agonize over fabric choices when planning to make a quilt? Learn the language of color, explore the color wheel, and play with

fabric combinations. You will gain insight into why some quilts sing and others fall flat, and become more confident in your own unique color voice. *Tues. May 18, 6-8 PM (\$20)*

Equilateral Triangles with Cyndi

Sixty degree triangles are trendy and fun to sew. Learn tricks for cutting and sewing them together, while you make a small quilt top of your own design. Ruler and machine required. *Sat. May 22, 11:30 AM-3:30 PM (\$40)*



Knits 101: Sew your own Undies with Stephanie

Learn to sew panties using the Bunzies Pattern (sizes XS-4XL). You will learn basics for cutting out knit fabric, sewing seams, assembling bands and topstitching. Cost of printed pattern is included in price of the class. *Tues. May 25, 12-3 PM (\$43)*



New Kits

Brightly

Love the look of a scrappy quilt without digging through your scraps? Brightly is the perfect quilt to make with a layer cake (10" squares), fat quarters or scraps! You can make an entire quilt with just one layer cake plus a background fabric. It is beginner friendly and goes together quickly. Our sample is made in beautiful blues and we have fat quarter packs available that include the binding. You choose the background fabric. We liked it so much we



decided to create a red fat quarter pack as well. Finished size is 60"x72".

Crystal Cluster

Crystal Cluster includes instructions for making the same bold starburst quilt design in three sizes, plus a pillow. Everything is made using conventional patchwork techniques – no templates or paper piecing. The pattern includes a detailed color chart as well as instructions for using scraps. Our sample is the baby size 46"x46", and kits for this size as well as the Queen size 92"x 92" are available.



Pfaff and Baby Lock

Quilters Corner is proud to offer Pfaff & Baby Lock sewing, quilting and embroidery machines. Looking for an affordable sewing machine that is easy to use, sews beautifully and inspires your creativity *and* it comes with unlimited “new owner” training classes? Whether you are ready for your first machine, replacing/upgrading or adding to your fleet, we want to help you select the best machine for your needs and your budget.



The Pfaff Quilters Expression 720 is a popular machine with features coveted by sewists and quilters alike.




Need some space and light to quilt? Check out Baby Lock's Jazz II. Just getting started? We have the machine for you... Take a look at Pfaff's Ambition 630 & Baby Lock's Joy & Jubilant! Stop

in today for a test drive where you'll find your next machine and endless hours of sewing fun!



**More
kits**



Thread Club

Finding the right color thread can sometimes be a challenge. The selection can be the difference between a very successful project and one that's just ho hum. Wouldn't it be great to have a well rounded collection of Aurifil thread at home to make it easier? Introducing Aurifil Color Builders 2021, a monthly thread club featuring the first thread weight that Aurifil produced. It's tremendous for sewing bags or garments, top stitching, quilting and embroidery. Each month you'll receive a curated mini-collection inspired by an endangered species. Each collection contains three large spools of 40wt thread – a light, a medium, and a dark – within a color palette. The colors were selected not only for their aesthetic appeal, but for their practicality in everyday use. Regularly \$39.99/month, the annual subscription price is \$34.99/month.



Linda's Tech Corner

Basic, routine care of your sewing machine will help to provide trouble-free sewing and increase the life of your machine.

There are some things you can do at home. How much you use your machine and the types of fabric you sew determines how often you should perform routine maintenance. If you sew often and use fabrics that shed a lot of fiber, you will need to clean more regularly: perhaps when you start a new project, or a new phase of a big project.

If you are a moderate user, then a cleaning



every few months will suffice. Unplug your machine, remove the throat plate and use a brush to collect any lint, thread and debris floating or compacted under the plate, between the feed dog teeth and around the hook area. Remove and inspect the bobbin case and remove any lint you find. Replace the needle if you hear a “thunk” as it penetrates the surface of your work, or if you notice skipped stitches.

A good rule of thumb is to replace your needle every 4-6 hours of sewing time, depending on the type of fabric. Be sure to change and use the proper needle for the task at hand. An annual service and cleaning performed by a technician is recommended to keep your machine properly lubricated and in top form.

Quilters Corner


518 West State (Martin Luther King Jr.) Street
Ithaca, New York 14850
Telephone 607.266.0850
www.e-quilterscorner.com
quilters@e-quilterscorner.com
Like us on Facebook @quilterscornerithaca




PRSRT STD
U.S. POSTAGE
PAID
ITHACA, NY
PERMIT NO. 780

New Books

Three new books will be great additions to your library. The first is *The Grid Design Workbook* by Cindy Seitz-Krug. Cindy points out that grid-based designs are all around us and have been used in quilts forever. She guesses that we love them because of their structure and symmetry. This book will take you step by step through a vast array of gridded quilting designs with detailed diagrams and instructions. This is a book that will take your machine quilting to the next level.




The second book is by Christa Watson called *99 Machine Quilting Designs*. Containing easy designs for both walking foot and free motion, Christa provides photos and descriptions to set you up for success. This is a good book for quilters who may be quilting for the first time on their home



sewing machine.

The third, by Cindy Blackberg, *Blackberg Edition*, contains 11 lovely traditional quilt designs ranging from a small table topper to a twin-size quilt. All but one project can be machine pieced, but most include helpful tips and templates for hand piecing too. Bow ties, baskets, churn dash and stars are some of the lovely traditional blocks featured.



Store Hours

Quilters Corner is open Monday-Friday
10am-5pm, Saturday 10am-4pm, and
Sunday 12pm-4pm. We'll be closed
on Sunday April 4 for Easter and
Monday May 31 for Memorial Day.

Yes, we do mail order!