

# Quilters Corner

518 W State/MLK Street Ithaca NY 14850  
www.e-quilterscorner.com

May-August 2023

## Spotlight on Beth and Val

Education is very important to us here at Quilters Corner, whether for new owners of sewing machines, or in our wide variety of classes. Cyndi and Linda are so pleased with our excellent teachers and thought you would like to get to know some of them. This time, our spotlight shines on Valerie Leftwich and Beth Bowen.

When Val was a newlywed living in Florida, she decided to take lessons to learn new things: quilting and windsurfing! The quilting was very traditional, and though she made a few small quilts for her kids, she didn't really get into it in a big way. Many years later, her family moved to Ithaca and she discovered Quilters Corner. That's when she says she began falling down rabbit holes: collage quilts, one block wonders, lately "liberated trees" in the style of Gwen Marston and Freddy Moran.

Val has been a member of the Ithaca Modern Quilt Guild (which meets at QC most first Sunday afternoons of the month) since it's inception and enjoys taking part in the many guild challenges and projects. Since she dives deeply into her "rabbit holes", she discovers ways to simplify and improve on written directions. This makes her a great teacher. She loves teaching, wants everyone to have fun and says her motto is "if I can do it, you can do it".

Beth's mom sewed and taught her at a young age, and she also sewed for 4H. She mostly made garments until a friend encouraged her to visit Quilters Corner. She took Cyndi's Learn to Quilt series and found she enjoyed making quilts more than garments. She leans toward precision piecing and more traditional styles in quilting. Beth taught several friends to quilt and found it very rewarding. Now she enjoys teaching at Quilters Corner. She loves to show students that something they thought was difficult, is actually easier than they expected. She loves to help people try new things. Look for her classes on the Radiant Quilt and



Crisscross Apron, both offered in the spring/summer session.

Val and Beth met at Quilters Corner many years ago during our Open Sew time, and have become very close friends. You can still find them in the classroom sewing together many Tuesday afternoons.

## Pfaff Passport 3.0

Perfectly portable and specially designed for small spaces and taking to classes and retreats. With 100 stitches, IDT™ fabric feeding, needle down, thread snips and more, it's a staff and customer favorite. Stop in for a test drive!



## Summer Block of the Week

Celebrate summer with Summer Garden, our new Block of the Week that features beautiful florals, birds and fresh colors. The pattern arranges fabric into light and dark sections like Log Cabin blocks so you can use any traditional Log Cabin setting to arrange your blocks. Our sample is made with a Barn Raising setting, but you could try Fields and Furrows, Streak of Lightening or Sunshine and Shadows, to name a few of the many Log Cabin layout options.



Every week starting Monday June 26, you will receive (6) 3 1/2" x 21" strips of beautiful, colorful fabric. We provide a free pattern and you provide the background of your choice (2 yards). The finished size will be 72 1/2" x 72 1/2".

How does it work? Just visit the shop every week for 10 weeks to pick up your fabric strips. We will release a new set each Monday, starting June 26. The cost is \$4.99/week. However, if you\* pick up your fabric in the shop the week they are released, you will get a \$2 discount for that week! Call or stop in today to sign up. Supplies are limited.

\*Sending a friend or family member does not count. You may sign up for more than one set of strips, but the discount only applies to the first set.

# Clothing Patterns for Kids

We have a wonderful assortment of patterns for girls and boys of all ages as well as all the fabrics and notions you need to create unique clothes, pajamas, and accessories for your special little person. Here is a sampling of some of our favorites for kids. (P.S. We also have a great selection of clothing patterns for adults.)

**Kaki:** This is a cute and comfortable bodice dress made for knit fabrics. It has options for sleeves or sleeveless, and the skirt can be pleated or gathered. We carry the pattern in two sizes: 6mo-6yrs or 7-14yrs. This would be fun for sister or cousin dresses!



**Seaside Dress & Top:** Great for beginners, this pattern has clear, color diagrams to help with construction. It makes a simple top or dress from woven fabrics. Choose from 4 neckline and sleeve options, optional ruffled hem, and pocket. Sizes 0-8yrs.



**Tea Party Dress:** We have featured this pattern before, and it is still one of our very favorites because of the over 190 unique combinations included, to create a very special dress. There are 4 neckline/back bodice options, high or low arm hole, straight or circle skirt and 2 optional cap sleeves! Pattern is available in childrens or teens sizes.




## Gift Cards

Mother's Day, birthday, graduation, wedding... never be late with a gift! Gift cards you can print yourself are available on our website:  
[www.e-quilterscorner.com](http://www.e-quilterscorner.com)

## New Book

### Barn Star Sampler


Inspired by painted and wood quilt blocks that adorn barns, author Shelly Cavanna shares 20 blocks and 7 quilt designs that are classic and beautiful. The barn star sampler quilt incorporates 20 different block designs spanning 4" to 24" in a fresh and modern sampler-quilt layout. Combine blocks to make table runners to full-size bed quilts. With so many block options, star variations, and layouts, we're sure you will be inspired to make many wonderful things.



**Lazy Day Hat:** Bucket hats are in! Lazy Day Hat is totally reversible, giving you two stylish hats in one. This is the perfect hat to protect little faces and necks from the sun. Sizes S-XL, so you can make one for each member of the family. Look for a class with Cyndi.



**Sew Pretty T-Shirt Dresses:** This is a wonderful little book with tons of ideas to make adorable dresses with a simple t-shirt. Starting with a t-shirt means you have a top that fits and you avoid tricky necklines, zippers, or buttonholes. Plus, none of the designs in the book require a pattern! Stitchers at every level can find designs they can easily achieve.



**Henri:** A modern jogger and shorts pattern with elasticized rib knit waistband and adjustable drawstring. It features in-seam pockets and a back patch pocket. This pattern is made to be sewn with knits and has sizes 2T-13 for boys and XS-XXL for men.



## Pfaff and Baby Lock at QC

Purchasing a new machine can be a challenge... Let us guide you to discover which machine is right for you. Perhaps there are features and advances in technology you are unaware of, but you would LOVE and benefit greatly from.

The knowledgeable staff at Quilters Corner will help you navigate the many new features available on sewing machines today. We offer two of the leading brands in the industry.



Pfaff and Baby Lock brands each have a range of machines from basic, mechanical entry level machines through midline and top of the line machines with a full complement of features such as touch screen, wi-fi compatibility, amazing lighting, extraordinary space and automatic needle threading.

Which type of machine are you dreaming of – sewing, quilting, serger, embroidery, long-arm quilting? We have a machine available for most every need, want and budget.



Want something outside your budget? Ask us about financing through Synchrony Financing. Once your decision has been made, we continue to support you with our complimentary new owner training with the purchase of any machine.



## Classes for Spring/Summer

*Some of our classes will be offered in person only, and some in person and online via zoom at the same time. Sign up on our website, call 607-266-0850, or visit Quilters Corner. Supply lists will be provided upon registration. Students receive a discount on class supplies, which may be picked up in person or mailed. Classroom sewing machines can be reserved for use during classes with no extra charge.*

### Make Your Own Class with Cyndi Slothower

Are you stuck on a quilting or sewing project or do you need help to get started? Would you like to finish something you began in another class? Gather whatever you wish to work on and Cyndi will assist you. Tues. May 2, 5-8 PM OR Mon. July 24, 9:30 AM-12:30 PM, (\$30/session) In person or Zoom



### Piecing Beyond the Basics with Cyndi

For those who want to take their piecing up a notch, join Cyndi monthly as she leads you through cutting and piecing harder blocks: diamonds, y-seams, curves, odd shapes, and more. Choose a colorway and plan to attend multiple sessions, but each class stands alone. Machine required. Tues. May 9, June 20, July 18, Aug. 15, 5:30-8 PM (\$25/session) In person or Zoom



### Beginning Longarm Quilting with Liz Navickas

Using the Baby Lock Coronet, Liz will teach what you need to know to get started quilting on a stand-up longarm machine: loading the quilt sandwich, winding bobbins, correcting tension, different threads and adjusting for them. You will have time to practice loops, wishbones, ribbon candy, and continuous curves. Thurs. May 11 OR Sat. July 15, 9:30 AM-12:30 PM (\$30) In person only



### Longarm Quilting with Rulers with Liz

Students will practice using rulers on QC's longarm, concentrating on Angela Walter's Creative Grid rulers. Other brands will be shown and discussed. We will cover piano key borders, bead board, continuous curves, clam shells, modern waves and lines, diamonds, leaves, arches, and use straight and curved rulers. In addition, learn how to sew binding to a quilt with the rulers. Thurs. May 11 OR Sat. July 15, 1-4 PM (\$30) In person only



### Exploring Collage with Valerie Leftwich

Choose a design from one of Emily Taylor's very well written books: *Take Flight* or *Collage Quilter*, and Val will help you create your own unique version. She has many tips and tricks to share that will help you be successful. No previous experience is needed. Book required. Fri. May 12, 10AM-2 PM (\$40) In person only



### Studio With Stephanie Allen

Whether you are new to garment sewing, or have experience, Stephanie will help you with any clothing project or help you finish any project you have begun in one of her classes. You can also get help with alterations, pattern making and more. Sat May 13th 10-1 pm or Thurs July 6th 5:30-8:30 pm (\$30) In person or Zoom



### Bull's Eye with Cyndi

Here's a playful way to add curves to your quilt. Circles of different sizes are cut, then layered with raw edges. Sew around, then slice them in quarters, rearrange, and enjoy the serendipity of your design! Sewists of all skill levels are welcome. Machine required. Mon. May 15, 5-7 PM (\$20) In person or Zoom



QC  
kits



### **FOR BEGINNERS! Sewing School 101 with Linda**

#### **VanNederynen**

Step into the world of sewing! Learn to select the proper fabric, tools and supplies for clothing, home décor, quilting and crafting. You'll gain useful skills and learn techniques as you make several projects: Lined Drawstring Bag, Zipper Pouch, Zip it Pillow and more. Machine and book required. Tues. May 16, 23, 30, and June 6, 5-8 PM (\$120) In person or Zoom



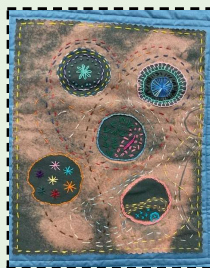
### **The Gentle Art of Hand Embroidery with Kristin Thompson**

Join Kristin for the fun and relaxation of hand stitching. In this beginner friendly monthly series, you'll learn new embroidery stitches, and enjoy dedicated time to practice the gentle art of embroidery. Each class stands alone and features one or two new stitches. Choose to work on a Tranquil Garden Needle Roll or create a sampler of your own. Wed. May 17, July 12, Aug. 23, 5-7 PM (\$20/session) In person or Zoom



### **Free form Hand Embroidery with Sally Sumner**

Come explore the peacefulness and portability of free form hand embroidery. Learn basic stitches for embellishing your clothing, quilts, throw pillows and more. A little sampler and some carefully chosen words can become unique and personal wall art for your home or for a gift. Thurs. May 18, 12-4 PM (\$30) In person only



### **V-Neck or Round Neck T-Shirt with Stephanie**

Make a t-shirt and learn tips for sewing with knits: cutting out, stitching, neckbands, topstitching and hemming. More intermediate students can sew the v-neck, while those new to knits can sew a round neck t-shirt. Must have experience using a sewing machine and working with patterns. Pattern and machine required. Thurs. May 18 and 25, 5-8 PM (\$60) In person or Zoom

### **Beginning Class for Sergers with Edith Johnston**

This class is for anyone who has a serger and needs help from the very beginning. Edith will cover basic threading, inserting needles, adjusting tension, and more. Class size is kept small to give adequate attention to each student. Serger and manual required. All makes and models are welcome. Fri. May 19 OR Sun. July 16, 12-3 PM (\$35) In person only



### **FOR BEGINNERS! Grocery Tote with Jackie Puleo**

This multi purpose bag is great for groceries, knitting supplies, books, or even as an overnight bag. It can feature a favorite fabric! Confident beginners who know how to use a sewing machine are welcome. Choose from two size options, and add a pocket if you wish. Pattern supplied in class. Machine required. Sat. May 20, 10 AM-1:30 PM (\$35) In person only



### **Featherweight Cleaning and Maintenance with Mari Townsend**

Do you have a vintage Singer Featherweight, model 221? They are cute, compact, portable, and perfect straight stitch machines. In this class, you will learn the basics on how to keep your machine in good working order. Book and vintage Singer Featherweight 221 machine required. Sun. May 21, 12-4 PM OR Sat. June 10 OR Aug. 5, 10 AM-2 PM (\$40) In person only



### **NEW! Bucket Hat with Cyndi**

Here's a perfect project for summer fun – a totally reversible bucket hat. The pattern makes sizes small through x-large, so the whole family (babies through adults) can enjoy the sun in style, while keeping faces and necks protected. Pattern and machine required. Mon. May 22, 9:30 AM-1:30 PM (\$40) In person or Zoom



### **NEW! Casserole Carrier with Jackie**

Arrive to that neighborhood potluck in style with a casserole carrier in your favorite fabrics. This would make a great housewarming, wedding or hostess gift. Jackie's classes are always fun – join in and get this done! Fits a 9" x 13" casserole dish. Pattern and machine required. Mon. May 22, 2:30-4:30 PM (\$20) In person only

### **Wensleydale and Beyond with Linda**

Join Linda for one session or the series to explore Jen Kingwell's book, *Quilt Recipes*. Jen's single block designs are easy and interesting with her creative use of quirky, contemporary, delicate, bold, striped and plaid fabric. Learn foundation paper piecing, templates, hand and machine quilting and more. Book, foundation papers and machine required. Wed. May 24, June 21, July 19, 5-8 PM (\$30/session) In person or Zoom





### Easy Appliqué with Kristin

This class is for anyone who is terrified of the “A” word but would love to learn to appliqué. It’s a foolproof preparation method that can then be stitched down by hand or machine. Without needle turning, it is guaranteed to give you that wonderful turned edge look of hand appliqué. Thurs. May 25, 1-4 PM (\$30) In person or Zoom



### Machine Embroidery Workshop with Linda

Create and stitch beautifully digitized embroidery designs in a hoop. All skill levels, and all makes and models of machines are welcome. In this hands-on series, you will learn about fabric and thread choices, hooping, stabilizers and techniques, while you make a project each session. Pattern and embroidery machine with minimum hoop size 5”x7” required. Fri. May 26 OR Sun. June 18, 9 AM-12:30 PM (\$35/session) In person or Zoom

### Scalloped Edges with Kristin

Using the Scallop Template by Creative Grids, easily add that awe factor by creating scallops for 2 to 12 inch borders, adjusting the scallops to fit the sides of any project and making and sewing your binding. A simple quilt to use for class can be sewn using a panel with an attached border. Ruler and quilt top required. Sat. May 27, 10 AM-12 PM (\$20) In person or Zoom



### Stitchers Garden with Kristin

Create a beautiful quilt and learn more about your sewing machine, decorative stitches, and many different presser feet. Each month explore new techniques like pintucking, machine appliqué, couching, sewing on a button by machine, and candle wicking. Open to all makes and models of sewing machines. Each class stands alone. Pattern and machine required. Sun. May 28, June 11, July 9, Aug. 20, 12-4 (\$40/session) In person only



### Intro to English Paper Piecing: Hexagons with Linda

Learn the basics of English Paper Piecing (EPP) and the delight of hand work. We will explore the many possibilities of using hexies: classic, modern, and trendy. You’ll create a flower hexie to turn into a trivet, expand into a placemat, or a larger piece. EPP is a perfect portable project. Wed. May 31, 5-8 PM (\$30) In person or Zoom



### Braid Runner with Linda

This great looking 17”x 52” table runner is sewn with a fast and easy “quilt as you go” method. When you finish piecing, just bind it and you’re done! It’s fun to create a 3D effect by going from a light center out to dark borders. Confident beginners welcome. Pattern and machine required. Thurs. June 1, 9 AM- 12:30 PM (\$35) In person or Zoom



### Cloud Nine with Cyndi

Choose a favorite collection of 12 fat quarters, plus a coordinating background fabric. Cyndi will give you tips and lead you through rotary cutting and sewing this delightful 54” x 70” quilt top. Borders could be added to make it bigger. Beginners are welcome. Pattern and machine required. Thurs. June 1, 5-9 PM (\$40) In person or Zoom

### Disappearing Four Patch with Edith

Use precut charm packs for a wide variety of prints. After basic sewing and quick rotary cutting, it will look like you’ve done very intricate piecing! Machine required. Fri. June 2, 10:30 AM-2:30 PM (\$40) In person only

### Poolside Tote with Jackie

The Poolside Tote is a generously sized all-purpose tote. It has an exterior zipper pocket and a slip pocket option, and a handy key loop. It’s a fun bag to feature your favorite fabrics! This is a great class for an intermediate sewer. Pattern and machine required. Sat. June 3, 10 AM-2 PM (\$40) In person only



### FOR BEGINNERS! Learn to Quilt with Cyndi

Create a small quilt from start to finish! Learn tips and tricks for fast, safe and accurate cutting and piecing squares and triangles. Arrange your pieces to design your own layout. We will stitch the layers together by machine, then make and attach the binding to finish. Sewing machine required. Mon. June 5, 12, 19, 26, July 10, and 17, choose 9:30 AM-12 PM OR 5-7:30 PM (\$150) In person or Zoom



### Quick Curve Ruler with Linda

Sew Kind of Wonderful created unique rulers that allow great success with curved piecing. Choose one of many patterns and the corresponding QCR ruler and Linda will lead you through the steps to measure, cut and sew the curve, then trim to square up your block. Machine, pattern and ruler required. Wed. June 7, 5-8 PM (\$30) In person or Zoom

### Longarm Fillers with Liz

For those who would like to learn different methods of quilting "filler" designs, join this free motion class and get hands-on experience on the stand-up longarm machine. We will cover stippling, swirls, concentric circles, leaves, flowers, and dot-to-dot. All materials will be provided. Thurs. June 8 or Fri. Aug. 11, 9:30 AM-12:30 PM (\$30) In person only




### Longarm Feather Designs with Liz

Learn free motion feather designs on a longarm! Start with a simple "cat's paw" feather with no backtracking, then proceed to longarm feathers, "hump and bump" (formal Amish feather), "dragons tail feathers", and variations. We will practice quilting feathers into squares, triangles, and wreaths, and start with straight spines and graduate to curved spines. Thurs. June 8 or Fri. Aug. 11, 1-4 PM (\$30) In person only



### Getting Started with Westalee Rulers with Linda

Westalee rulers are designed for home sewing machines as guides for free motion quilting. Learn to properly attach the ruler foot to your machine, then to move the fabric while the foot hugs a ruler edge. With Linda's tips, you'll soon be creating beautiful designs on several different rulers. Machine, foot, and rulers required. Fri. June 9, 9 AM-12 PM (\$30) In person or Zoom



### Intro to Foundation Paper Piecing with Linda

Do sharp points elude you? Do you have trouble getting your seams to meet exactly? Foundation paper piecing makes it easy to be extremely accurate even when sewing tiny pieces. You need only know how to sew on the straight lines of your foundation paper! Book and machine required. Tues. June 13, 5-8 PM (\$30) In person or Zoom



### NEW! Easy Charm Quilt with Lauren Dowd

Confident beginners, including teens, are welcome to join this class. Choose a charm pack (a prepackaged set of 42 five inch squares), plus two coordinating fabrics and Lauren will lead you through making a simple lap size quilt top. Machine required. Thurs. June 15, 10 AM-2 PM (\$40) In person only

### NEW! Wren Blouse with Stephanie

Come sew a short sleeve blouse or dress using rayon challis or shirting fabric. You will learn techniques for working with delicate fabrics, adjusting the pattern to your body, sewing a placket and buttonholes. Suitable for intermediate sewists who can follow a basic pattern, and know their machines. Pattern and machine required. Thurs. June 15 and 22, 5-8:30 PM (\$70) In person only



### Studio with Valerie

Do you have a One Block Wonder or a French Roses quilt in progress? Do you need help with a fabric collage quilt? Gather your tools, your project and instructions, dedicate this time to work on it and Valerie will help you finish up. Fri. June 16 OR Aug. 18, 10 AM-2 PM (\$40) In person only



### Know Your Knit Fabrics with Stephanie

Stephanie's lecture covers similarities and differences between types of knits, and special techniques to sew them, which knits work for which types of clothing and how to select them for your projects. The class kit (included in price of class) contains 12+ knit samples to label for future reference. All sewing levels welcome. Sat. June 17, 10 AM-12 PM (\$30) In person or Zoom

### Fabric Greeting Cards with Sally Sumner

Greeting cards are fun, creative, and a great way to use scraps and explore new stitches and techniques. Sally will supply embellishments and lots of ideas. Your unique cards will be able to be sent through the mail. Machine required. Supply fee of \$10 is included in the cost of the class. Sat. June 17, 12:30-3:30 PM (\$40) In person only



### NEW! Visible Mending with Sally

Visible mending can bring new life to fabric that is worn, and add flair at the same time. Learn hand sewn stitches and techniques to mend, stabilize or simply enhance your garments or household items. In class you'll create a sampler of stitches to reference for future visible mending projects. All skill levels are welcome. Mon. June 19, 1-4 PM (\$30) In person only





### Range Backpack with Haley Logsdon

This useful and fun backpack is great for any outing where you need to be hands free. The foldover top and closure keep things secure, while the front zippered pocket keeps essentials within easy reach. Featuring adjustable straps, it measures 15" tall, 10-1/2" wide x 4" deep at base. Pattern and machine required. Fri. June 23, 9:30 AM-1:30 PM (\$40) In person only



### French Roses with Valerie

Sewing French Roses is so easy and so much fun that we encourage beginners to try it. The edges of the flowers are raw so they "bloom" when washed. This works well in flannel, woven plaids, and prints. Enjoy playing with fabric and watch your garden grow! Pattern and machine required. Sat. June 24, 10 AM-2 PM (\$40) In person only



### NEW! Sew Organizer with Liz

Create a useful and cute organizer for your sewing notions. An internal frame holds everything upright and in place. Choose favorite fabrics, and make your first one in class. You may want to make many more as gifts for friends who sew. The required pattern includes frame, elastic and label. Machine required. Sun. June 25, 12:30-3:30 PM (\$30) In person only



### New Owner Training: Pfaff Ambition and Expression with Cyndi

Learn about your Pfaff Ambition or Expression sewing machine. We'll cover basic operation, when to use which feet, selecting and adjusting stitches, care and maintenance. Where applicable, you will also learn to use the memory functions. Tues. June 27, 5-9 PM OR Mon. Aug. 28, 12-4 PM (Free with machine purchase at Quilters Corner, \$125 for others) In person or Zoom



### Serger 2.0 with Edith

This class takes you beyond Edith's Beginning Serger class and is designed for those who can thread their serger and generally understand how it works. We will cover rolled hem, differential feed, and zipper insertion, depending on your machine's capabilities. Class size is kept small. Serger and manual required. Thurs. June 29, 12:30-3:30 PM OR Sun. Aug. 13, 12-3 PM (\$35) In person only



### Studio with Linda

Here is a great opportunity to make progress, with Linda's help, on a project you have begun in one of her classes: Sewing School, Quick Curve Ruler, Westalee rulers, machine embroidery, and more. She's also happy to assist with patterns to sew clothing. Don't let your UFO's (unfinished objects) pile up! Fri. July 7, 9 AM-1 PM (\$40) In person or Zoom



### Curves Two Ways with Marcy Rosenkrantz

Free yourself from straight line seams. We will explore the curved piecing techniques of two quilters: the late Ruth White, who taught classes at Quilters Corner, and Karen Eichmeier. Sewing curves will give you new options for future quilting, clothing and home dec projects. Machine required. Fri. July 7 and 21, 2-4 PM (\$40) In person only



### NEW! Tools of the Trade Bag with Haley

This large bag will fit your 18" by 24" cutting mat, rulers, and sewing notions and is perfect for classes, sewing retreats, and simply traveling. In this two day class we will be quilting, cutting, and sewing. Pattern and machine required. Sat. July 8, 10 AM-4 PM and Sat. July 22, 9:30 AM-4:30 PM (\$130) In person only



### NEW! Field Bag or Town Bag with Jackie

These stylish bags are ideal for knitting, sewing, embroidery and more. Choose one to make in class, and receive tips for making both. They feature a roomy main compartment with interior pocket, and the Town Bag also has exterior pockets. Drawstrings close them up, and straps mean they can be taken along easily. Pattern and machine required. Mon. July 10, 1-3:30 PM (\$25) In person only



### Pet Portraits with Louise Felker

Capture a beloved pet in fabric and thread. Students will send a photo to Louise a week before class so she can create a custom pattern. She will walk you through layout, fabric choice, placement, and thread painting. Pattern and transfer paper are included in class fee. Machine required. Thurs. July 13, 20 and 27, 5-7:30 PM (\$85) In person only



### **Kid's Beginning Sewing Camp with Stephanie**

Kids ages 8 and up, come learn to sew on the sewing machine! Beginners will start by sewing a pillowcase, zippered pouch, and a pincushion. Email the teacher with questions: thepetitesewist@gmail.com. Machine required, but you may use one of ours. Tues. Wed. and Thurs. July 18, 19 and 20, 1-3:30 PM (\$75) In person only



### **NEW! Alterations Help with Stephanie**

Bring your misfit clothing items and Stephanie will teach you how to fix or alter them: shortening or hemming pants/skirts, garment is too loose or too tight, back of pants gapes, armhole gapes, straps too long/too short, zipper issues. Email her prior to class to discuss what materials you will need to address your specific project. Fri. July 21, 5:30-8 PM (\$25) In person only

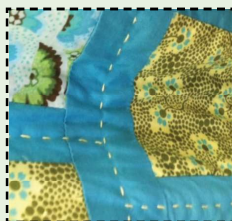
### **Landscapes with Louise**

Do you have a favorite landscape photo? Louise can help you render it in fabric and thread. Students will send a photo to her a week before class and she will create a custom pattern. She will walk you through layout, fabric choice, placement, and thread painting. Pattern and transfer paper are included in class fee. Machine required. Sun. July 23 and 30, 11 AM-4 PM (\$110) In person only



### **Big Stitch with Cyndi**

Learn a quick and easy hand quilting stitch that will add a sweet personal touch to your quilts. Cyndi will also teach you a hand embroidery stitch that will make binding your quilts lots of fun. You will love the portability of hand work! Stitch on your own quilt in progress or make a small wall hanging in class. Mon. July 24, 5-7 PM (\$20) In person or Zoom



### **FOR KIDS! Kids Intermediate Sewing Camp: Wrap Skirt and Bottle Tote with Stephanie**

This class is for kids, ages 10 and up, who have used a sewing machine, made several projects, and can follow a seam allowance. Pattern is included. You may email the teacher with questions - thepetitesewist@gmail.com. Sewing machines provided for use in class. Tues. Wed. and Thurs. July 25, 26 and 27, 10 AM-1 PM (\$105) In person only



### **NEW! Birdsong with Cyndi**

This delightful quilt features six different birds made with quick and easy piecing. Cyndi made our sample, and will share tips for organizing, cutting and sewing. Purchase our kit, or your own 2 1/2" strips and background fabric. We will make one block in class, which will give you the skills to make the rest. Book and machine required. Tues. July 25, 5-8:30 PM (\$35) In person or Zoom



### **Knits 101 with Stephanie**

Learn to sew with knits or level up your skills. Beginners can choose a simple round neck t-shirt or leggings pattern from the shop. More experienced sewists will have lots of choices, including swimwear and lingerie. Must be comfortable using a sewing machine. Email Stephanie with questions: thepetitesewist@gmail.com. Pattern and sewing machine required. Wed. July 26 and Aug. 2, 5-8:30 PM (\$70) In person or Zoom




### **Crisscross Apron with Beth Bowen**

This reversible crisscross apron is made with just 2 yards of fabric. It's a fun project for even a confident beginning sewer. Make one for yourself, another for the person you love spending time in the kitchen with, and several more for gifts! Pattern and machine required. Fri. July 28, 12:30-4:30 PM (\$40) In person only



### **Fabric Collage Quilt with Valerie**

A giraffe, unicorn, owl, fox and more! Choose a fabric collage pattern from Laura Heine, and Valerie will help you bring it to life. This is easy enough for a beginner. It's so much fun to work on with your classmates, exchanging fabric and ideas, and watching each collage grow! Pattern required. Sat. July 29 and Aug. 12, 10 AM-2 PM (\$40) In person only



### **NEW! Kaleidoscope Four Patch with Cyndi**

Start with one fabric, perhaps a large floral, a novelty, or a multicolor geometric. We will carefully line up repeats in the print, cut through four layers, choose a favorite kaleidoscope for each set, and sew. Each block is a delightful surprise! Machine required. Mon. July 31, 10:30 AM-4:30 PM (\$60) In person or Zoom





### Improvisational Piecing with Cyndi

Use up some scraps, bust your stress, and remember what it is like to play! Bring a theme fabric and lots of scraps or fat quarters, and Cyndi will help you loosen up. You will leave with many blocks finished, and a concept for completion of your one-of-a-kind improv quilt. Machine required. Tues. Aug. 1 and 8, 5:30-7:30 PM (\$40) In person or Zoom



### Clone Your Clothes with Stephanie

Do you have a piece of clothing that fits so perfectly that you want to duplicate it? Learn to take a simple garment and transfer that design to tracing paper, add seam allowances and other details to ensure sewing success. Stephanie will demonstrate with tops and bottoms, then you can practice on your own clothing. Thurs. Aug. 3, 5:30-8:30 PM (\$30) In person or Zoom

### NEW! Sophie Bag with Haley

The Sophie Bag is a small cross-body bag made from cork that fits most cell phones and has two credit card slots, perfect for running errands or for travel. It's a great introduction to sewing with cork, and beginners are welcome. Quilters Corner has cork cut for this bag. Pattern and machine required. Fri. Aug. 4, 9:30 AM-12:30 PM (\$30) In person only



### Sew Together Bag with Sharon Darlow

With its many dividers and zippered compartments, the Sew Together Bag is the ultimate organizer and carrier for sewing notions, toiletries, or crafting supplies. Have fun choosing favorite fabrics, and Sharon will help you create your unique version. Pattern and machine required. Fri. Aug. 4, 1-6 PM (\$50) In person only



### Intro to Machine Quilting with Cyndi

Learn basics about machine quilting that will make you more successful: proper needles, thread, batting, tools and machine features. Then you'll practice some simple designs that are beginner-friendly—first with a walking foot and then free motion—so you can finish your quilts with confidence. Machine required. Mon. Aug. 7 and 14, 10 AM-12 PM (\$40) In person or Zoom



### Diamonds with Cyndi

Add a diamond-shape block to your piecing skill set! Learn to cut 60° diamonds, using only your standard rotary cutting ruler. There will be several design options, and several ways to sew them together. We will add side and corner triangles to make a lap or baby quilt. Machine required. Mon. Aug. 7 and 14, 5-7 PM (\$40) In person or Zoom



### NEW! Strike Quilt with Jackie

Join Jackie in making this beautiful 48" x 48" quilt featuring half square triangles. It is made from 6 half yards of fabric: 2 lights, 2 darks, and 2 mediums. Kits are available, made from the Ruby Star Firefly line or choose your own favorite fabrics. Pattern and machine required. Mon. Aug. 7 and 21, 1-3 PM (\$40) In person only



### Radiant with Beth

We love the 3D effect of Radiant! Make this graphically pleasing quilt with a stack of fat quarters, a dark accent and a light accent. The pattern covers sizes from baby to king. Beth will lead you through the cutting and piecing, so you will have a solid start on your quilt top. Pattern and machine required. Thurs. Aug. 10, 12-4 PM (\$40) In person only



### Fearless Free-Motion - The Basics with Pat Merkle

Become fearless about free-motion quilting on your domestic sewing machine. You'll learn about basting, batting options, needle and thread choices, tension, and more. Learn to stitch on a line, travel, echo and then move on to fun filler designs. Machine required, extension table recommended. Thurs. Aug. 17, 1-5 PM (\$40) In person only



### Tuffet Workshop with Kristin

Everyone needs a tuffet, a one-of-a-kind piece of upholstered furniture for your own home or for a great gift. In the first session, Kristin will guide you to sew your tuffet cover. In the second session, she will bring her tools and you will build the upholstered foundation. Sat. Aug. 19, 9:30 AM-4:30 PM and Sun. Aug. 27, 9:30 AM-1 PM (\$105) In person only



### Basting with Cyndi

Do you have a quilt top finished that you need to sandwich or baste in preparation for quilting? Needing to baste can halt your progress. Many hands make light work! Learn to baste in a frame with other students to help. We will baste one top each, and more if there is time. Mon. Aug. 21, 5-7:30 PM (\$25) In person only

### Bag Studio with Haley

This is for anyone who might be stuck, starting a new project, or has never made a bag before. Haley has her own sewing business and has made over 100 bags, including some of our shop samples. Bring your project and she will help you along the way with any of your bag making needs. Fri. Aug. 25, 9:30 AM-1 PM (\$35) In person only



### Intro to Machine Appliqué with Kristin

Kristin will cover machine basics, as well as how to choose the right threads, needles, fusible webs, and stabilizers. You will practice satin stitch, buttonhole stitch, and more. Start with easy exercises and then begin a small quilt or wall hanging that uses your new skills. Machine with zigzag stitch required. Fri. Aug. 25, 2-6 PM (\$40) In person only

### NEW! Pattern Adjustments with Stephanie

This class will address common fit problems for tops and bottoms. You will practice adjustments on miniature patterns, included with class fee. Stephanie will tailor the class to students' unique fit issues, and will help adjust their own clothing patterns. Email Stephanie with your specific questions: thepetitesewist@gmail.com. Sat. Aug. 26, 10 AM-1 PM (\$36) In person or Zoom

### NEW! Thread Bag and Pincushion Set with Liz

Using the Uptown Debbie Brown pattern, create a stylish and practical sewing accessory. Bag and pincushion are attached with hook and eye, so it's easy to empty the threads. The bag itself would be a cute child's purse, and the set would make a great gift for sewing friends. Pattern and machine required. Sun. Aug. 27, 1:30-4:30 PM (\$30) In person only



### Color Confidence for Quilters with Cyndi

Do you agonize over your fabric choices when planning to make a quilt? Learn the language of color, explore the color wheel, and play with fabric combinations. You will gain insight into why some quilts sing and others fall flat, and become more confident in your own unique color voice. Mon. Aug. 28, 5-7 PM (\$20) In person or Zoom

### Know Your Apparel Woven Fabrics with Stephanie

Stephanie's lecture will cover various woven clothing fibers (silk, cotton, polyester, etc.) You will learn how fiber content and the type of weave affect a fabric's qualities, and what projects each is good for. The included class kit will contain 15 woven samples that you can label for future reference. All sewing levels welcome. Wed. Aug. 30, 5:30-8 PM (\$35) In person or Zoom

### Jelly Roll Rug with Kristin

All it takes to make this fun area rug is a jelly roll (set of 42, 2 1/2" strips) and strips of cotton batting. It's lots of fun and so customizable. One jelly roll makes a washable rug about 30" x 44".



Beginners are welcome. Pattern and machine required. Thurs. Aug. 31, 10 AM-3 PM (\$50) In person or Zoom

## Class Policies

- Payment must accompany class registration.
- You may withdraw from a class and receive a full refund up to four days before the class begins. After that time, no refunds will be issued unless you or we can fill your spot.
- We'll notify you and give a refund if we cancel a class.
- Be considerate of your teacher and other class members; please leave children and guests at home.
- We encourage you to make sure the class has the minimum enrollment before you purchase supplies.
- Sewing machines are available and free for class use; be sure to reserve one when you register.
- Remember to request your 10% discount when buying supplies for Quilters Corner classes.
- Please purchase supplies before class begins so you don't miss anything!
- If your class will be held outside of store hours, please use the back door near the parking lot. If it is locked, use the doorbell.

## Reserve a Machine!

Use a Baby Lock or Pfaff machine during class for FREE! Reserve one when you sign up.  
[www.e-quilterscorner.com](http://www.e-quilterscorner.com)



## New Patterns

Ask us about our favorite new patterns!

**Haralson:** Haralson is a crossbody belt bag that's perfect for everyday use. It is compact and easy to wear across the front or back of your body. It's a great bag for travel and security and can be customized to suit your needs. The back zippered pocket is perfect for your phone and has a roomy interior and inside zippered pocket. New from Noodlehead (Anna Graham), one of our favorite bag designers.

**Making Backpack:** Here is another bag by Noodlehead that we just love. It's perfect in its simplicity. The pattern includes regular and mini sizes and we have all the webbing, sliders, buckles and zippers you need to make it look fantastic. Jackie made our sample and painted the exterior fabric with 3 coats of Liquid Vinyl to make it water and stain proof! It's the perfect bag for travel, hiking and everyday use.

**Sophie Bag:** Taking a walk? Going to a festival or sporting event? Travel light with the Sophie cell phone and card case. By carrying your cell phone and ID/credit card with this convenient cell phone holder, you won't be weighed down by a traditional cross body bag. The pattern is written for cork or faux leather, so construction is very fast and easy. We have a large selection of cork to choose from and we carry all the hardware needed. Look for a class with Haley.

**Uptown Debbie Brown:** A little bag next to your sewing machine is very handy to collect those pesky thread and fabric scraps. Uptown Debbie Brown is just the thing you need! It's a stylish thread bag and pin cushion set. The weighted pin cushion sits on the edge of the sewing table and the detachable bag hangs below. In addition to gobbling up thread, the bag would also make a darling child's purse or be a perfect place for your Wonder Clips. Look for a class with Liz.

**Casserole Carrier:** This easy to construct, insulated casserole carrier is a must for transporting food (hot or cold) to potlucks, tailgate parties, family gatherings, and more. They also make great gifts for the cooks in your life. It is easy enough for a confident beginner to make and it fits a 9" x 13" casserole dish. Look for a class with Jackie.



## New Kits

**Fab Farm** by Elizabeth Hartman

Make these charming patchwork farm animals using conventional patchwork techniques – no templates or paper piecing! The pattern includes two sizes, small 38" x 39" and large 75" x 77" and includes a horse, cow, goat, sheep, pig, chicken, bee, and sunflower. We have made several Elizabeth Hartman quilts over the years and have found her patterns to be cute as the dickens, also organized and clear. Drop by to see our sample. We think you will love it! Pattern and kit for the larger size available.



**Birdsong**

This charming bird quilt is made with half-square triangles and flip-over corners – nothing complex! There are six different bird blocks that we have made with lovely Tilda fabrics. Our kit has the pre-cut 2 1/2" strips you need to create the birds, the buttons for eyes, and the rest of the fabric to make the top plus the binding. Cyndi made our sample and had a blast quilting the birds and giving them fun personalities. She also added a four patch border with the plentiful leftover fabric provided in the kit. The finished size is 48" x 60" (before the added border) and the pattern is in a wonderful book by Pam & Nicky Lintott called *Jelly Roll Quilts the Classic Collection*. A sweet quilt for the bird lover in your life. Look for a class with Cyndi to get you started, in this newsletter.



## Linda's Tech Corner

Quilters Corner offers sales and service of both Pfaff and Baby Lock machines and service of most other brands. What can you do to maintain your machine between professional cleanings?

After each major sewing project, remove needle plate and remove lint and debris from in and around the bobbin case and in between the feed dog teeth.

Change your needle – a general recommendation is after 6-8 hours of actual sewing time.

Use good quality thread to avoid unwanted thread "tangles," thread breakage and jams.

Use a compact, uniformly wound bobbin. Be sure the bobbin is the correct one for your machine.

When not in use, store your machine in a space free of humidity, with a cover. Put the needle in the down position and with a piece of fabric between the feed dogs, lower the presser foot.



## Ithaca Modern Quilt Guild

Meetings are on the first Sunday of the month from 1-3 PM at Quilters Corner.  
All are welcome. Bring show and tell!

# Quilters Corner

518 West State (Martin Luther King Jr.) Street  
Ithaca, New York 14850  
Telephone 607.266.0850  
[www.e-quilterscorner.com](http://www.e-quilterscorner.com)  
[quilters@e-quilterscorner.com](mailto:quilters@e-quilterscorner.com)  
Like us on Facebook @quilterscornerithaca

PRSRT STD  
U.S. POSTAGE  
PAID  
ITHACA, NY  
PERMIT NO. 780

Authorized dealer for



## Web Wednesdays

On Wednesdays around 11 AM, tune in for Quilters Corner's Facebook Live chats. Linda, Cyndi and Kristin do a drawing for a weekly prize, show you what's new in the shop, and offer an exclusive sale. Sometimes there's a demo, sometimes a sneak peak at what's coming. If you miss us live, it is recorded and you can go back and catch up on previous sessions.




## Open Sewing at QC

The lovely classroom at Quilters Corner is open for sewists most Tuesdays and Wednesdays, from 12 to 4 PM. Bring your project and make new friends! Irons are on and Pfaff and Baby Lock sewing machines are available for your use. Call or stop in to reserve a table as sessions are limited to 8 people.

It's only \$5 per session. Additional open sewing times may be available during shop hours. Call us at 607-266-0850 to find out more.

## Ditto Pattern Projection

The Ditto Pattern Projection System makes it possible to adapt to any body measurement, create a custom fit, and make design changes on the fly. Ditto compresses hours of work into minutes, eliminates errors in following a paper pattern, and lets sewists get to the fun faster. Simply launch the app, project your personalized pattern onto the included Ditto cutting mat, and start cutting fabric in minutes! Comes with hundreds of customizable Ditto patterns from top brands and indie pattern makers.



## Row by Row Experience 2023

Visit Quilters Corner June 1-August 31 for our free pattern for Row by Row Experience. Kits are available in person or on our website. For more information, see: [rowbyrowexperience.com](http://rowbyrowexperience.com)

## Store Hours

Quilters Corner is open Monday-Friday 10 AM-5 PM, Saturday 10 AM-4 PM, and Sunday 12 PM-4 PM. We'll be closed May 29 for Memorial Day, July 4 for Independence Day, and September 4 for Labor Day.