



# Newsletter and Class Schedule



Owners: Marilyn & Jerry Petersen

[www.cottonandchocolate.com](http://www.cottonandchocolate.com)

September thru December, 2025

## Fall 2025

Welcome to our Fall Newsletter and Class Schedule. We are thrilled to be in our 21st year and are very proud to have served our community for so long. We know how much our customers appreciate us and in return we are grateful for the patronage.

As usual you will find many opportunities in this Newsletter to help satisfy your desire to quilt, meet new friends, and learn new skills. If you have any questions regarding our clubs and classes, don't hesitate to reach out to us either directly at the store or by email at:

[jerry@cottonandchocolate.com](mailto:jerry@cottonandchocolate.com)

Happy Quilting ~ Marilyn & Jerry

## Quilt Sample & Fabric Sale

**Saturday-Sunday, November 22nd- 23rd**

This is a great opportunity to purchase a quilt for yourself or to give one as a holiday gift.

Instructors and staff will have their retired shop samples and other goodies for sale. **Cash or check only payable to seller.**

**Storewide 15% Off All Fabric**

**Includes cut bolts, cut goods, fabric packs**

**25% Off All Fall & Holiday Fabrics**

**Cannot be combined with any other discounts**

**Join the After-Holiday Frenzy**

## End of The Year Sale

**Dec 26, 27, 28, 30, and 31**

**15% off fabrics**

**(40% off holiday fabrics)**

*Get started on your 2024 stash!*



## Long Arm Quilting Services

In case you haven't noticed, we are now offering long arm quilting services for edge-to-edge quilting. Our base price is 2.75 cents per square inch for the quilting. You can either provide your own batting or purchase from us. We offer Bamboo, Wool, Warm & Natural, Warm & White, and Quilter's Dream Select. Remember, your backing and batting needs to 4 inches larger than your quilt top on all sides. For more information, download our [Long Arm Receiving and Estimation form](#). A link to this form can also be found at the top of our homepage. Simply complete the form and bring your quilt top and back to the shop. We'll help you select a thread color and pattern, then give you a complete estimate before you leave.

## Need a New Sewing Machine or Repair?


We are partnering with Kingdom Sewing in Simi Valley. They sell Baby Lock, Janome, and Handi Quilter. They offer both sales and service including your Singer Featherweight.

They are generously providing a Baby Lock Presto machine for use in our classroom. Call ahead to reserve.

Kingdom is a full service sewing machine and vacuum store located at 1790 E. Los Angeles Ave. (In the Palm Center), Simi Valley, CA 93065. Kingdom Sewing's phone number is 805-579-1571.

For Bernina sales and repairs we recommend Mayhalls Sewing and Vacuum located at 2252 Honolulu Ave, Montrose, CA 91020. Their phone number is :(818) 249-2466. We also recommend Grant House Sewing Center located at 336 E. Cota St., Santa Barbara, CA 93108. Their phone number is 805-962-0929.





## 2026 Saturday Sampler BOM Program

The quilt design is called Mayfair and will be a **12-month Block-of-the-Month (BOM) program starting January 2026**. The quilt has been designed by Wing and a Prayer Design who we love because they write great patterns! The fabrics are all **beautiful Tonga batiks** from Timeless Treasures. This beautiful quilt finishes at 108"x108" when you include all borders. There are two smaller options shown below including the queen that finishes at 96"x108" and the Large Throw that finishes at 86"x86". There is also a beautiful applique option on the middle center round—so you can either elect to piece this section as shown or complete this area as the floral applique. Marilyn will be demonstrating raw-edge applique to complete this area if you want to give it a try!



Our Saturday Sampler BOM program includes the pattern and all fabric for the top and binding, plus access to live demonstrations each month at the store as well as YouTube videos detailing the cutting and piecing for each month. In the videos Marilyn will be going over tips and techniques to help you successfully complete your quilt.

Making this quilt does require using some special tools (rulers). We recommend and use the Studio 180 Deb Tucker tools and will be providing detailed instructions on how to use them in the making of this quilt.

The **retail price for this program** for the King and Queen size is \$359.99 plus tax and shipping. The retail price for the Large Lap size is \$279.99 plus tax and shipping. For a limited time we are offering our existing customers a **15% discounted price** of \$305.99 for the King/Queen and \$237.99 for the Lap.

A non-refundable deposit of \$100.00 is required up front. If you are paying your deposit online, select in-store pick-up to avoid paying for shipping. The balance will be due when the program starts. **For an even better price, our existing customers can pay upfront and get a 20% discounted price of \$287.99 for the King/Queen or \$223.99 for the Lap.**

We are also offering an Oops kit which contains one Fat Quarter of each of the 13 fabrics used in the quilt. The retail Oops kit price is \$54.99. Your 15% discounted price is just \$46.75. Backing options will be provided mid-year at 15% off.

If you are participating remotely and require shipping, we will be charging exact shipping costs as they occur. Each month shipping will vary. You must provide a credit card number on file for us to charge the shipping.

Dates for demonstrations and block pick-up are generally the first Saturday of each month, and will be announced at as we near the start of the program.


Click [here](#) to preorder King/Queen (Deposit)  
 Click [here](#) to preorder Lap (Deposit)  
 Click [here](#) to pay-in-full King/Queen  
 Click [here](#) to pay-in-full Lap  
 Click [here](#) to pre-order Oops Kit



Queen Size: 96"x108"



Throw Size: 86"x86"



**Class Registration is open now !!  
Sign-up either in-person at the Shop or Online.**

### CLASS INFORMATION

All class samples are available for viewing at the shop - please stop by. Some classes fill early and a waiting list is then taken for the filled classes. You will be contacted if there is an opening on a first come - first served basis.

#### How To Register

You can enroll by either stopping by the shop or calling and providing a credit card number for billing, or you can register [online](#). Once registered, you will receive a supply list for the class.

**Please note:** Unless otherwise specified by you at the time of enrollment, you consent to have your photograph taken during class and allow its use for the Shop's promotional purposes.

#### General Class Information

*All classes assume that you have basic rotary cutting and piecing skills (even when the class level states "Confident Beginner") If you do not have these basic skills, please join us for one of our "Learn to Quilt" classes. (see page 8).*

1. Most classes require that you bring your sewing machine. Be sure that it is in good working order.
2. Most classes require basic rotary cutting and sewing experience.
3. Most classes require basic sewing supplies (thread, scissors, rotary mat and cutter, seam ripper, etc.) See specific course supply lists for additional supplies needed that may include either a book or pattern.
4. Most classes teach the assembly of a quilt top. Layering, basting and quilting are taught in separate classes.
5. We are unable to accommodate children, guests, family members or pets in class.
6. The entire class fee is required to reserve your space in the class.
7. Please respect your classmates and set your cell phone to vibrate during class. If you must make/take a call, please do so away from the classroom area.
8. "Confident Beginner" means that you have rotary cut and machine-pieced a quilt within the past 6-months. Please select your classes accordingly.
9. No children under the age of 18 allowed in any class unless otherwise designated as such.

#### Cancellation Policy

1. If you are unable to attend your class and provide 7 days advance notice, you may transfer to another class or receive a store credit or a refund. If you cancel with less than 7 days notice, please find a friend to take your place, as the class fees are not refundable.
2. All classes have a minimum enrollment number. If it is not met and the class is cancelled, you may transfer, receive store credit or receive a refund of your class fee.

**Cotton & Chocolate is a  
"preferred" shop for Sew Kind  
of Wonderful products**



We carry most of their tools and patterns.  
Marilyn is also a certified teacher for all  
their methods.

#### **SATURDAY SAMPLER PROGRAM 2025 "Stormy Seas"**

**HOSTS ~ MARILYN & JERRY PETERSEN**  
(and Assistants Susan Marino & Lauren Bauman!)

The following are the dates for the pick-up and  
demonstrations first four months:

**Sat Sep 13, Oct 4, Nov 1, Dec 6 11:00 - 11:50**


*Connect with us!*



Post photos of  
projects you've  
made in class or  
using our fabrics. Tag us at  
**@cottonandchocolate1**







## JOIN IN ON THE FUN!

### **PAPER FOUNDATION PIECING ~ Judy Niemeyer Paper Piecing Technique**

#### **TEACHER ~ CATHERINE WILSON**

This class is taught by a Judy Niemeyer Certified Instructor and meets monthly at the shop. You can start at anytime, work on an existing project, or start a new one. Catherine is ready to help you whether you are a beginner or a regular. She has pattern and project suggestions and can also help you select fabrics.

Sat Sep 6	12:00 - 6:00	Fri Nov 28	10:00 - 4:00
Sun Sep 7	10:00 - 4:00	Sat Nov 29	10:00 - 4:00
Sat Oct 4	12:00 - 6:00	Sun Nov 30	10:00 - 4:00
Sun Oct 5	10:00 - 4:00	Sat Dec 6	12:00 - 6:00
Sat Nov 1	12:00 - 6:00	Sun Dec 7	10:00 - 4:00
Sun Nov 2	10:00 - 4:00	(Look for January 1st-4th in 2026)	
All classes are \$44.00.		Click <a href="#">here</a> to register online.	



### **ELIZABETH HARTMAN CLUB ~ VICKI TYMCZYSZYN**

Come join this club centered around Elizabeth Hartman patterns.  
*All levels*

Thur Sep 4, 25	10:00 am - 2:00 pm	\$20.00
Thur Oct 2, 9, 23, 30	10:00 am - 2:00 pm	\$40.00
Thur Nov 6, 13	10:00 am - 2:00 pm	\$20.00
Thur Dec 4, 11, 18	10:00 am - 2:00 pm	\$30.00

Click [here](#) to register online.



### **TULA CLUB ~ VICKI TYMCZYSZYN**

Do you have a Tula Pink kit ( or two, or ten?) that is languishing on your shelf? Bring it and sew along with like-minded friends and we'll put a dent in that stash.

#### *All Levels*

Fri Sep 5, Oct 3, Oct 31, Dec 5	4:00 - 8:00 pm	\$40.00
---------------------------------	----------------	---------

Click [here](#) to register online.



### **JELLY ROLL CLUB ~ VICKI TYMCZYSZYN**

Do you have a few Jelly Rolls that have been sitting on your shelves because you're not sure what to do with them? Well, pick up one of these books, or bring one of your own, patterns work, too; and let's get them off the shelf and into a quilt. Work on any Jelly Roll pattern with like-minded quilters for a fun session.

*Confident Beginner ~ Book or Pattern Required*

Tue Sep 23, Oct 28 and Mon Nov 17, Dec 15	5:15- 8:15 pm	\$40.00
---	---------------	---------

Click [here](#) to register online.



### **FEATHERWEIGHT CLUB ~ RIKA BOCHEN**


Do you love and enjoy sewing with your Vintage Featherweight machine as much as I do - join this new club. Bring your Featherweight and any project you would like to work on ! It doesn't matter how old or what color your Featherweight is - this is your chance to spend more time with all the Featherweight friends among us. Join us once a month for fun and fellowship!

*All levels - bring your own project*

Fri Sep 5, Oct 10, Nov 7, Dec 12	10:00 am - 1:00 pm	\$40.00
Wed Sep 17, Oct 15, Nov 19, Dec 17	5:00 pm - 8:00 pm	\$40.00

Click [here](#) to register online.





## CLUBS! CLUBS! CLUBS!

### TILDA & MORE CLUB TEACHER ~ SUSAN MARINO

Do you love Tilda? Then this is the club for you. Whether you have a kit that you need to work on, or just want to come sew with friends as we work together to complete projects, you can put a dent in your list of projects. This club is open to all including non-Tilda fans!

*All Levels*

Tue Sep 16, Oct 21, Nov 18, Dec 16 5:15 - 8:15 \$40.00  
Click [here](#) to register online.



### JEN KINGWELL CLUB (Replacing Wander's Wife Club) TEACHER ~ SUSAN MARINO

This is a continuation of our Wanderer's Wife Club. Come join us to work on your Jen Kingwell patterns. We will be moving on to other designs and not everyone will be working on the same project.

*Confident Beginner*

Tue Sep 2, Oct 7, Nov 4, Dec 2 5:15 - 8:15 \$40.00  
Click [here](#) to register online.



### BAG CLUB TEACHER ~ SUSAN MARINO

We are going to work on a bag a month. Start off small and work up to some others as we move along. We will have kits for you to make like the samples or the pattern if you would like to use other fabrics.



### Two Big Totes



Includes coupon for \$5 Add-On

Oct

Nov

Dec

*All Levels*

Sat Oct 18 (Kristen Bag)	12:15 - 3:15	\$25.00
Sat Nov 1 (Maxwell Bag Pt 1)	12:15 - 3:15	\$25.00
Sat Nov 8 (Maxwell Bag Pt 2)	12:15 - 3:15	\$25.00
Sat Dec 6 (Big Totes)	12:15 - 3:15	\$25.00

Click [here](#) to register online.

### MCKENNA RYAN PROJECT CLUB TEACHER ~ MARILYN PETERSEN

Enjoy the beauty of McKenna Ryan patterns while learning how to create a stunning quilt. Work on your own McKenna project or purchase a kit. All steps are covered so you can do this from start to finish! Join the club and receive a 15% discount on all kits.

*All Levels*

Tues Sep 30, Oct 28, Nov 25, Dec 16  
5:15 - 8:15 \$30.00

Click [here](#) to register online.



### "SASSY SEWERS" CLUB!! LEADER ~ MARILYN PETERSEN

Join Marilyn once a month to work on any project you would like! If English Paper Piecing is your thing, then bring it along. Does your applique project need some love? This is your chance to spend some extra time on it. How about that McKenna Ryan project you are trying to finish? Just want to come and get sassy? This is the place! There are 16 spots and they fill up quick, so I hope you can join in - we sure get a lot done!

*Any Level ~ Bring Your Own Project*

Thu Sep 18, Oct 16, Nov 13, Dec 18 5:15 - 8:15 \$30.00  
Click [here](#) to register online.

### HARVEST MEDALLION CLASS MARILYN PETERSEN

This beautiful raw-edge applique wall hanging class is an opportunity to learn this technique with Marilyn using light-weight fusible web and a blanket stitch on your machine. If you need to, this is also a chance to perfect your skill. We will focus on straight lines, large and small curves as well as a whole cloth layout.

*Any Level ~ Pattern Required and kits will be available*


Wed Sep 24, Oct 8, 22 5:15 - 8:15 \$72.00  
Click [here](#) to register online.




### TUCKER UNIVERSITY TAG-ALONG BLOCK OF THE MONTH CLUB

TEACHER ~ LAUREN BAUMAN

This program has already started. Dates for this session are Saturdays Sep. 27, Oct 25, and Nov 22 with sessions at 10:00 and 1:30.







## MORE CLUBS!!

### DEB TUCKER CLUB

TEACHER ~ LAUREN BAUMAN

Have you been working on a Deb Tucker Pattern and need a little additional time or support? Here is the time and place for that. Lauren is here to provide assistance or guidance for you. Bring in your Deb Tucker projects, no matter what their current status is, and let's work on getting them finished. If you have a new Deb Tucker pattern you want to work on, bring it in.

All Levels

Wed Sep 17, Oct 15, Nov 19, Dec 17 3:30 - 6:30  
\$40.00

Click [here](#) to register online.

### CHARMING CHARM PACK CLUB

TEACHER ~ ANN TOMASELLA

Are you a collector of 5" charm packs? Me too!! Join me and let's make projects together using what you have, or purchase new charm packs. We'll use both old and new patterns to find projects everyone can enjoy.

All Levels

Mon Oct 20, Nov 17, Dec 22 10:00 - 1:00  
\$33.75

Click [here](#) to register online.

### MINI QUILT CLUB

TEACHER ~ RIKA BOCHEN

It doesn't always have to be a big quilt, right? If you enjoy making smaller/mini projects, join me for a "little" fun! We will work with what we have, old or new patterns and books. Join us once a month for fun and enjoying time together.


All Levels ~ Bring your own project

Mon Sep 15, Oct 13, Nov 10, Dec 15 10:00 - 1:00  
\$45.00

Click [here](#) to register online.



NEW!!



### APPLIQUE CLUB!!

LEADER ~ MARILYN PETERSEN

Join Marilyn to both learn applique and brush up on your skills. She will be teaching the starch-turned applique method and also raw-edged machine applique. Please bring your own favorite project to work on in this fun club-setting.

Any Level ~ Bring Your Own Project

Thu Sep 25, Oct 23, Nov 20 5:15 - 8:15 \$30.00

Click [here](#) to register online.

### HOLIDAY CLUB I

TEACHER ~ ANN TOMASELLA

Are you one of those who has lots of different "Holiday" projects you want to work on but can't seem to find the time? Or perhaps you want to get an early start on a project, or just make a gift. If so, this is where you need to be! We meet once a month so you can work on any "Holiday" project you want. Of course any project you want to work on is also welcome! Join us for fun and fellowship!

All Levels ~ Bring your own project

Sat Oct 11, Nov 8, Dec 13 10:00 - 4:00 \$33.75

Click [here](#) to register online.

### HOLIDAY CLUB II

TEACHER ~ ANN TOMASELLA

All the same fun and fellowship as the Holiday Club, but on Mondays!

All Levels ~ Bring your own project

Mon Oct 13, Nov 10, Dec 15 10:00 - 4:00 \$33.75

Click [here](#) to register online.

### SIT & STITCH OPEN SEW





TEACHER ~ ANN TOMASELLA


Come join Ann with your unfinished project or Projects. She can help you figure out colors, block placement or understand a pattern. Whether you're new to quilting or not, come meet up with new and maybe some old friends. Get inspired to work on something new!!

All levels

Thur Oct 9, Nov 6, Dec 11 5:15-8:15 \$33.75

Click [here](#) to register online.





## SEW TIME IS FUN TIME!

Join your Cotton & Chocolate buddies for sewing time at the shop!!  
Spend time with old and new friends while working on your own projects. A friendly reminder: these are not classes, just time to work on projects. If you need detailed instruction, please join one of our classes.

### **SEWING CENTER WEEKENDS HOSTS ~ MARILYN & JERRY PETERSEN**

Join us for a full weekend of fun sewing. Think of it as a quilt retreat where you either stay in your own bed, or find local lodging. Each quilter gets a full six-foot table for sewing. We have a cutting table and irons for your use. Leave your sewing equipment and project at the shop. This session we are offering five weekends of sewing. Friday and Saturday from 10-5 and Sunday 10-4. Space is limited.

Fri - Sun Sep 12 - 14 \$57  
Fri - Sun Sep 19 - 21 \$57  
Fri - Sun Oct 17 - 19 \$57  
Fri - Sun Nov 14 - 16 \$57  
Fri - Sun Dec 19 - 21 \$57

Click [here](#) to register online.

Mon Sep 15 10:00 - 4:00 \$18  
Mon Sep 22 10:00 - 4:00 \$18  
Mon Oct 20 10:00 - 4:00 \$18  
Sun Dec 22 10:00 - 4:00 \$18

Click [here](#) to register online.

### **SEW TIME WITH LAUREN HOST ~ LAUREN BAUMAN**

#### **Sunday Mornings ~ Once A Month 9:00-12:00**

Come join us to work on an unfinished project that you've been meaning to complete. Spend time with new & old friends and see what everyone is finishing. This is just a time to work, if you need instruction, please join one of our classes. Note: if there is space you can stay until the shop closes at 4:00 - check with the staff for the schedule.

Sun Oct 12 9:00 - 12:00 \$20  
Sun Nov 9 9:00 - 12:00 \$20  
Sun Dec 14 9:00 - 12:00 \$20

Click [here](#) to register online.

### **FINISH IT FRIDAY HOST - Susan Marino**

Spend your Friday night with Susan and work on those UFOs! If needed, Susan is there to provide you with technical guidance to ensure your projects get completed. See you there!

#### **All Levels**

Fri Oct 10 5:30-10 pm \$20  
Fri Nov 7 5:30-10 pm \$20  
Fri Dec 12 5:30-10 pm \$20

Click [here](#) to register online.

### **QMO A.K.A. QUILTER'S MORNING OUT HOST - CAROLE FRYE**

Enjoy sewing with Carole to work on one of those "UFO's" with others and enjoy getting some things accomplished in a supportive environment!

#### **All Levels**

Fri Oct 24 10:15 - 1:15 pm \$20  
Fri Nov 21 10:15 - 1:15 pm \$20  
Fri Dec 5 10:15 - 1:15 pm \$20

Click [here](#) to register online.

### **What Can You Find On Our Website???**

Our website is filled with great information. **Shopping online?** We have organized our products into both major departments (fabric, notions, books, patterns, etc.) and categories (e.g., Fall, Batik, Tula, Floral, Flannel, etc.). We even have a "What's New" category which shows you the latest products received in the prior 2 months.

We have this **Newsletter and Class Schedule** always available in color just a click away with a link at the top of our [home page](#).

We also frequently update our home page with the **latest news** such as upcoming sales!


We have a active [online calendar](#) that lists the classes and events by date. Have an open weekend? Take a look. There may be a class that is right for you.

You can also sign-up for [classes](#) online. And find [Class Supply lists](#) that can easily be downloaded.

Did you know that Marilyn also has a number of "helpful tips" [YouTube videos](#)? We have links to these and all previous Saturday Sampler programs.

If you are not receiving our periodic newsletter emails, you can add your email to our list the next time you are in the shop, or send us a request using the [Contact Us](#) feature on our website.

If you want to receive current updates on what is happening at the shop including sale announcements, give us your email address. Not getting our emails and you have signed up? Check with us to be sure we have your correct address. Follow Us On **Facebook** and **Instagram**! Tag us [@cottonandchocolate1](#)



## CLASSES

### LEARN TO QUILT!!!


We offer a 10% discount on the rotary cutting mat, rotary cutter, ruler, thread and needles for all enrolled in beginning classes.

#### BEGINNING QUILTING CLASS ~ Jerry Petersen / Susan Marino

Take the "plunge" and learn to quilt using fast cutting and machine piecing techniques. Learn about fabric, thread, basic cutting and piecing skills. This class will cover how to make a quilt top and more! If these dates/times don't work for you, consider the Wednesday Beginning Quilt Club. *Pattern and supplies required.*

Thu	Sept 25, Oct 2, 9	10:00 - 1:00	\$72.00
Sat	Oct 4 (12:00-3:00), Oct 25 (10:00-1:00, Nov 15 (10:00-1:00)		\$72.00
Thu	Nov 6, 20, Dec 4	10:00 - 1:00	\$72.00

Click [here](#) to register online.



#### BEGINNING QUILT CLUB (TUESDAYS) ~ Jerry Petersen, Cindy Kevorkian & Ann Tomasella

This club is for those beginners who have learned the basics and are looking to build on those skills, Jerry and Ann will provide you with expert guidance to make you a more confident quilter. You choose the projects to work on and we will be there to guide you with the help you need. This class is not for new beginners. *Class size is limited. Contact the shop regarding availability.*

Tue	Sep 9, 16, 23, 30	10:00-2:00	\$54.00
Tue	Oct 7, 14, 21, 28	10:00-2:00	\$54.00
Tue	Nov 4, 11, 18, 25	10:00-2:00	\$54.00
Tue	Dec 2, 9, 16	10:00-2:00	\$40.50

Click [here](#) to register online.

#### BEGINNING QUILTING CLUB (WEDNESDAY NIGHTS) ~ Jerry Petersen

**NEW!!**

This club is for those either beginners or beginners who have learned the basics and are looking to build on those skills, Jerry will provide you with expert guidance to make you a more confident quilter. You choose the projects to work on and we will be there to guide you with the help you need. Take as many classes as you want (or need).

Wed	Sep 10, 24	5:15 - 8:15	\$40.00
Wed	Oct 8, 22	5:15 - 8:15	\$40.00
Wed	Nov 5, 26	5:15 - 8:15	\$40.00
Wed	Dec 3, 10	5:15 - 8:15	\$40.00

Click [here](#) to register online.


#### MACHINE QUILTING WITH YOUR WALKING FOOT ~ Carole Frye

Create beautiful designs with your walking foot! We will cover crosshatching, radiating designs, ribbons, continuous curves and mixed patterns. Lots of tips in this class and new ideas to explore.

*Confident Beginner ~ Book, Walking Foot, Required*

Mon	Oct 27	10:00-1:00	\$40.00
-----	--------	------------	---------

Click [here](#) to register online.



#### FREE MOTION MACHINE QUILTING WITH YOUR DARNING FOOT ~


**Carole Frye**

Create beautiful designs and patterns over the surface of your quilts. We will cover swirling designs, meandering, pebbling, all over floral designs, leaves and vines and how to mark stencil designs and much more!

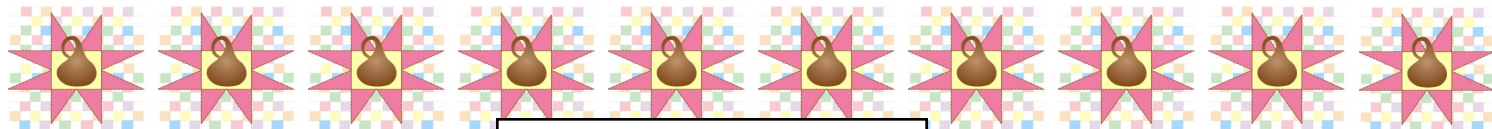
*Confident Beginner ~ Book,, Darning Foot Required*

Mon	Nov 17	10:00-1:00	\$40.00
-----	--------	------------	---------

Click [here](#) to register online.







## CLASSES

**TEACHER ~ ANN TOMASELLA**


### Jelly Roll Rug

Join Ann to make this wildly popular rug that looks wonderful in any fabric. It is made up of one "jelly roll" (a roll of 42 - 2½" strips). We also carry the pre-cut Bosal batting on a roll that makes this project much easier (it takes two of these or one large one). Of course you can cut your own batting strips if you would like...but why? Ann supplies the tips and tricks to get your rug done in class with some pre-prep prior to class. Ann will also demo the new tool ~ "Jerry's Jelly Roll Jig", or you can watch our YouTube video.

*Confident Beginner ~ Pattern Required*

Mon	Oct 27, Nov 3	10:00 - 1:00	\$48.00
Mon	Nov 24, Dec 8	10:00 - 1:00	\$48.00

Click [here](#) to register online.



**TEACHER ~ LAUREN BAUMAN**

### READY FOR SANTA

Who can't resist a good stocking quilt? This one is made using a layer cake plus background and border fabric. The quilt finishes at 58" x 64". Come join me to create your holiday quilt that can be used year after year. Also, this quilt can be Tuckerized with Lauren's assistance.

*Confident Beginner ~ Pattern Required*

Wed	Oct 1, 29	3:00 - 6:00	\$48.00
-----	-----------	-------------	---------

Click [here](#) to register online.



### CHRISTMAS EVERLASTING

Counting the days to Christmas? There never seem to be enough, especially when there's a desire to make something unique for someone very special. This pattern was designed by author Marie Bostwick in conjunction with Deb Tucker and uses the Rapid Fire® Lemoyne Star tool and techniques.

*Confident Beginner ~ Free Downloadable Pattern; Ruler Required*

Sat	Sep 20, Oct 11	10:00 - 2:00	\$48.00
-----	----------------	--------------	---------

Click [here](#) to register online.



**TEACHER ~ JERRY PETERSEN**

### SIMPLE PINEAPPLE

In this class you will learn how to make beautiful pineapple blocks, the sew simple way. Believe it or not, you only sew straight lines with a quarter inch seam. It's magic. This sample finishes at just 38"x38", perfect for a table topper or wall hanging. Join me and make a delicious pineapple quilt of your own.

*Confident Beginner*

Tue	Oct 23, Nov 13	5:15 - 8:15	\$40.00
-----	----------------	-------------	---------

Click [here](#) to register online.

