



Newsletter and Class Schedule



Owners: Marilyn & Jerry Petersen

www.cottonandchocolate.com

January thru April, 2026

Winter 2026

Welcome to our Winter Newsletter and Class Schedule. We are thrilled to be in our 21st year and are very proud to have served our community for so long. We know how much our customers appreciate us and in return we are grateful for the patronage.

As usual you will find many opportunities in this Newsletter to help satisfy your desire to quilt, meet new friends, and learn new skills. If you have any questions regarding our clubs and classes, don't hesitate to reach out to us either directly at the store or by email at:

jerry@cottonandchocolate.com

Happy Quilting ~ Marilyn & Jerry

OUR BIGGEST SALE! 2 Days Only



SUPER BOWL WEEKEND

SAT, FEB 7 10-5

SUN, FEB 8 12-4

25% OFF

ALL ITEMS

IN THE STORE

Minimum 1/2 yard cuts

(Discount cannot be combined with other offers or coupons; only available in the store)



Long Arm Quilting Services

We are now offering long arm quilting services for edge-to-edge quilting. Our base price is 2.75 cents per square inch for the quilting. You can either provide your own batting or purchase from us. We offer Bamboo, Wool, Warm & Natural, Warm & White, and Quilter's Dream Select. Remember, your backing and batting needs to be 4 inches larger than your quilt top on all sides. For more information, download our [Long Arm Receiving and Estimation form](#). A link to this form can also be found at the top of our homepage. Simply complete the form and bring your quilt top and back to the shop. We'll help you select a thread color and pattern, then give you a complete estimate before you leave.

Mystery Quilt


Have you ever made a mystery quilt? If not, we urge you to join us this February when we kick off our next Mystery Quilt Program.

How does it work? You purchase the pattern for just \$13.00. We'll tell you how much fabric you need to make the top and provide some guidance on choices (lights, darks, etc.), then you receive the pattern in parts each month.

In addition, each month we will provide you with some YouTube videos guiding you through the cutting and piecing process.

However, you will not know what the final design will be until you receive the final pattern portion!!

It's more fun than you think! Look for more details in an email or on our website in January.



**Class Registration is open now !!
Sign-up either in-person at the Shop or Online.**

CLASS INFORMATION

All class samples are available for viewing at the shop - please stop by. Some classes fill early and a waiting list is then taken for the filled classes. You will be contacted if there is an opening on a first come - first served basis.

How To Register

You can enroll by either stopping by the shop or calling and providing a credit card number for billing, or you can register [online](#). Once registered, you will receive a supply list for the class.

Please note: Unless otherwise specified by you at the time of enrollment, you consent to have your photograph taken during class and allow its use for the Shop's promotional purposes.

General Class Information

All classes assume that you have basic rotary cutting and piecing skills (even when the class level states "Confident Beginner") If you do not have these basic skills, please join us for one of our "Learn to Quilt" classes. (see page 8).

1. Most classes require that you bring your sewing machine. Be sure that it is in good working order.
2. Most classes require basic rotary cutting and sewing experience.
3. Most classes require basic sewing supplies (thread, scissors, rotary mat and cutter, seam ripper, etc.). See specific course supply lists for additional supplies needed that may include either a book or pattern.
4. Most classes teach the assembly of a quilt top. Layering, basting and quilting are taught in separate classes.
5. We are unable to accommodate children, guests, family members or pets in class.
6. The entire class fee is required to reserve your space in the class.
7. Please respect your classmates and set your cell phone to vibrate during class. If you must make/take a call, please do so away from the classroom area.
8. "Confident Beginner" means that you have rotary cut and machine-pieced a quilt within the past six months. Please select your classes accordingly.
9. No children under the age of 18 allowed in any class unless otherwise designated as such.

Cancellation Policy

1. If you are unable to attend your class and provide 7 days advance notice, you may transfer to another class or receive a store credit or a refund. If you cancel with less than 7 days notice, please find a friend to take your place, as the class fees are not refundable.
2. All classes have a minimum enrollment number. If it is not met and the class is cancelled, you may transfer, receive store credit or receive a refund of your class fee.

**Cotton & Chocolate is a
"preferred" shop for Sew Kind
of Wonderful products**



We carry most of their tools and patterns.
Marilyn is also a certified teacher for all
their methods.

SATURDAY SAMPLER PROGRAM 2026 "Mayfair"

HOSTS ~ MARILYN & JERRY PETERSEN

The following are the dates for the pick-up and demonstrations first four months:


Sat Jan 3, Feb 7, Mar 7, Apr 4 11:00 - 11:50

Connect with us!



Post photos of
projects you've
made in class or
using our fabrics. Tag us at
@cottonandchocolate1





JOIN IN ON THE FUN!

PAPER FOUNDATION PIECING ~ Judy Niemeyer Paper Piecing Technique

TEACHER ~ CATHERINE WILSON

This class is taught by a Judy Niemeyer Certified Instructor and meets monthly at the shop. You can start at anytime, work on an existing project, or start a new one. Catherine is ready to help you whether you are a beginner or a regular. She has pattern and project suggestions and can also help you select fabrics.

Thur Jan 1	10:00 - 4:00	Sat Jan 3	12:00 - 6:00
Fri Jan 2	10:00 - 4:00	Sun Jan 4	10:00 - 4:00
Sat Feb 7	12:00 - 6:00		
Sun Feb 8	10:00 - 4:00		
Sat Mar 7	12:00 - 6:00		
Sun Mar 8	10:00 - 4:00		
Sat Apr 4	12:00 - 6:00		
Sun Apr 5	10:00 - 4:00		

All classes are \$44.00.

Click [here](#) to register online.



ELIZABETH HARTMAN CLUB ~ VICKI TYMCZYSZYN

Come join this club centered around Elizabeth Hartman patterns.

All levels

Thur Jan 8, 15, 22	10:00 am - 2:00 pm	\$30.00
Thur Feb 5, 19, 26	10:00 am - 2:00 pm	\$30.00
Thur Mar 5, 12, 19, 26	10:00 am - 2:00 pm	\$40.00
Thur Apr 2, 9, 23, 30	10:00 am - 2:00 pm	\$40.00

Click [here](#) to register online.



JELLY ROLL CLUB ~ VICKI TYMCZYSZYN

Do you have a few Jelly Rolls that have been sitting on your shelves because you're not sure what to do with them? Well, pick up one of these books, or bring one of your own, patterns work, too; and let's get them off of the shelf and into a quilt. Work on any Jelly Roll pattern with like-minded quilters for a fun session.

Confident Beginner ~ Book or Pattern Required

Mon Jan 5, Feb 2, Mar 2, Apr 6	5:15- 8:15 pm	\$40.00
--------------------------------	---------------	---------

Click [here](#) to register online.



FEATHERWEIGHT CLUB ~ RIKA BOCHEN

If you love and enjoy sewing with your Vintage Featherweight machine as much as I do - join this new club. Bring your Featherweight and any project you would like to work on ! It doesn't matter how old or what color your Featherweight is - this is your chance to spend more time with all the Featherweight friends among us. Join us once a month for fun and fellowship!

All levels - bring your own project

Fri Jan 2, Feb 13, Mar 6, Apr 3	10:00 am - 1:00 pm	\$40.00
Wed Jan 21, Feb 18, Mar 18, Apr 15	5:15 pm - 8:15 pm	\$40.00

Click [here](#) to register online.



Photos on Fabric?

Have you ever wanted to make a photo memory quilt, personalize a label, or just want to include a picture in your quilt?? Well, now you can and quality is better than ever. Cotton & Chocolate carries pre-treated 8½"x11" fabric sheets that can be run through your ink-jet printer for amazing results.

Don't want to print it yourself? Have Cotton & Chocolate do it for you. Our photo transfer service is reasonably priced and you can have your photos touched up, resized, and/or cropped to create the perfect size for you. We can scan your printed photos, or receive them digitally. Available in 8½"x11" or 13"x19" sizes.



CLUBS! CLUBS! CLUBS!

TILDA & MORE CLUB **TEACHER ~ SUSAN MARINO**

Do you love Tilda? Then this is the club for you. Whether you have a kit that you need to work on, or just want to come sew with friends as we work together to complete projects, you can put a dent in your list of projects. This club is open to all including non-Tilda fans!

All Levels

Tue Jan 20, Feb 17, Mar 17, Apr 21 5:15 - 8:15 \$40.00

Click [here](#) to register online.



JEN KINGWELL CLUB (Replacing Wander's Wife Club) **TEACHER ~ SUSAN MARINO**

This is a continuation of our Wanderer's Wife Club. Come join us to work on your Jen Kingwell patterns. We will be moving on to other designs and not everyone will be working on the same project.

Confident Beginner


Tue Jan 6, Feb 3, Mar 3, Apr 7 5:15 - 8:15 \$40.00

Click [here](#) to register online.



BAG CLUB **TEACHER ~ SUSAN MARINO**

We are going to work on a bag a month. This session we are concentrating on pouches. We may have kits for you to make like the samples or the pattern if you would like to use other fabrics (check with our staff).



Jan



Feb



Apr

All Levels

Sat Jan 10 (Make and Go Pouch) 12:15 - 3:15 \$25.00

Sat Feb 21 (Booklet Pouch) 12:15 - 3:15 \$25.00

Sat Apr 18 (Piecemaker Pouch) 12:15 - 3:15 \$25.00

Click [here](#) to register online.

MCKENNA RYAN PROJECT CLUB **TEACHER ~ MARILYN PETERSEN**

Enjoy the beauty of McKenna Ryan patterns while learning how to create a stunning quilt. Work on your own McKenna project or purchase a kit. All steps are covered so you can do this from start to finish! Join the club and receive a 15% discount on all kits.

All Levels

Tues Jan 20, Feb 24, Mar 31, Apr 21

5:15 - 8:15 \$30.00

Click [here](#) to register online.



"SASSY SEWERS" CLUB!! **LEADER ~ MARILYN PETERSEN**

Join Marilyn once a month to work on any project you would like! If English Paper Piecing is your thing, then bring it along. Does your applique project need some love? This is your chance to spend some extra time on it. How about that McKenna Ryan project you are trying to finish? Just want to come and get sassy? This is the place! There are 16 spots and they fill up quick, so I hope you can join in - we sure get a lot done!

Any Level ~ Bring Your Own Project

Thu Jan 15, Feb 19, Mar 19, Apr 16 5:15 - 8:15 \$30.00

Click [here](#) to register online.

BESPOKE CLASS **MARILYN PETERSEN**

This spectacular quilt design comes from Anna Maria, from Anna Maria Textiles. If you purchased this kit from us, please join Marilyn for this FREE class where you will get tips and techniques to be successful in your piecing. Even though it's free, you must still register for the class.

Intermediate ~ Kits Available

Mon Jan 12, Feb 9, Mar 9, Apr 6

5:15 - 8:15 \$0.00 (FREE)

Click [here](#) to register online.




TUCKER UNIVERSITY **TAG-ALONG BLOCK OF THE MONTH CLUB**

TEACHER ~ LAUREN BAUMAN

This program has already started. Dates for this session are Saturdays Jan 24, Feb 28, Mar 28, Apr 25 with sessions at 10:00 and 1:30.





MORE CLUBS!!

DEB TUCKER CLUB

TEACHER ~ LAUREN BAUMAN

Have you been working on a Deb Tucker Pattern and need a little additional time or support? Here is the time and place for that. Lauren is here to provide assistance or guidance for you. Bring in your Deb Tucker projects, no matter what their current status is, and let's work on getting them finished. If you have a new Deb Tucker pattern you want to work on, bring it in.

All Levels

Wed Jan 21, Feb 18, Mar 18, Apr 15 3:30 - 6:30
\$45.00

Click [here](#) to register online.

CHARMING CHARM PACK CLUB

TEACHER ~ ANN TOMASELLA

Are you a collector of 5" charm packs? Me too!! Join me and let's make projects together using what you have, or purchase new charm packs. We'll use both old and new patterns to find projects everyone can enjoy.

All Levels

Mon Jan 19, Feb 23, Mar 23, Apr 20 10:00 - 1:00
\$45.00

Click [here](#) to register online.



MINI QUILT CLUB


TEACHER ~ RIKA BOCHEN

It doesn't always have to be a big quilt, right? If you enjoy making smaller/mini projects, join me for a "little" fun! We will work with what we have, old or new patterns and books. Join us once a month for fun and enjoying time together.

All Levels ~ Bring your own project

Mon Jan 12, Feb 16, Mar 9, Apr 13 10:00 - 1:00
\$45.00

Click [here](#) to register online.



APPLIQUE CLUB!!

LEADER ~ MARILYN PETERSEN

Join Marilyn to both learn applique and brush up on your skills. She will be teaching the starch-turned applique method and also raw-edged machine applique. Please bring your own favorite project to work on in this fun club-setting.

Any Level ~ Bring Your Own Project

Thu Jan 22, Feb 26, Mar 26, Apr 23 5:15 - 8:15 \$30.00

Click [here](#) to register online.

HOLIDAY CLUB I

TEACHER ~ ANN TOMASELLA

Are you one of those who has lots of different "Holiday" projects you want to work on but can't seem to find the time? Or perhaps you want to get an early start on a project, or just make a gift. If so, this is where you need to be! We meet once a month so you can work on any Holiday or non-Holiday project you want. Join us for fun and fellowship!

All Levels ~ Bring your own project

Sat Jan 10, Feb 14, Mar 14, Apr 11 10:00- 4:00 \$45.00

Click [here](#) to register online.

HOLIDAY CLUB II

TEACHER ~ ANN TOMASELLA

All the same fun and fellowship as the Holiday Club, but on Mondays!

All Levels ~ Bring your own project

Mon Jan 12, Feb 16, Mar 16, Apr 13 10:00- 4:00 \$45.00

Click [here](#) to register online.

SIT & STITCH OPEN SEW

TEACHER ~ ANN TOMASELLA

Come join Ann with your unfinished project or Projects. She can help you figure out colors, block placement or understand a pattern. Whether you're new to quilting or not, come meet up with new and maybe some old friends. Get inspired to work on something new!!

All levels

Thur Feb 12, Mar 12, Apr 9 5:15-8:15 \$33.75

Click [here](#) to register online.




Need a New Sewing Machine or Repair?

We are partnering with Kingdom Sewing in Simi Valley. They sell Baby Lock, Janome, and Handi Quilter. They offer both sales and service including your Singer Featherweight.

They are generously providing a Baby Lock Presto machine for use in our classroom. Call ahead to reserve.

Kingdom is a full service sewing machine and vacuum store located at 1790 E. Los Angeles Ave. (In the Palm Center), Simi Valley, CA 93065. Kingdom Sewing's phone number is 805-579-1571.

For Bernina sales and repairs we recommend Mayhalls Sewing and Vacuum located at 2252 Honolulu Ave, Montrose, CA 91020. Their phone number is (818) 249-2466. We also recommend Grant House Sewing Center located at 336 E. Cota St., Santa Barbara, CA 93108. Their phone number is 805-962-0929.



SEW TIME IS FUN TIME!

Join your Cotton & Chocolate buddies for sewing time at the shop!!
Spend time with old and new friends while working on your own projects. A friendly reminder: these are not classes, just time to work on projects. If you need detailed instruction, please join one of our classes.

SEWING CENTER WEEKENDS **HOSTS ~ MARILYN & JERRY PETERSEN**

Join us for a full weekend of fun sewing. Think of it as a quilt retreat where you either stay in your own bed, or find local lodging. Each quilter gets a full six-foot table for sewing. We have a cutting table and irons for your use. Leave your sewing equipment and project at the shop. This session we are offering four weekends of sewing. Friday and Saturday from 10-5 and Sunday 10-4. Space is limited.

Fri - Sun Jan 16 - 18 \$57

Fri - Sun Feb 20 - 22 \$57

Fri - Sun Mar 20 - 22 \$57

Fri - Sun Apr 17 - 19 \$57

Click [here](#) to register online.

Mon Jan 19 10:00 - 4:00 \$18

Mon Feb 23 10:00 - 4:00 \$18

Mon Mar 23 10:00 - 4:00 \$18

Sun Apr 20 10:00 - 4:00 \$18

Click [here](#) to register online.

SEW TIME WITH LAUREN **HOST ~ LAUREN BAUMAN**

Sunday Mornings ~ Once A Month 9:00-12:00

Come join us to work on an unfinished project that you've been meaning to complete. Spend time with new & old friends and see what everyone is finishing. This is just a time to work, if you need instruction, please join one of our classes. Note: if there is space you can stay until the shop closes at 4:00 - check with the staff for the schedule.

Sun Jan 11 9:00 - 12:00 \$20

Sun Feb 15 9:00 - 12:00 \$20

Sun Mar 15 9:00 - 12:00 \$20

Sun Apr 12 9:00 - 12:00 \$20

Click [here](#) to register online.

FINISH IT FRIDAY **HOST - Susan Marino**

Spend your Friday night with Susan and work on those UFOs! If needed, Susan is there to provide you with technical guidance to ensure your projects get completed. See you there!

All Levels

Fri Jan 9 5:30-10 pm \$20

Fri Feb 13 5:30-10 pm \$20

Fri Mar 13 5:30-10 pm \$20

Fri Apr 10 5:30-10 pm \$20

Click [here](#) to register online.

QMO A.K.A. QUILTER'S MORNING OUT **HOST - CAROLE FRYE**

Enjoy sewing with Carole to work on one of those "UFO's" with others and enjoy getting some things accomplished in a supportive environment!

All Levels

Fri Jan 9 10:15 - 1:15 pm \$20

Fri Feb 27 10:15 - 1:15 pm \$20

Fri Mar 13 10:15 - 1:15 pm \$20

Fri Apr 10 10:15 - 1:15 pm \$20

Click [here](#) to register online.

What Can You Find On Our Website???

Our website is filled with great information. **Shopping online?** We have organized our products into both major departments (fabric, notions, books, patterns, etc.) and categories (e.g., Fall, Batik, Tula, Floral, Flannel, etc.). We even have a "What's New" category which shows you the latest products received in the prior 2 months.

We have this **Newsletter and Class Schedule** always available in color just a click away with a link at the top of our [home page](#).

We also frequently update our home page with the **latest news** such as upcoming sales!


We have a active [online calendar](#) that lists the classes and events by date. Have an open weekend? Take a look. There may be a class that is right for you.

You can also sign-up for [classes](#) online. And find [Class Supply lists](#) that can easily be downloaded.

Did you know that Marilyn also has a number of "helpful tips" [YouTube videos](#)? We have links to these and all previous Saturday Sampler programs.

If you are not receiving our periodic newsletter emails, you can add your email to our list the next time you are in the shop, or send us a request using the [Contact Us](#) feature on our website.

If you want to receive current updates on what is happening at the shop including sale announcements, give us your email address. Not getting our emails and you have signed up? Check with us to be sure we have your correct address. Follow Us On **Facebook** and **Instagram**! Tag us [@cottonandchocolate1](#)



CLASSES


LEARN TO QUILT!!!

We offer a 10% discount on the rotary cutting mat, rotary cutter, ruler, thread and needles for all enrolled in beginning classes.

BEGINNING QUILTING CLASSES ~ Jerry Petersen / Susan Marino

Have you always wanted to learn to make quilts? We are here to help you learn to quilt using fast cutting and machine piecing techniques. Learn about fabric, thread, basic cutting and piecing skills. *Sewing machine and associated quilting tools required (see supply list).*

The best way to learn is to join one of our two quilting clubs listed below. The clubs are recurring every month, but you can join at any time by contacting the store and we will prorate your class fee for the month. If these dates and times don't work for you, let us know and we will work with you to find dates and times that do. We want you to learn how to quilt. It's fun! Make the quilt top shown here (in your own fabric colors), or choose any other beginning pattern.



BEGINNING QUILT CLUB (TUESDAYS) ~ Jerry Petersen, Cindy Kevorkian & Ann Tomasella

This club is for new beginners or beginners who have learned the basics and are looking to build on those skills, Jerry, Cindy and Ann will provide you with expert guidance to make you a more confident quilter. You choose the projects to work on and we will be there to guide you with the help you need. *Class size is limited. Contact the shop regarding availability.*

Tue	Jan 6, 13, 20, 27	10:00-2:00	\$54.00
Tue	Feb 3, 10, 17, 24	10:00-2:00	\$54.00
Tue	Mar 3, 10, 17, 24, 31	10:00-2:00	\$54.00
Tue	Apr 7, 14, 21, 28	10:00-2:00	\$54.00

Click [here](#) to register online.

NEW!!

BEGINNING QUILTING CLUB (WEDNESDAY NIGHTS) ~ Jerry Petersen

This club is for new beginners or beginners who have learned the basics and are looking to build on those skills, Jerry will provide you with expert guidance to make you a more confident quilter. You choose the projects to work on and we will be there to guide you with the help you need. Take as many classes as you want (or need).

Wed	Jan 14, 28	5:15 - 8:15	\$40.00
Wed	Feb 18, 25	5:15 - 8:15	\$40.00
Wed	Mar 18, 25	5:15 - 8:15	\$40.00
Wed	Apr 15, 22	5:15 - 8:15	\$40.00

Click [here](#) to register online.

BEGINNING QUILTING CLUB (SATURDAYS) ~ Susan Marino

This club is for new beginners or beginners who have learned the basics and are looking to build on those skills, Jerry will provide you with expert guidance to make you a more confident quilter. You choose the projects to work on and we will be there to guide you with the help you need. Take as many classes as you want (or need).

Sat	Jan 17, Feb 14, Mar 14, Apr 11	10:00 - 2:00	\$45.00
-----	--------------------------------	--------------	---------


MACHINE QUILTING WITH YOUR WALKING FOOT ~ Carole Frye

Create beautiful designs with your walking foot! We will cover crosshatching, radiating designs, ribbons, continuous curves and mixed patterns. Lots of tips in this class and new ideas to explore.

Confident Beginner ~ Book, Walking Foot, Required

Mon	Jan 26	10:00-1:00	\$40.00
-----	--------	------------	---------

Click [here](#) to register online.




FREE MOTION MACHINE QUILTING WITH YOUR DARNING FOOT ~ Carole Frye


Create beautiful designs and patterns over the surface of your quilts. We will cover swirling designs, meandering, pebbling, all over floral designs, leaves and vines and how to mark stencil designs and much more!

Confident Beginner ~ Book,, Darning Foot Required

Mon	Mar 2	10:00-1:00	\$40.00
-----	-------	------------	---------

Click [here](#) to register online.





CLASSES

TEACHER ~ ANN TOMASELLA

Make n Take ~ Folded Star Potholder

Come join us in making an updated folded star potholder. Quick and easy to make using a template pattern and a prairie pointer for accuracy. Kits will be available to purchase (not these colors) at class or you can bring your own fabrics.

Confident Beginner ~ Pattern Required

Sun Jan 25 12:00 - 4:00 \$25.00

Mon Mar 30 10:00 - 2:00 \$25.00

Click [here](#) to register online.



TEACHER ~ LAUREN BAUMAN

TULIP TRAILS

Time to grab your favorite group of 2½" strips and make yourself a field of flowers. Try working with ombre fabric for a fun result, or just choose some happy, colorful prints. The quilt will look amazing no matter what you choose.

Confident Beginner ~ Pattern & Star 60° Tool Required

Wed Mar 4, Apr 1, 29 3:30 - 6:30 \$72.00

Click [here](#) to register online.



TEACHER ~ CINDY KEVORKIAN

NEW!!

PANEL MAGIC

If you love panels, this class can change your world! Using five of the same panel, make this creative variation on a stack-n-whack technique to surround one panel by kaleidoscope blocks created from the other four panels.

Confident Beginner ~ Requires 5 of the same panel

Mon Jan 26, Feb 9 10:00 - 2:00 \$48.00

Click [here](#) to register online.

