



Newsletter and Class Schedule



Owners: Marilyn & Jerry Petersen

www.cottonandchocolate.com

January - April, 2024

Spring 2024


Welcome to our Spring Newsletter and Class Schedule. This is our 19th year and we are very proud to have served our community for so long. We know how much our customers appreciate us and are grateful for the patronage.

As usual you will find many opportunities in this Newsletter to help satisfy your desire to quilt, meet new friends, and learn new skills. If you have any questions regarding our classes, don't hesitate to reach out to us either directly at the store or by email at: jerry@cottonandchocolate.com

Happy Quilting ~ Marilyn & Jerry

SATURDAY SAMPLER PROGRAM 2024

Starting April 2024



"DAYDREAM"
86" x 104"

We are excited to be offering this wonderful Block-of-the-Month project from Swirly Girls Design featuring Tonga batiks from Timeless Treasures. This will be a nine month program starting in April. We will be offering Saturday demonstrations and YouTube videos as well. Total cost for this program including the pattern and fabric is \$199.95. For our existing customers, we have lowered the price to just \$149.95. Click [here](#) to secure your place with a \$50.00 deposit.

OUR BIGGEST SALE! 2 Days Only



SUPER BOWL WEEKEND

SAT, FEB 10 10-5

SUN, FEB 11 12-4

25% OFF

ALL ITEMS

IN THE STORE

Minimum 1/2 yard cuts

(Discount cannot be combined with other offers or coupons; only available in the store)

Mystery Quilt


Have you ever made a mystery quilt? If not, we urge you to join us in this February when we kick off our next Mystery Quilt Program.

How does it work? You purchase the pattern for just \$13.00. We'll tell you how much fabric you need to make the top and provide some guidance on choices (lights, darks, etc.). Then you receive the pattern in six parts, one part each month.

You will not know what the final design will be until you finish the sixth part!!

It's more fun than you think. Look for more details in a future email newsletter.





Class Registration is open now !!
Sign-up either in-person at the shop or on-line.

CLASS INFORMATION

All class samples are available for viewing at the shop - please stop by. Some classes fill early and a waiting list is then taken for the filled classes. You will be contacted if there is an opening on a first come - first served basis.

How To Register

You can enroll by either stopping by the shop or calling and providing a credit card number for billing, or you can register on line. Once registered, you will receive a supply list for the class.

Please note: Unless otherwise specified by you at the time of enrollment, you consent to have your photograph taken during class and allow its use for the Shop's promotional purposes.

General Class Information

All classes assume that you have basic rotary cutting and piecing skills (even when the class level states "Confident Beginner") If you do not have these basic skills, please join us for one of our "Learn to Quilt" classes. (see page 7).

1. Most classes require that you bring your sewing machine. Be sure that it is in good working order.
2. Most classes require basic rotary cutting and sewing experience.
3. Most classes require basic sewing supplies (thread, scissors, rotary mat and cutter, seam ripper, etc.) See specific course supply lists for additional supplies needed that may include either a book or pattern.
4. Most classes teach the assembly of a quilt top. Layering, basting and quilting are taught in separate classes.
5. We are unable to accommodate children, guests, family members or pets in class.
6. The entire class fee is required to reserve your space in the class.
7. Please respect your classmates and set your cell phone to vibrate during class. If you must make/take a call, please do so away from the classroom area.
8. "Confident Beginner" means that you have rotary cut and machine-pieced a quilt within the past 6-months. Please select your classes accordingly.
9. No children under the age of 18 allowed in any class unless otherwise designated as such.
10. Current guidelines require wearing a face mask if you are not vaccinated. Additionally, please sanitize your table after use!

Cancellation Policy

1. If you are unable to attend your class and provide 7 days advance notice, you may transfer to another class or receive a store credit or a refund. If you cancel with less than 7 days notice, please find a friend to take your place, as the class fees are non-transferable nor refundable.
2. All classes have a minimum enrollment number. If it is not met and the class is cancelled, you may transfer, receive store credit or receive a refund of your class fee.

Photos on Fabric?

Have you ever wanted to make a photo memory quilt, personalize a label, or just want to include a picture in your quilt??

Well, now you can and quality is better than ever. Cotton & Chocolate carries pre-treated 8½"x11" fabric sheets that can be run through your ink-jet printer for amazing results.

Don't want to print it yourself? Have Cotton & Chocolate do it for you. Our photo transfer service is reasonably priced and you can have your photos touched up, resized, and/or cropped to create the perfect size for you.

We can scan your printed photos, or receive them digitally. Available in 8½"x11" or 13"x19" sizes.

Need a New Sewing Machine or Repair?

We are partnering with Kingdom Sewing in Simi Valley. They sell Baby Lock, Janome, and Handi Quilter. They offer both sales and service including your Singer Featherweight. They are generously providing a Baby Lock Presto machine for use in our classroom. Call ahead to reserve. Kingdom is a full service sewing machine and vacuum store located at 1790 E. Los Angeles Ave. (In the Palm Center), Simi Valley, CA 93065. Kingdom Sewing's phone number is 805-579-1571.

Connect with us!



Post photos of projects you've made in class or using our fabrics. Tag us at [@cottonandchocolate1](https://www.instagram.com/cottonandchocolate1)



JOIN IN ON THE FUN!

PAPER FOUNDATION PIECING ~ Judy Niemeyer Paper Piecing Technique

TEACHER ~ CATHERINE WILSON

This class is taught by a Judy Niemeyer Certified Instructor and meets monthly at the shop. You can start at anytime, work on an existing project, or start a new one! Catherine is ready to help you whether you are a beginner or a regular. She has pattern and project suggestions and can also help you select fabrics for your quilt using her design software custom for Judy Niemeyer patterns! See it before you make it!

Mon Jan 1	10:00 - 4:00	\$44.00
Sat Jan 6	10:00 - 4:00	\$44.00
Sun Jan 7	10:00 - 4:00	\$44.00
Sat Feb 3	12:00 - 6:00	\$44.00
Sun Feb 4	10:00 - 4:00	\$44.00
Sat Mar 2	12:00 - 6:00	\$44.00
Sun Mar 3	10:00 - 4:00	\$44.00
Sat Apr 6	12:00 - 6:00	\$44.00
Sun Apr 7	10:00 - 4:00	\$44.00

Click [here](#) to register online.



ELIZABETH HARTMAN CLUB ~ Vicki Tymczyszyn

Come join this club centered around Elizabeth Hartman patterns.

All levels

Tue Jan 30, Feb 13, Mar 12, Apr 9	5:00 pm - 8:00 pm	\$40.00
-----------------------------------	-------------------	---------

Click [here](#) to register online.

Thur Jan 4, 11, 18, 25	10:00 am - 2:00 pm	\$40.00
Thur Feb 8, 15, 22, 29	10:00 am - 2:00 pm	\$40.00
Thur Mar 7, 14, 21	10:00 am - 2:00 pm	\$30.00
Thur Apr 4, 11, 18, 25	10:00 am - 2:00 pm	\$30.00

Click [here](#) to register online.

TULA CLUB ~ Vicki Tymczyszyn

Do you have a Tula Pink kit (or two, or ten?) that is languishing on your shelf? Bring it and sew along with like-minded friends and we'll put a dent in that stash.

All Levels

Fri Jan 5, Mar 1, Apr 5	4:00 - 8:00 pm	\$30.00
-------------------------	----------------	---------

Click [here](#) to register online.

JELLY ROLL CLUB CLUB ~ VICKI TYMCZYSZYN

NEW!!

Do you have a few Jelly Rolls that have been sitting on your shelves because you're not sure what to do with them? Well, pick up one of these books, or bring one of your own, patterns work, too; and let's get them off of the shelf and into a quilt. Work on any Jelly Roll pattern with like-minded quilters for a fun session.

Confident Beginner ~ Book or Pattern Required

Mon Jan 22, Feb 26, Mar 18, Apr 22	5:00 - 8:00	\$40.00
------------------------------------	-------------	---------

Click [here](#) to register online.

Fri Jan 19, 26	10:00 - 2:00	\$20.00
Fri Feb 16, 23	10:00 - 2:00	\$20.00
Fri Mar 15, 22	10:00 - 2:00	\$20.00
Fri Apr 19, 26	10:00 - 2:00	\$20.00

Click [here](#) to register online.





CLUBS! CLUBS! CLUBS!

TILDA & MORE CLUB **TEACHER ~ SUSAN MARINO**

Do you love Tilda? Then this is the club for you. Whether you have a kit that you need to work on, or just want to come sew with like minded friends as we work together to complete projects, you can put a dent in your list of projects. This club is open to all including non-Tilda fans!

All Levels

Wed Jan 17, Feb 21, Mar 20, Apr 17
5:00 - 8:00 \$40.00

Click [here](#) to register online.



JEN KINGWELL CLUB (Replacing Wander's Wife Club) **TEACHER ~ SUSAN MARINO**

This is a continuation of our Wanderer's Wife Club. Come join us to work on your Jen Kingwell patterns. We will be moving on to other designs and not everyone will be working on the same project.

Confident Beginner

Tue Jan 9, Feb 6, Mar 5, Apr 2 5:00 - 8:00 \$40.00
Click [here](#) to register online.



BAG CLUB **TEACHER ~ SUSAN MARINO**

We are going to work on a bag a month. Start off small and work up to some others as we move along. We will have kits for you to make like the samples or the pattern if you would like to use others,



January



March



April

All Levels

Sat Jan 6 (Candy Cutie Pouch)	12:15 - 3:15	\$25.00
Sat Mar 2 (Sunflower Pouch)	12:15 - 3:15	\$25.00
Sat Apr 6 (Spools Scrap Basket)	12:15 - 3:15	\$25.00

Click [here](#) to register online.

MCKENNA RYAN PROJECT CLUB **TEACHER ~ MARILYN PETERSEN**

Enjoy the beauty of McKenna Ryan patterns while learning how to create a stunning quilt. Work on your own McKenna project or purchase a kit. All steps are covered so you can do this from start to finish! Join the club and receive a 15% discount on all kits.

All Levels

Tues Jan 23, Feb 27, Mar 26, Apr 30
5:00 - 8:00 \$30.00

Click [here](#) to register online.



"SASSY SEWERS" CLUB!! **LEADER ~ MARILYN PETERSEN**

Join Marilyn once a month to work on any project you would like! If English Paper Piecing is your thing, then bring it along. Does your applique project need some love? This is your chance to spend some extra time on it. How about that McKenna Ryan project you are trying to finish? Just want to come and get sassy? This is the place! There are 16 spots and they fill up quick, so I hope you can join in - we sure get a lot done!

Any Level ~ Bring Your Own Project

Thu Jan 18, Feb 15, Mar 21, Apr 18 5:00 - 8:00 \$30.00
Click [here](#) to register online.

ENGLISH PAPER PIECING CLUB **TEACHER ~ MARILYN PETERSEN**


Join this class to either learn the technique of English Paper Piecing or to continue working on one of your projects. It might be the "Homage to Grandmother's Flower Garden" or another beautiful project.

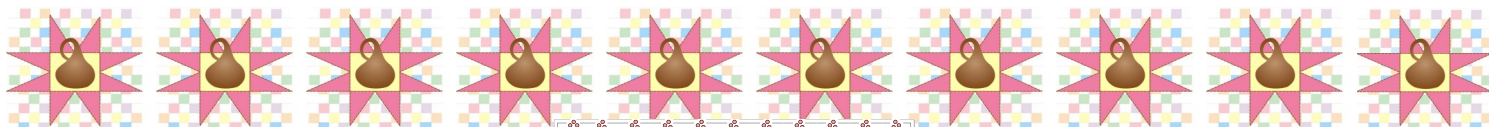
Marilyn will guide you by either her own fabulous machine technique or by hand - your choice. We will also explore how to finish edges and set your designs.

The shop has a number of patterns to select from, or you can create your own.

Join this club and work at your own pace to create something wonderful.

Thu Feb 8, Mar 14, Apr 11 5:00 - 8:00 \$22.50
Click [here](#) to register online.





MORE CLUBS!!

TUCKER UNIVERSITY TAG-ALONG BLOCK OF THE MONTH CLUB

TEACHER ~ LAUREN BAUMAN

Welcome to the Tucker University Tag-Along Block of the Month Club. This program will encourage you to use some of the Deb Tucker Tools and you will get to make 2 blocks per month for a total of 12 blocks. Program requires a 6-month commitment starting in February. Five remaining payments will be billed at the start of each month.

Patterns will be available at the beginning of each month so you will have time to pre-cut fabrics prior to each class. Create your own Basic Beauties using Deb Tucker's Studio 180 Design tools and techniques. Make one large project or several smaller projects with the 12 blocks in this creative series. No matter the final project, precision results are possible for every level quilter.

This project is excellent for beginners or advanced quilters. This is a great way to master some of your Studio 180 Design tools and techniques. You will need the following Studio 180 Design Tools- available at Cotton & Chocolate: *Tucker Trimmer I, Quilters Magic Wand, Square Squared, Rapid Fire Lemoyne Star, V block, Corner Beam, Tucker Trimmer III (Optional), Required Studio 180 Design Technique Sheets, Shaded Four Patch, Non-Mirror Combination Sets*

Saturdays Jan 27, Feb 24, Mar 23 10:00 - 1:00 & 1:30 - 4:00 Cost: \$30/month for 3 months
Saturday Apr 27 10:00 - 1:00 (Free open discussion class on how to Tuckerize any pattern)



DEB TUCKER CLUB

TEACHER ~ LAUREN BAUMAN

Have you been working on a Deb Tucker Pattern and need a little additional time or support? Here is the time and place for that. Lauren is here to provide assistance or guidance for you. Bring in your Deb Tucker projects, no matter what their current status is, and let's work on getting them finished. If you have a new Deb Tucker pattern you want to work on, bring it in.

All Levels

Wed Jan 10, Feb 21, Mar 6, Apr 3 5:15 - 8:15 \$40.00
Click [here](#) to register online.

SIT & STITCH OPEN SEW

TEACHER ~ ANN TOMASELLA

Come join Ann with your unfinished project or Projects. She can help you figure out colors, block placement or understand a pattern. Whether you're new to quilting or not, come meet up with new and maybe some old friends, Get inspired to work on something new!!

All levels

Thur Jan 4, Feb 1, Mar 7, Apr 4 5:00-8:00 \$45.00
Click [here](#) to register online.

HOLIDAY CLUB

TEACHER ~ ANN TOMASELLA

Are you one of those who has lots of different "Holiday" projects you want to work on but can't seem to find the time? Or perhaps you want to get an early start on a project, or just make a gift. If so, this is where you need to be! We meet once a month so you can work on any "Holiday" project you want. Of course any project you want to work on is also welcome! Join us for fun and fellowship!

All Levels ~ Bring your own project

Sat Jan 13, Feb 10, Mar 9, Apr 13 10:15 - 4:15 \$45.00
Click [here](#) to register online.

APPLIQUE CLUB!!

LEADER ~ MARILYN PETERSEN

Join Marilyn to both learn applique and brush up on your skills. She will be teaching the starch-turned applique method and also raw-edged machine applique. Please bring your own favorite project to work on in this fun club-setting.

Any Level ~ Bring Your Own Project

Thu Jan 25, Feb 22, Mar 28, Apr 25 5:00 - 8:00 \$30.00

Click [here](#) to register online.



AUTUMN POSTCARD CLUB

AKA Marilyn's Birthday Club !!


LEADER ~ MARILYN PETERSEN

If you purchased the Autumn Postcard Quilt Kit from our shop, then this club is being offered to you free of charge (as it was described when we offered the kit). We thought the kits were being delivered in September, but ho hum... we

must exercise patience for a late delivery of October. Never fear, we will rejoice in the fun, beauty and excitement and celebration of autumn, birthdays and quilting... hurray!! Marilyn will break down the quilt with you and assist you in making this quilt one exciting step at a time. Bring your machine and all your sewing goodies and let's get ready to rumble! *Kit Required.*

Tue Jan 16, Feb 20, Mar 19, Apr 16 5:00 - 8:00 FREE
Click [here](#) to register online





SEW TIME IS FUN TIME!

Join your Cotton & Chocolate buddies for sewing time at the shop!!
Spend time with old and new friends while working on your own projects. A friendly reminder: these are not classes, just time to work on projects. If you need detailed instruction, please join one of our classes.

SEWING CENTER WEEKENDS HOSTS ~ MARILYN & JERRY PETERSEN

Join us for a full weekend of fun sewing. Think of it as a quilt retreat where you either stay in your own bed, or find local lodging. Each quilter gets a full six-foot table for sewing. We have a cutting table and irons for your use. Leave your sewing equipment and project at the shop. This session we are offering four weekends of sewing. Friday and Saturday from 10-5 and Sunday 10-4. Space is limited.

Fri - Sun	Jan 19-21	\$51
Fri - Sun	Feb 16-18	\$51
Fri - Sun	Mar 15-17	\$51
Fri - Sun	Mar 29-31	\$51
Fri - Sun	Apr 19-21	\$51
Fri - Sun	Apr 26-28	\$51

Click [here](#) to register online.

QMO A.K.A. QUILTER'S MORNING OUT HOST - CAROLE FRYE

Enjoy sewing with Carole to work on one of those "UFO's" with others and enjoy getting some things accomplished in a supportive environment!

All Levels

Fri	Jan 12	10:15 - 1:15 pm	\$20
Fri	Feb 9	10:15 - 1:15 pm	\$20
Fri	Mar 8	10:15 - 1:15 pm	\$20
Fri	Apr 12	10:15 - 1:15 pm	\$20

Click [here](#) to register online.

What Can You Find On Our Website???

Our website is filled with great information. **Shopping online?** We have organized our products into both major departments (fabric, notions, books, patterns, etc.) and categories (e.g., Fall, Batik, Tula, Floral, Flannel, etc.). We even have a "What's New" category which shows you the latest products received in the prior 2 months.

We have this **Newsletter and Class Schedule** always available in color just a click away with a link at the top of our home page.

We also frequently update our home page with the **latest news** such as upcoming sales!

We have a active **online calendar** that lists the classes and events by date. Have an open weekend? Take a look. There may be a class that is right for you.

You can also sign-up for **classes** online. And find **Class Supply lists** that can easily be downloaded.

Did you know that Marilyn also has a number of "helpful tips" **YouTube videos?** We have links to these and all previous Saturday Sampler programs.

If you are not receiving our periodic newsletter emails, you can add your email to our list the next time you are in the shop, or send us a request using the **"Contact Us"** feature on our website.

If you want to receive current updates on what is happening at the shop including sale announcements, give us your email address. Not getting our emails and you have signed up? Check with us to be sure we have your correct address. Follow Us On **Facebook** and **Instagram!** Tag us **@cottonandchocolate1**

SEW TIME WITH LAUREN HOST ~ LAUREN BAUMAN

Sunday Mornings ~ Once A Month 9:00-12:00

Come join us to work on an unfinished project that you've been meaning to complete. Spend time with new & old friends and see what everyone is finishing. This is just a time to work, if you need instruction, please join one of our classes. Note: if there is space you can stay until the shop closes at 4:00 - check with the staff for the schedule.

Sun	Jan 14	9:00 - 12:00	\$20
Sun	Feb 11	9:00 - 12:00	\$20
Sun	Mar 10	9:00 - 12:00	\$20
Sun	Apr 14	9:00 - 12:00	\$20

Click [here](#) to register online.

FINISH IT FRIDAY HOST - Susan Marino


Spend your Friday night with Susan and work on those UFOs! If needed, Susan is there to provide you with technical guidance to ensure your projects get completed. See you there!

All Levels

Fri	Jan 12	5:30-10 pm	\$20
Fri	Feb 9	5:30-10 pm	\$20
Fri	Mar 8	5:30-10 pm	\$20
Fri	Apr 12	5:30-10 pm	\$20

Click [here](#) to register online.





CLASSES

LEARN TO QUILT!!!

We offer a 10% discount on the rotary cutting mat, rotary cutter, ruler, thread and needles for all enrolled in beginning classes.

BEGINNING QUILT CLUB (TUESDAYS) ~ Jerry Petersen

This club is for those beginners who have learned the basics and are looking to build on those skills, Jerry will provide you with expert guidance to make you a more confident quilter. You choose the projects to work on and Jerry will be there to guide you with the help you need. This class is not for new beginners.

Tue	Jan 9, 16, 23, 30	10:00-2:00	\$54.00
Tue	Feb 6, 13, 20, 27	10:00-2:00	\$54.00
Tue	Mar 5, 19, 26	10:00-2:00	\$36.00
Tue	Apr 2, 9, 16, 23	10:00-2:00	\$54.00

Click [here](#) to register online.

BEGINNING QUILTING CLUB (SATURDAYS) ~ Susan Marino

Whether you are starting out or want to sharpen your early skills, Susan will provide you with expert guidance to make you a more confident quilter.

Sat	Jan 13, Feb 10, Mar 9, Apr 20	10:00 - 1:00	\$54.00
-----	-------------------------------	--------------	---------

Click [here](#) to register online.


BEGINNING QUILTING CLASS ~ Jerry Petersen / Susan Marino

Take the "plunge" and learn to quilt using fast cutting and machine piecing techniques. Learn about fabric, thread, basic cutting and piecing skills. This class will cover how to make a quilt top and more!

Pattern and supplies required.

Thu	Jan 4, 18, 25	10:00 - 1:30	\$72.00
Thu	Feb 8, 15, 22	10:00 - 1:30	\$72.00
Thu	Mar 7, 21, 28	10:00 - 1:30	\$72.00
Thu	Apr 11, 18, 25	10:00 - 1:00	\$72.00
Mon	Jan 15, 29, Feb 12	5:00 - 8:00	\$72.00
Mon	Mar 4, 11, 25	5:00 - 8:00	\$72.00
Sat	Mar 16, 23, Apr 13	9:00 - 1:00	\$72.00

Click [here](#) to register online.



FINISH IT ~ Susan Marino

Learn how to finish your first quilt. This class will cover the process of layering and basting, straight-line quilting, adding binding, attaching a label and a sleeve for hanging.

Mon	Feb 19, 25	5:00 - 8:00	\$48.00
Mon	Apr 8, 22	5:00 - 8:00	\$48.00

Click [here](#) to register online.


MACHINE QUILTING WITH YOUR WALKING FOOT ~ Carole Frye

Create beautiful designs with your walking foot! We will cover crosshatching, radiating designs, ribbons, continuous curves and mixed patterns. Lots of tips in this class and new ideas to explore.

Confident Beginner ~ Book, Walking Foot, Required

Sat	Feb 17	1:00-4:00	\$35.00
-----	--------	-----------	---------

Click [here](#) to register online.




FREE MOTION MACHINE QUILTING WITH YOUR DARNING FOOT ~ Carole Frye


Create beautiful designs and patterns over the surface of your quilts. We will cover swirling designs, meandering, pebbling, all over floral designs, leaves and vines and how to mark stencil designs and much more!

Confident Beginner ~ Book,, Darning Foot Required

Sat	Apr 13	1:00-4:00	\$35.00
-----	--------	-----------	---------

Click [here](#) to register online.





CLASSES

TEACHER ~ LAUREN BAUMAN


BOUGAINVILLEA

Combining positive and negative flying geese with right and left combination units and half square triangles creates a striking pattern reminiscent of mountain switchbacks. This design works very nicely with three different fabrics and a background. The small and medium size projects are perfect as table runners, and the large project will make a table runner for a large table or a great bed runner.

Confident Beginner ~ Pattern and Ruler Required

Wed Feb 28, Mar 13, 27 5:00 - 8:00 \$72.00

Click [here](#) to register online.



SWITCHBACK

Combining positive and negative flying geese with right and left combination units and half square triangles creates a striking pattern reminiscent of mountain switchbacks. This design works very nicely with three different fabrics and a background. The small and medium size projects are perfect as table runners, and the large project will make a table runner for a large table or a great bed runner.

Confident Beginner ~ Pattern and Ruler Required

Wed Jan 24, Feb 7 5:00 - 8:00 \$48.00

Click [here](#) to register online.



HUNTER'S STAR RUNNER

Have you every wanted to try a Hunters Star? Using Deb Tucker's Hunters Star Petite Tool, you can create this fun table runner very quickly. Come see what all the fuss is about.

Confident Beginner ~ Pattern & Ruler Required

Wed Apr 10, 24 5:00 - 8:00 \$48.00

Click [here](#) to register online.



TEACHER ~ CAROLE FRYE

FRIDAY FIESTA PLACEMATS "QUILT AS YOU GO"


Give this quilting technique a try! You'll learn how to stitch together these festive placemats so that when you are done, your quilting is done too! All that is left is binding.

All Levels ~ Pattern Required

Sun Jan 28 1:00 - 4:00 \$30.00

Click [here](#) to register online.





CLASSES

TEACHER ~ JERRY PETERSEN

Jelly Roll Color Wash

Want a great strip piecing project that is perfect for FAST sewing? Color washing the jelly roll strip set is pretty easy and has consistently cool results! Take a jelly roll and join me in making your own color wash creation. This skinny strip Rail Fence pattern is beginner friendly and far easier than it looks. Quilt size is typically around 48"x54" and will vary depending on your jelly roll and border choices.

Confident Beginner

Wed Mar 27, Apr 10

5:00 - 8:00

\$48.00

Click [here](#) to register online.



TEACHER ~ ANN TOMASELLA

Jelly Roll Rug

Join Ann to make this wildly popular rug that looks wonderful in any fabric. It is made up of one "jelly roll" (a roll of 42 - 2½" strips). We also carry the pre-cut Bosal batting on a roll that makes this project much easier (it takes two of these or one large one). Of course you can cut your own batting strips if you would like...but why? Ann supplies the tips and tricks to get your rug done in class with some pre-prep prior to class.

Ann will also demo the new tool ~ "Jerry's Jelly Roll Jig", or you can watch our YouTube video.


Confident Beginner ~ Pattern Required

Mon Feb 12, 19

10:00 - 1:00

\$48.00

Click [here](#) to register online.



40 Karat Quilt

When you think of spring don't you think of bunnies and carrots? Well here is a cute springtime quilt to make. Join me as I show you some quick and easy tips to make this 40 Karat quilt come together. You will make 40 Carrot sticks and then put them in rows for a fun springtime quilt.

Confident Beginner ~ Pattern Required

Mon Jan 8, 22, Feb 5

5:00 - 8:00

\$72.00

Click [here](#) to register online.



Love Kits?

We do too and are always adding new kits to our inventory. There are kits to make kids quilts and adult styles as well as a variety of Holiday kits. If you love kits be sure to come by the shop and check them out. If you prefer to shop our kits online,

