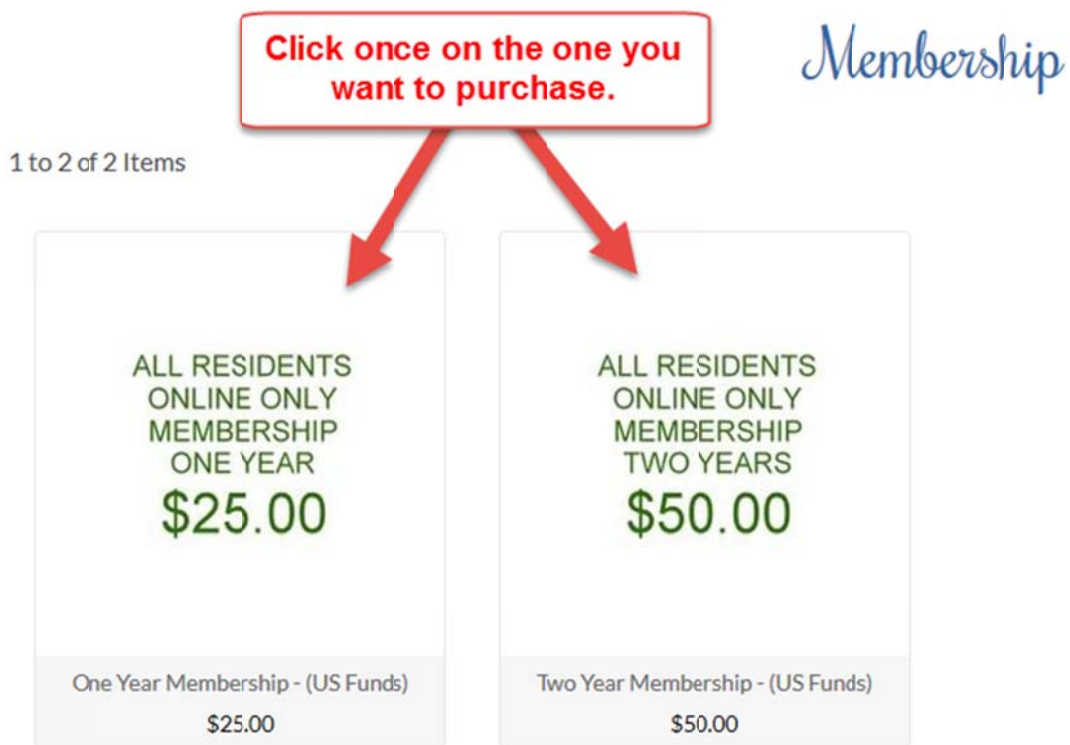


Here are step-by-step instructions on how to RENEW your membership or JOIN for the first time. Hopefully this will be helpful to everyone!

1. Go to [www.theappliesociety.org](http://www.theappliesociety.org) website . There are two ways to Join or Renew; The fastest way is to select the "Join/Renew option on the main menu bar.



2. This will bring you to the product page: Click on the membership option you want.



- You are now at the sign up page. This one shows the 1 year membership. The 2 year membership page looks the same except it will say \$50.00 in green on the left side and \$50.00 next to price, while the quantity will still show 1 under the price (shown in red circle.) Fill in the required info the hit the green button.

It is important that you leave the quantity as it is shown on either option or you will be charged the amount shown times the number showing in the quantity box!

Membership > One Year Membership - (US Funds)

ALL RESIDENTS  
ONLINE ONLY  
MEMBERSHIP  
ONE YEAR  
**\$25.00**

## One Year Membership - (US Funds)

**For a 1 year subscription make sure Quantity is set at 1.  
If you want to purchase 2 years, please choose the \$50.00 membership plan from the previous screen.  
Fill out all fields shown then click on the green Add To Cart button to proceed.**

Price: **\$ 25.00**  
 Quantity: **1**   
 \* First Name:   
 \* Last Name:   
 \* Email:   
 \* Phone:   
 \* Street:   
 Street (Line2):   
 \* City:   
 \* State:   
 \* Zipcode:   
 \* Country:

**Add to Cart**

- Click on Proceed to Checkout. See Screenshot below.

**When you hit the green "Add To Cart" button a black box will pop up in the upper right hand corner of the screen. You will see what you purchased in the top half, and a subtotal in the lower half.**

**Ignore the Enter Coupon, & Enter Gift Card options as they don't pertain to us.**

**The View Cart or the Proceed to Checkout will both take you to Checkout! Almost Done!**

Price: \$ 25.00  
 Quantity: **1**   
 \* First Name:   
 \* Last Name:   
 \* Email:   
 \* Phone:   
 \* Street:

5. This is where people were having trouble. The Screenshot explains what to do. As crazy as it seems, this is the only way you will progress to the final stage.

## Shopping Cart

If you think you filled in anything wrong, or change your mind for any reason, this is the best time to do so. Simply click on the little red X and it will remove whatever is in your cart. Again, please leave the Quantity at the default setting of 1.

Make sure the subtotal is correct. Ignore Coupon & Gift Card links & leave the check box blank next to "This is a gift."

Now comes the IMPORTANT PART! You must select your Country & State, (if applicable) by scrolling through the available options. If your says it is not a shipping option then contact me and I will included in as an option. Either way, you can not complete the purchase until the selections are made. US is the default. To see other Countries/States click the down arrows.

\$25.00

Subtotal: \$25.00

[Enter Coupon](#)

[Enter Gift Card](#)

This is a gift

### Shipping

Country:  State:

Please select a state to see shipping options

The instruction of select a state etc. shown above will change once you make your selections. (See next screen shot) Once that is done, you will be able to click on the Green Button which will take you to PayPal where you will enter you credit card information or use your PayPal account to complete your purchase.

Total: \$25.00

[Proceed to Checkout](#)

6. The following screenshot shows the Free Shipping has been activated. The "1 business day" entry was an arbitrary choice selected by myself only because the system required it. It is not relevant.

### Shipping

Country:  State:

Free Shipping: 1 business day - \$0.00

Once you have selected available options depending on where you live you will see that it now shows that your purchase will receive Free Shipping. This is good!

Make sure you click on the little red circle in front of Free Shipping.

Now you can click on the Big Green Button!

Shipping Total: \$0.00

Total: \$25.00

[Proceed to Checkout](#)

7. Whew! Just about done! Just follow the instructions below and you are home free...Well for shipping, anyway.

Hope this helps everyone get through a potentially confusing process. Good luck!


## The Applique Society

### Your order summary

Descriptions	Amount
<a href="#">One Year Membership - (US Funds)</a>	\$25.00
Item number: 16227721	
Item price: \$25.00	
Quantity: 1	
<b>Item total</b>	<b>\$25.00</b>
<b>Total</b>	<b>\$25.00USD</b>

### Choose a way to pay

PayPal securely processes payments for The Applique Society.

**Have a PayPal account?**  
Log in to your account to pay 

**Don't have a PayPal account?**  
Pay as a guest now, sign up for PayPal later

Country

First name

Last name

Address line 1

Address line 2 (optional)


City/State

ZIP code

Phone type  [Why is this needed?](#)

Phone number 555-555-1234

Email

Powered by 

[Cancel and return to The Applique Society.](#)

**FINALLY! You are now on PayPal where you will choose your method of payment. Follow the instructions on the page. Click continue to finalize the transaction.**

**OR, click on the tiny print at the bottom of the page to Cancel the transaction and return to the Applique Society...**

**But WHY would you do that after all it took to get here! :-)**