

GINGERBREAD BITES

EMBROIDERY SUPPLY LIST:

5"x7" Minimum Hoop Requirement to embroider any individual design
Arrange as many individual motifs as desired to create the table runner.

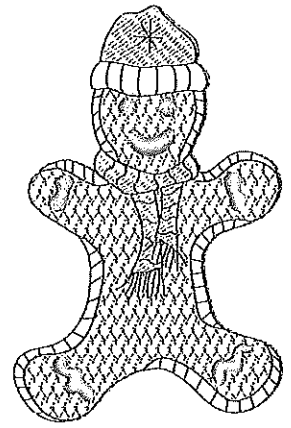
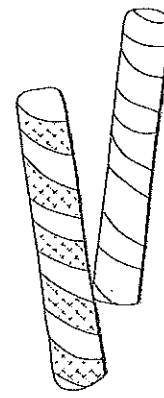
Medium Weight Tear Away

Temporary Adhesive Spray

Removable fabric marking pen

Basic embroidery kit including small doubled curved scissors, long straight pointy tweezers, etc.

Embroidery Needles 80/12



FABRIC SUPPLY LIST FOR TABLE RUNNER:

¾ yard Background Fabric tone on tone or small subtle print

1¼ yard Shape Flex #101 by Pellon

½ yard Blue Inner Border

½ yard Black tone on tone or small print for Checkerboard and Binding

½ yard Christmas Print for outer border

1¼ yard Backing

46" x 20" Batting

Thread: 40 wt. Embroidery Thread (Isacord Thread Colors listed)

1344 Medium Dark Reddish Brown

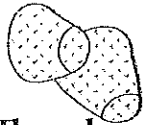
1904 Christmas Red

3901 Tropical Blue

2910 Purple

5730 Bright Green

5933 Medium Green



Thread: 40wt or 50wt Cotton Thread

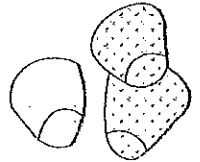
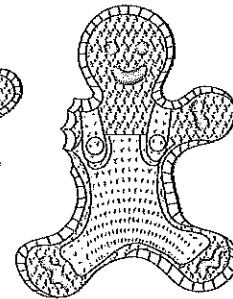
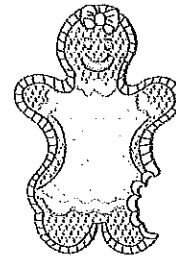
Black (Using cotton thread will define the outlines and make the designs pop!)

SEWING SUPPLY LIST:

50wt. Cotton Thread matching the fabric for piecing.

Basic sewing kit including scissors, pins, rotary cutter & mat, long straight ruler, etc.

Sizing or Starch



TO EMBROIDER THE TABLE RUNNER:


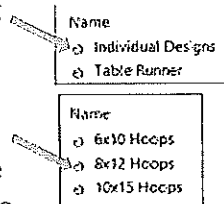
5x7 Hoops and Larger:

Open the Individual Designs folder. Select a motif and place where desired. Add as many or as few motifs as you like.

Also embroider on tote bags, napkins, aprons, placemats, and gift bags!

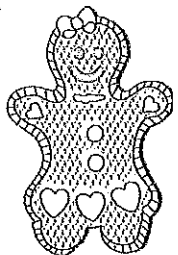
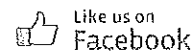
6x10 Hoops and Larger:

To embroider the table runner exactly like mine open the Table Runner folder / select the hoop size folder closest to your hoop size (6x10, 8x12, or 10x15) print and follow those instructions for the same placement as the cover picture.



This CD contains the following formats:

.art .dst .exp .hus .jef .pcs .pes .sew .shv .vip .vp3 .xxx



Visit our Website: www.claudiascreationsaz.com Contact me at: info@claudiascreationsaz.com

Copyright © 2015 Claudia's Creations All rights reserved. No part of this may be reproduced in any form or by any means without permission in writing from the copyright holder. These designs & instructions are for personal non-commercial use by the original purchaser only and are protected under US & International Laws.

www.claudiascreationsaz.com

