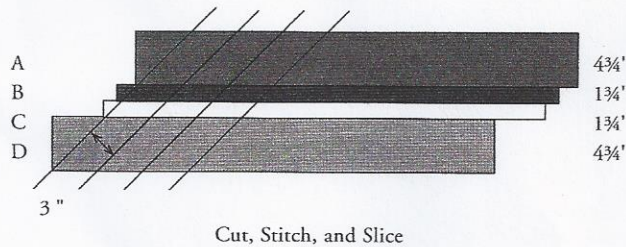


# CHAIN

A simple, repeating pattern in four colors, this open-angle band works well made in four fabrics as an decorative accent in any quilt. Chain and the three bands that follow are all made from the same strip set. Once sewn into a quilt, the band measures 38" x 3½" (96.5 cm x 8.9 cm).



**STRIP SET.** Cut four strips of fabric, selvage to selvage, as follows:

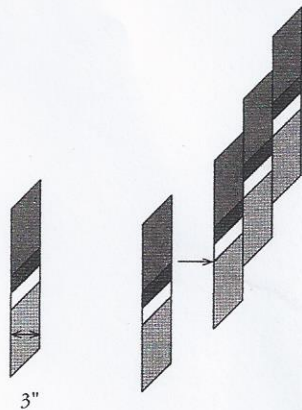
One 4¾" (12.1 cm) strip of Fabric A

One 1¾" (4.4 cm) strip of Fabric B

One 1¾" (4.4 cm) strip of Fabric C

One 4¾" (12.1 cm) strip of Fabric D

Stitch together lengthwise as shown.

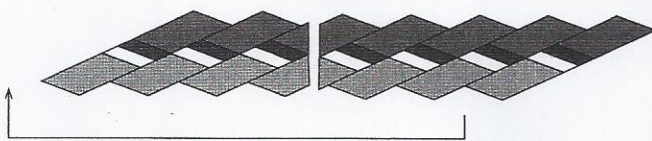


**SEGMENTS.** Slice diagonally into seven 3" (7.6 cm) segments on a 45° angle.

**SECTIONS.** Stitch the segments edge to edge, matching the top seamline to the bottom seamline in the next segment as shown. To square off the ends, slice through the section once and transfer the slice to the opposite end, matching seamlines.



Stitch



Slice and Square Off



Trim

**BAND.** Turn the section on its side and trim to form the Chain band. Make sure the trimmed edges are parallel.