

Please read all directions before starting...

January 2017 Mystery Project By *Paco Rich*

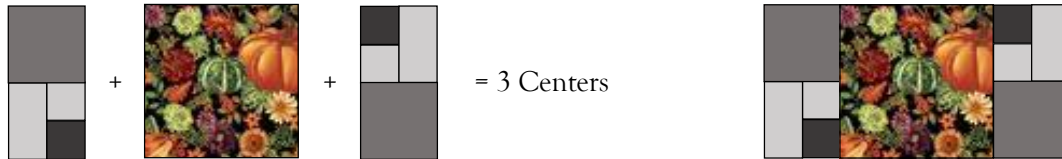
Two options: a Table Runner or a Quilt

Table runner: 38³/₄" x 19" ‡ Quilt: 95" x 83"

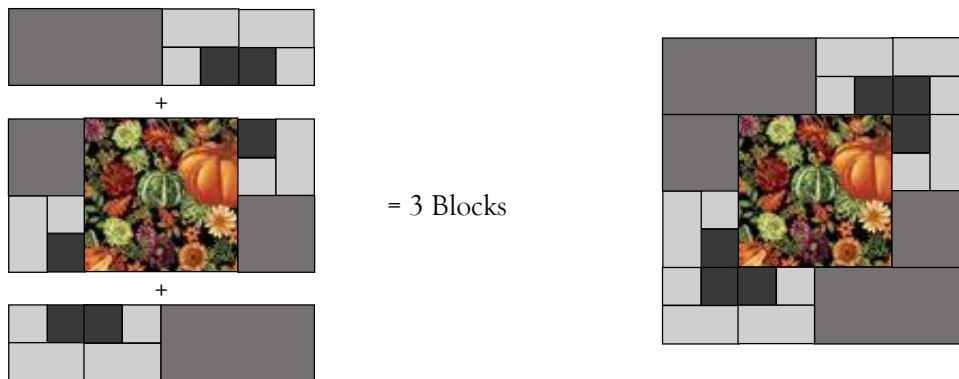
Clue 3 – Final Reveal – Stacked Stones

Option 1: Table Runner


Piece together Two C blocks and one Focus Fabric Square. Press Seam towards Focus Fabric. Repeat with each of the Focus Fabrics:



Piece together Center with E blocks. Press Seam away from Focus Fabric. Repeat with other Two Centers. Square up each of the blocks to 12¹/₂" x 12¹/₂".



Piece together the three Blocks:



Continued on next page...

Please read all directions before starting...

Fabric #2: Cut Three strips $1\frac{1}{2}$ " x wof: [redacted]

Sub cut Two strips into $1\frac{1}{2}$ " x $36\frac{1}{2}$ " [redacted]

Sew each strip to the long sides of your 3 Blocks.



Sub cut Third strip into Two: $1\frac{1}{2}$ " x $14\frac{1}{2}$ " [redacted] [redacted]

Sew each strip to the short sides of your blocks.



Border Fabric (Focus Fabric or Fabric #3): Cut Three strips $2\frac{1}{2}$ " x wof:



Sub cut Two strips into $2\frac{1}{2}$ " x $38\frac{3}{4}$ ", Sew each strip to the long sides.

Sub cut Third strip into Two: $2\frac{1}{2}$ " x $18\frac{1}{2}$ ", Sew each strip to the short sides

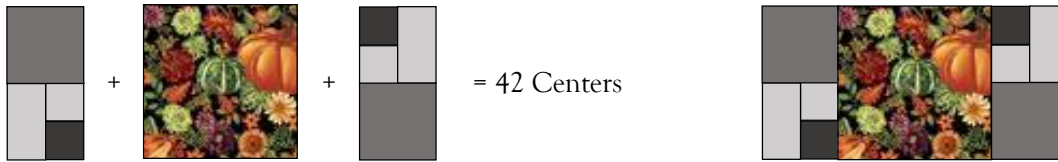


Thank You joining me on this Mystery. I do not claim this block as my own design, but I have yet to find a pattern for this block. Still looking... (Similar to a couple Stacked patterns out there, but not the same)

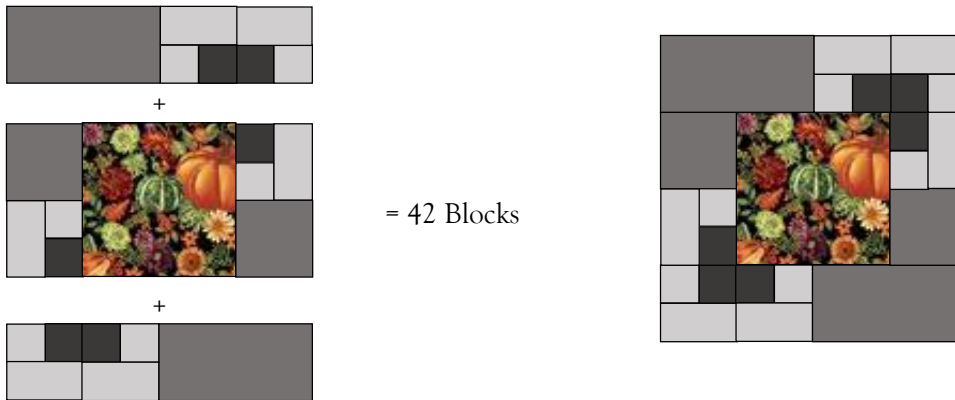
Please read all directions before starting...

Option 2: Quilt

Piece together Two C blocks and one Focus Fabric Square. Press Seam towards Focus Fabric. Repeat with each of the Focus Fabrics:



Piece together Center with E blocks. Press Seam away from Focus Fabric. Repeat with other 42 Centers. Square up each of the blocks to 12½" x 12½".



Piece together the 42 Blocks
- Six across and Seven down:



Please read all directions before starting...

Stop Border

Fabric #2: Cut Nine strips $2\frac{1}{2}$ " x wof.

Use Five strips to make Two $2\frac{1}{2}$ " x $84\frac{1}{2}$ " strips.

Sew each strip to the long sides of your 42 Blocks.

Use remaining Four strips to make Two: $2\frac{1}{2}$ " x $76\frac{1}{2}$ "

Sew each strip to the short sides of your 42 blocks.

Border Fabric (Focus Fabric or Fabric #3): Cut Nine strips 4" x wof.

Use Five strips to make 4" x $88\frac{1}{2}$ ", Sew each strip to the long sides.

Use remaining Four strips to make Two: 4" x $83\frac{1}{2}$ ", Sew each strip to the short sides



Please read all directions before starting...

Beautiful Stacked Stones Projects made by my Super Awesome Testers! And me.

