

Please read all directions before starting...

January 2017 Mystery Project By *Paco Rich*


Two options: a Table Runner or a Quilt

Table runner: 38³/₄" x 19" † Quilt: 95" x 83"

Clue 2

Option 1: Table Runner

Fabric #3: Cut Two strips 3¹/₂" x wof:



Sub cut One strip into Six 3¹/₂" x 6¹/₂" rectangles.

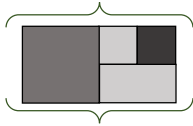
Set Aside.



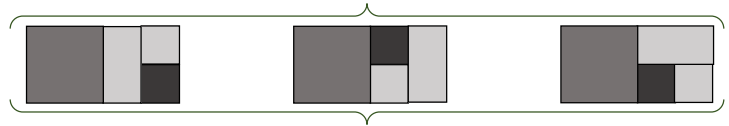
Sub cut Second strip into Six 3¹/₂" x 3¹/₂" squares.



Piece together Six squares (3¹/₂" x 3¹/₂") with Six A blocks from Clue 1: where the dark fabric #2 is on the top right and the medium fabric #3 is on the left.

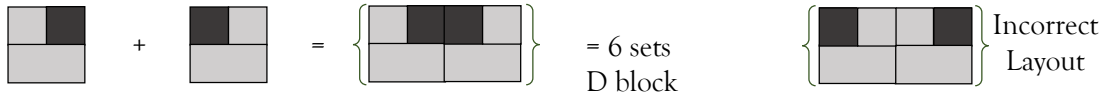


Correct Layout
Make 6
C block

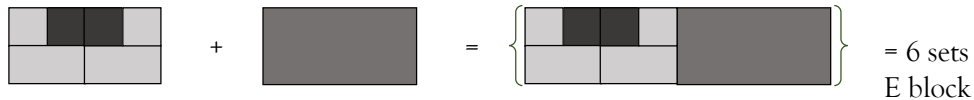


Incorrect Layout

Piece together remaining Six A and B blocks from Clue 1:



Retrieve Six Fabric #3 rectangles (3¹/₂" x 6¹/₂") and piece together with the Six sets in the previous step:



To Recap: At this point, you should have these – Final Reveal will be next Wednesday.



= 6 C blocks



= 6 E blocks



= 3 Squares
Focus Fabric


Please read all directions before starting...

Option 2: Quilt

Fabric #3: Cut Twenty-Two strips $3\frac{1}{2}$ " x wof:



Sub cut Fourteen strips into 84 - $3\frac{1}{2}$ " x $6\frac{1}{2}$ " rectangles.

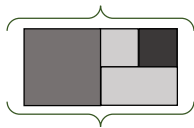


Set Aside.

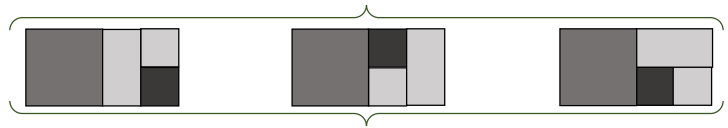
Sub cut Eight strips into 84 - $3\frac{1}{2}$ " x $3\frac{1}{2}$ " squares.



Piece together 84 squares ($3\frac{1}{2}$ " x $3\frac{1}{2}$ ") with 84 A blocks from Clue 1: where the dark fabric #2 is on the top right and the medium fabric #3 is on the left.

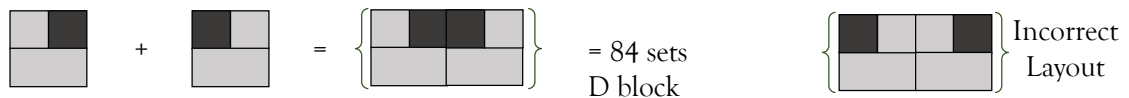


Correct Layout
Make 84
C block



Incorrect Layout

Piece together remaining 84 A and B blocks from Clue 1:



Retrieve 84 Fabric #3 rectangles ($3\frac{1}{2}$ " x $6\frac{1}{2}$ ") and piece together with the 84 blocks in the previous step:

