

# Fall 2017 Mystery Quilt

At Aunt Judy's Attic

by Paco Rich

Please do not share. This pattern is copyrighted. Go to [AuntJudysAtticNM.com](http://AuntJudysAtticNM.com) to download your free copy.

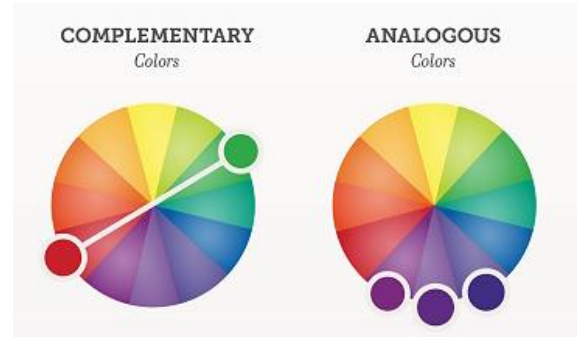
Finished quilt measures approximately 62" by 80"

Fabric Requirements based on 40" wide fabric. *Yardage amounts included are the absolute minimum amounts.*





When selecting fabrics for this mystery, pick a color. Pick a **dark** (Fabric 1) and a **medium/light** (Fabric 2) of that color - you want these two fabrics to be different enough, that they do not blend together.

For Fabric 4, pick a Complimentary or Analogous color (See Image to the right). For example: If you pick a green, a complimentary color would be a red, or an analogous color would be a color on either side.



For Fabric 3, pick a neutral or blender that will allow the other 3 fabrics to stand out - you do not want an overpowering print on this fabric. Too much print in any of your fabrics will take away from the overall design.



Examples taken from Kit Color Way 1  
(see page 2 for Kit Samples):

Picked: Blue		Fabric 1 7/8 yard
		Fabric 2 2/3 yard
Neutral		Fabric 3 1 3/4 yards
Analogous		Fabric 4 7/8 yard

Other Recommended Fabrics:

	Fabric 4 Border 1 - 10.5" Binding - 20"
	Fabric 1 Or a Matching Focus Fabric Border 2 - 35"

\* Quilt size measurements include a simple border. If you would like to expand on borders, consider additional fabric.

\* Binding made using Double Fold Method.

*A few hints...*

Sewing with 1/4" seams: For each of the clues, make a test pieces out of scraps. If your test piece is smaller than the required size, adjust your seam. If your test piece is larger than the required size, trim it up. *The size of your finished piece is more important than the size of your seams.*

Accuracy in cutting strips is essential. If you are unsure of how to cut strips, check out this tutorial by [Bonnie Hunter: Making the Best Cut.](#)

Mystery Quilt Clues will feature a cutting technique using the [Half Square 4-in-1 Triangle Ruler](#), but this ruler is not required to complete the quilt.

Kits and Color Ways

Color Way 1



Fabric 1:-  
7/8 yards  
Recommended: border 2-1 yard

Fabric 2:-  
2/3 yards

Fabric 3:-  
1.75 yards - Background

Fabric 4:-  
7/8 yards  
Recommended: border 1-10.5", Binding-20"

Color Way 2



Fabric 1:-  
7/8 yards  
Recommended: border 2-1 yard

Fabric 2:-  
2/3 yards

Fabric 3:-  
1.75 yards - Background

Fabric 4:-  
7/8 yards  
Recommended: border 1-10.5", Binding-20"

Color Way 3



Fabric 1:-  
7/8 yard  
Recommended: border 2-1 yard

Fabric 2:-  
2/3 yard

Fabric 3:-  
1.75 yard - Background

Fabric 4:-  
7/8 yard  
Recommended: border 1-10.5", Binding-20"

Quilt Name: \_\_\_\_\_

***Fabric Chart:***

tape or glue a small sample fabric to remember fabric assignments.  
To use as reference for each of the clues.

Fabric 1

Fabric 2

Fabric 3

Fabric 4

Border 1

Border 2

Binding