


# Aunt Judy's Attic

1950 Hwy 180 East  
Silver City, NM 88061  
575-388-1620

[auntjudysattic@gmail.com](mailto:auntjudysattic@gmail.com)  
[AuntJudysAtticNM.com](http://AuntJudysAtticNM.com)

May 2026



[Desert Dreams](#)  
by [Maywood Studios](#)

## Feature Fabrics

*Click on the photos to view the  
collection online.*



★  
[Patriotic  
Fabrics](#)  
★

## May Greetings to All!

Hope you are all planning a fun filled month.

We have a bunch of great things coming up this Summer, you can see them on the Calendar on our webpage.

Here is a taste: Paco's Leafy Applique Class on June 16th and Stay in Your Own Bed Quilt Retreats in June, July and August.

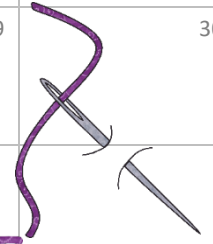
Lots of fun and a chance to spend time with Quilting Buddies!

We are also getting lots of new fabrics!

Happy quilting!  
*Judy*

# May

Sunday	Monday	Tuesday	Wednesday	Thursday	Friday	Saturday
					1 10:00 am to 5:00 pm Peaceful Quilters	2
3	4 1:00 pm to 3:00 pm Card Makers	5 10:00 am to 5:00 pm Some Day Girls	6 10:30 am to 3:30 pm Sit and Sew	7	8 10:00 am to 5:00 pm Peaceful Quilters	9
10	11	12 9:00 am to 10:00 am Terrific Tuesday	13 10:30 am to 3:30 pm Sit and Sew	14	15 10:00 am to 5:00 pm Peaceful Quilters	16
17	18 1:00 pm to 3:00 pm Card Makers	19	20 10:30 am to 3:30 pm Sit and Sew	21	22 10:00 am to 5:00 pm Peaceful Quilters	23
24	25	26	27 10:30 am to 3:30 pm Sit and Sew	28 9:30 am to 5:00 pm QOV Kit Day	29 10:00 am to 5:00 pm Peaceful Quilters	30
31						
Get 'em Done Due						



*New events and classes are added all the time. [Click here to view the most up-to-date calendar.](#)*

# June

Sunday	Monday	Tuesday	Wednesday	Thursday	Friday	Saturday
	1 1:00 pm to 3:00 pm Card Makers	2 10:00 am to 5:00 pm Some Day Girls	3 10:30 am to 3:30 pm Sit and Sew	4	5 10:00 am to 5:00 pm Peaceful Quilters	6
7	8	9 9:00 am to 10:00 am Terrific Tuesday	10 10:30 am to 3:30 pm Sit and Sew	11	12 10:00 am to 5:00 pm Peaceful Quilters	13
14	15 1:00 pm to 3:00 pm Card Makers	16 10:30 am to 3:30 pm Paco's Leafy Applique Class	17 10:30 am to 3:30 pm Sit and Sew	18	19 10:00 am to 5:00 pm Peaceful Quilters	20
21	22	23	24 10:30 am to 3:30 pm Sit and Sew	25 9:00 am to 8:00 pm Stay in Your Own Bed Quilt Retreat	26 9:00 am to 8:00 pm Stay in Your Own Bed Quilt Retreat	27 9:00 am to 8:00 pm Stay in Your Own Bed Quilt Retreat
28	29	30				
		Get 'em Done Due				

April 2026

# Show and Tell

*Becky shared her striking Quilt of Valor she made during her quilt retreat in March.*



**Don't Forget:  
Alphabet  
Challenge Quilt  
started April  
2026.  
Quilts are due  
September 4<sup>th</sup>.**



*She proves to us that a simple quilt can still be very eye-catching.*

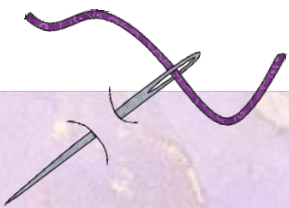
April 2026

# Show and Tell

continued...



*What started as a mystery quilt for Becky, soon changed into a quilt she liked much better!*



*Sherelle was challenged with finding matching fabrics to go with her polar bears.*



April 2026

# Show and Tell


continued...



*Sherelle took log cabin blocks someone else started and finished off a beautiful quilt with them.*



*Paula's whimsical jelly roll was the perfect fabric for her beautiful on-point strip quilt.*



April 2026

# Show and Tell

continued...

*Paula picked the perfect fabrics for her sunflower block quilt.*



*Her striking blue and white HST quilt was the perfect place to show off some amazing quilting!*

April 2026

# Show and Tell

continued...



Deb is one that see a picture of a quilt and say, "I can do that!" but found herself in a "seemed like a good idea at the time" situation.

We should all challenge ourselves like Deb!



Terri shared her cute March Get 'em Done pillow, made from a kit she purchased from a virtual shop hop several years ago.



April 2026

# Show and Tell

continued...

*Lydia's black and white jelly roll quilt was stunning and inspirational!*



*Andrea's denim quilt was checkered with a forest fabric panel and tied.*

April 2026

# Show and Tell

continued...



*Elaine M has a way with hand sewing miniature blocks and making fabulous projects with them.*



April 2026

# Show and Tell

continued...

Jay has been hard at work learning free motion quilting on game mats for his friends.



Jamie finally finished the binding on a world map quilt for her husband.




April 2026

# Show and Tell

continued...



Jamie salvaged her friend's bed cover with a skirt (made by her friend's mom), quilted and bound it. The applique star is stunning!



Tony's color picks for friendship star quilt has a warm and modern feel to it!



April 2026

# Show and Tell

continued...

*Paco finished her April Get 'em Done project by custom quilting a Whole Cloth Layout.*



*She also completed two Quilts of Valor tops. Now, to quilt them!*


April 2026

# Show and Tell

continued...



Marnie used the perfect border fabric for her Quilt of Valor made of a jelly roll.



Lori's sea life quilt was the perfect medium to practice free motion quilting that showed flow and movement.



April 2026

# Show and Tell

continued...

*Terry's table runner is ready for Spring!*

*She also shared with us the cutest tractor quilt!  
What happens on my tractor stays on my tractor.*



*Jackie's unique star quilt  
makes a fabulous Quilt of  
Valor.*



April 2026

# Show and Tell

*continued...*



*Pat's first visit to Terrific Tuesday and it was hard not to feel intimidated by her skills!*

*Her favorite quilting is One Block Wonders.*



*Her Block of the Month quilt was stunning!*



April 2026

# Show and Tell

continued...

*Elaine S is cranking out her Get 'em Done mystery adventure quilt called "The Promise".*



*Julie's OCD didn't let her make this beautiful quilt truly scrappy...*




April 2026

# Show and Tell

continued...



Twila's quilt is the cutest with all the baby chicks on it.



She worked hard to complete this Quilt of Valor she made at the last retreat.



# Southwest Valor Quilters

Members of the Quilts of Valor Foundation  
Covering Grant County, New Mexico



Robert Ortiz  
US Army  
Quilt made by Becky Rea



As of March 2026,  
those comforted nationally:

Last Month – **2,439**

Year to Date – **6,185**

Lifetime Total – **442,142**

As of April 2026,  
those comforted by  
the **Southwest Valor Quilters:**

Last Month – **1**

Year to Date – **6**

Lifetime Total – **461**

# Southwest Valor Quilters

Members of the Quilts of Valor Foundation  
Covering Grant County, New Mexico

Our Mission: to cover  
Service Members and Veterans touched by war with  
comforting and healing Quilts of Valor.

[qovf.org](http://qovf.org)

A Quilt of Valor® is our award to Service Members and Veterans who have been touched by war. It says, “thank you for your service and sacrifice in serving our nation.”

## Get involved!

- ★ Nominate a Service Member or Veteran. To nominate nationally using the online form by [clicking here](#), or fill out a form at Aunt Judy’s Attic for a Grant County Nominee.
- ★ Make a Quilt of Valor. The recommended size of **a Quilt of Valor is 60” x 80”**.
- ★ Make a block. See [National Block Drive](#) info below.

## 2026 Quilts of Valor National Block Drive


### Echoes Block

[Click here to download the pattern.](#)

A great block to use  
medium/large prints in the center.

Leave your completed,  
10 ½” x 10 ½” blocks  
at **Aunt Judy’s Attic**.

Blocks will be made into quilts for  
the Grant County veterans by the  
Southwest Valor Quilters.



**Cutting from yardage to make 8 Echoes Blocks at a time** – wof = width of fabric

Cut from Print Fabric: 1 strip, measuring 5 ½” x wof,

Cut from **Red** or **Blue** fabric: 4 strips, measuring 3” x wof,

Cut from White fabric: 4 strips, measuring 3” x wof.