


# Aunt Judy's Attic

1950 Hwy 180 East  
Silver City, NM 88061  
575-388-1620

[auntjudysattic@gmail.com](mailto:auntjudysattic@gmail.com)  
[AuntJudysAtticNM.com](http://AuntJudysAtticNM.com)

April 2026



Dahlia Botanica by  
Wilmington

## Feature Fabrics

*Click on the photos to view the  
collection online.*



Hey Love Bug  
by Poppie Cotton

# Happy April to All!

Spring always brings such a great promise of new life.

We have new fabrics arriving weekly! New projects!

Thank you to everyone who visited us during the All Arizona and New Mexico Shop Hop.

It was great meeting such happy quilters!

*Judy*

# April

Sunday	Monday	Tuesday	Wednesday	Thursday	Friday	Saturday
			1 10:00 am to 4:00 pm Sit and Sew	2	3 10:00 am to 5:00 pm Peaceful Quilters	4
5	6 1:00 pm to 3:00 pm Card Makers Group	7	8 10:00 am to 4:00 pm Sit and Sew	9	10 10:00 am to 5:00 pm Peaceful Quilters	11
12	13	14 9:00 am to 10:00 am Terrific Tuesday	15 10:00 am to 4:00 pm Sit and Sew	16	17 10:00 am to 5:00 pm Peaceful Quilters	18
19	20 1:00 pm to 3:00 pm Card Makers Group	21	22 10:00 am to 4:00 pm Sit and Sew	23	24 10:00 am to 5:00 pm Peaceful Quilters	25
26	27	28	29 10:00 am to 4:00 pm Sit and Sew	30		

Get 'em Done Due

*New events and classes are added all the time. [Click here to view the most up-to-date calendar.](#)*

# May

Sunday	Monday	Tuesday	Wednesday	Thursday	Friday	Saturday
					1	2
3	4 1:00 pm to 3:00 pm Card Makers Group	5	6 10:00 am to 4:00 pm Sit and Sew	7	8 10:00 am to 5:00 pm Peaceful Quilters	9
10	11	12 9:00 am to 10:00 am Terrific Tuesday	13 10:00 am to 4:00 pm Sit and Sew	14	15 10:00 am to 5:00 pm Peaceful Quilters	16
17	18 1:00 pm to 3:00 pm Card Makers Group	19	20 10:00 am to 4:00 pm Sit and Sew	21	22 10:00 am to 5:00 pm Peaceful Quilters	23
24	25	26	27 10:00 am to 4:00 pm Sit and Sew	28	29 10:00 am to 5:00 pm Peaceful Quilters	30
31						

Get 'em Done Due

March 2026



# Show and Tell

*Jackie has enhanced this beautiful southwest panel with thoughtful borders.*




**Coming Soon:  
Challenge  
Quilt!**



*Paula made a cheerful scrappy Santa table runner using piecing and applique*

*Jillyn is on a roll with the 3<sup>rd</sup> Italian t-shirt quilt.*



March 2026

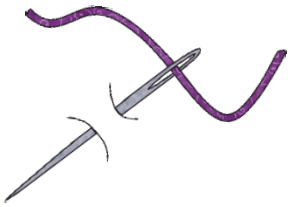
# Show and Tell



continued...



Jillyn has been busy – here she is with the 4<sup>th</sup> Italian t-shirt quilt, showing off her amazing custom quilting.



Twila is making quilts like it is her Superpower!



March 2026



# Show and Tell


continued...



*Sherelle is pretty creative with her spiral table runners, playing with color placement.*



*She is cleaning out her room and finished this large purple quilt.*



*She also found a quick unique pattern to use large pieces.*

March 2026

# Show and Tell

continued...



*Jean brought the festivities to us with her Christmas tree quilt, made using large triangles.*

*Paco's scrappy medallion star quilt is a joyful explosion of color.*



*Diane's creative chicken applique quilt keeps the eyes moving and provides such a fun story!*




March 2026



# Show and Tell

*Elaine S is determined to complete her Get 'em Done project, a mystery quilt from several years ago.*



*Dana has made this charming Sun and Moon quilt for a friend's granddaughter.*



*Her cute modern pink baby quilt shows off a few feature prints for interest.*

March 2026

# Show and Tell

continued...



Anna has caught the quilting bug!  
Her chevron Quilt of Valor is very eye-catching!



Don't let her fool you,  
Anna is very crafty!  
Check out her cool bag.



Her Carpenter Star quilt has such sharp points and her border pulls everything together.



This is the perfect quilt to show off the large print biker fabric!



March 2026



# Show and Tell


continued...



*Sandy S is trying to keep up with Anna, sharing her Quilt of Valor using striped fabric.*



*Becky's brown and turquoise quilt really shines with contrasting colors and piano key borders.*



*She has also been hard at work with her "Someday" quilt that highlights the beautiful green and plum colors used.*

March 2026

# Show and Tell



continued...



Lynda's "Someday" project was to make a quick quilt to use while sitting around at home.

Lynda pulled together this Quilt of Valor with very unique fabrics to make a stunning quilt for a much deserving veteran.



# Southwest Valor Quilters

Members of the Quilts of Valor Foundation  
Covering Grant County, New Mexico

David Rios  
US Army

Quilt made by Lequita Lett



Jason Dunlap  
US Navy

Quilt made by Becky Rea



As of February 2026,  
those comforted nationally:

Last Month – **1,787**

Year to Date – **3,585**

Lifetime Total – **439,566**

As of March 2026,  
those comforted by  
the **Southwest Valor Quilters:**

Last Month – **2**

Year to Date – **5**

Lifetime Total – **460**

## **2026 Quilts of Valor National Block Drive**

### *Echoes Block*

[Click here to download the pattern.](#)

A great block to use  
medium/large prints in the center.

Leave your completed,  
10 ½" x 10 ½" blocks  
at **Aunt Judy's Attic.**

Blocks will be made into quilts for  
the Grant County veterans by the  
Southwest Valor Quilters.

**Cutting from yardage to make 8 Echoes Blocks at a time** – wof = width of fabric

Cut from Print Fabric: 1 strip, measuring 5 ½" x wof,

Cut from **Red** or **Blue** fabric: 4 strips, measuring 3" x wof,

Cut from White fabric: 4 strips, measuring 3" x wof.