

# Aunt Judy's Attic

1950 Hwy 180 East  
Silver City, NM 88061  
575-388-1620

[auntjudysattic@gmail.com](mailto:auntjudysattic@gmail.com)  
[AuntJudysAtticNM.com](http://AuntJudysAtticNM.com)

March 2026

Quilt  
Shop



## Shamrock and Leprechaun Greetings to All

I hope March is turning into a wonderful month for everyone.

Our weather here has been warm and I'm getting the itch to be out in the garden. Whatever life brings to you, try to smile through it.


**Judy**



[Behind Blue Eyes by Studio E Fabrics](#)


## Feature Fabrics

*Click on the photos to view the collection online.*



[Farmhouse Fancy by Poppy Cotton](#)

# March

Sunday	Monday	Tuesday	Wednesday	Thursday	Friday	Saturday
1	2 <b>1:00 pm to 3:00 pm</b> Card Makers	3 <b>10:00 am to 4:00 pm</b> Someday Project	4 <b>10:00 am to 4:00 pm</b> Sit and Sew	5	6 <b>10:00 am to 5:00 pm</b> Peaceful Quilters	7
8	9	10 <b>9:00 am to 10:00 am</b> Terrific Tuesday	11 <b>10:00 am to 4:00 pm</b> Sit and Sew	12	13 <b>10:00 am to 5:00 pm</b> Peaceful Quilters	14
15	16 <b>1:00 pm to 3:00 pm</b> Card Makers	17	18 <b>10:00 am to 4:00 pm</b> Sit and Sew	19	20 <b>10:00 am to 5:00 pm</b> Peaceful Quilters	21
22	23	24	25 <b>10:00 am to 4:00 pm</b> Sit and Sew	26	27 <b>10:00 am to 5:00 pm</b> Peaceful Quilters	28
29	30	31 Get 'em Done Due				


*New events and classes are added all the time. [Click here to view the most up-to-date calendar.](#)*

# April

Sunday	Monday	Tuesday	Wednesday	Thursday	Friday	Saturday
			1 <b>10:00 am to 4:00 pm</b> Sit and Sew	2	3 <b>10:00 am to 5:00 pm</b> Peaceful Quilters	4
5	6 <b>1:00 pm to 3:00 pm</b> Card Makers	7 <b>10:00 am to 4:00 pm</b> Someday Project	8 <b>10:00 am to 4:00 pm</b> Sit and Sew	9	10 <b>10:00 am to 5:00 pm</b> Peaceful Quilters	11
12	13	14 <b>9:00 am to 10:00 am</b> Terrific Tuesday	15 <b>10:00 am to 4:00 pm</b> Sit and Sew	16	17 <b>10:00 am to 5:00 pm</b> Peaceful Quilters	18
19	20 <b>1:00 pm to 3:00 pm</b> Card Makers	21	22 <b>10:00 am to 4:00 pm</b> Sit and Sew	23	24 <b>10:00 am to 5:00 pm</b> Peaceful Quilters	25
26	27	28	29 <b>10:00 am to 4:00 pm</b> Sit and Sew	30	Get 'em Done Due	

# February 2026 Show and Tell

*Sandi made  
this Iris  
Flower Panel  
quilt for Iris  
Society  
Donation.*



**First Annual  
ALL AZ & NM  
Shop Hop  
Ends:  
March 31<sup>st</sup>!**



*Elaine M used flannel for batting  
and hand quilted her blue scrappy  
Get 'em Done project for February.*

# February 2026 Show and Tell

continued...



*Diane was gifted panels so she made them into a donation quilt.*



*She also got to work on a cuddle-backed quilt for her grandson. He is a passionate fisherman!*



February 2026  
*Show and Tell*  
continued...



*Mary Ellen and Corina have been hard at work, making jackets out of old quilts and curtains.*



*Terri's quilt was pieced by her grandma; cutting her jacket was very emotional.*



# February 2026

# Show and Tell

*continued...*



*Vicki made this quilt for her daughter-in-law whose favorite color is red. She quilted it on her domestic machine and only needs binding.*



*Paco participated in a Jelly Roll Race Quilt at the last retreat and made this top.*

February 2026  
*Show and Tell*  
continued...



*Paco found a creative way to use up miss-matched Lone Star blocks.*




*She designed a longarm design for her 3D hexagons table runner.*



February 2026  
*Show and Tell*  
continued...



*Elaine S is working on her Get 'em Done Project; a mystery quilt called The Promise.*




*Sherelle's Shimmer Fall Quilt is so beautiful!*



February 2026  
*Show and Tell*  
continued...



Judith used three Northern Lights Panes to make this gorgeous cuddle-backed quilt.



Terri made this fun foxhound quilt for her great-grandson.



February 2026  
*Show and Tell*  
continued...



*Sylvia is staying busy with small projects. She finished this cute fall table runner.*



*She is ready for spring with her sunflower placemats.*

February 2026  
*Show and Tell*  
continued...



*Sylvia's cuddle-backed Smokey the Bear quilt made for her husband was super cute.*



*Julie couldn't leave a small, 60" x 60" quilt alone, and revamped her September 2025 Challenge quilt to make it a king size.*



February 2026  
*Show and Tell*  
continued...

*Paula has finished up her Santa quilt, ready for Christmas!*




*Jackie was super creative with the pattern she had to work with during the QOV sew days.*

February 2026  
*Show and Tell*  
continued...



*Sharon made her first Jelly Roll Race quilt and added the perfect borders.*



*She also shared her QOV she made during the QOV Sew Days.*



February 2026  
*Show and Tell*  
continued...

*Sharon needed an Apron for when they serve breakfast at the American Legion Hall.*



*She made a camper quilt using the panel and fat quarter bundle. She learned so much in making this quilt.*

# Southwest Valor Quilters

Members of the Quilts of Valor Foundation  
Covering Grant County, New Mexico

Francisco Costales  
US Army  
Quilt made by Vicki Martinez



Michael Bonomo  
US Army  
Quilt made by Becky Rea



## ***What is a Quilt of Valor?***

*A Quilt of Valor® (QOV) is a quality, handmade quilt that is machine- or hand-quilted. To be called a Quilt of Valor, QOV, or Quilts of Valor, it must meet specific size and labeling requirements, be formally awarded (not given as a gift), and be recorded.*

*As of February 2026,  
those comforted nationally:*

*Last Month – **1,787***

*Year to Date – **3,585***

*Lifetime Total – **439,566***

*As of February 2026,  
those comforted by  
the **Southwest Valor Quilters:***

*Last Month – **2***

*Year to Date – **3***

*Lifetime Total – **458***

# Southwest Valor Quilters

Members of the Quilts of Valor Foundation  
Covering Grant County, New Mexico

Our Mission: to cover  
Service Members and Veterans touched by war with  
comforting and healing Quilts of Valor.

[govf.org](http://govf.org)

A Quilt of Valor® is our award to Service Members and Veterans who have been touched by war. It says, “thank you for your service and sacrifice in serving our nation.”

## Get involved!

- ★ Nominate a Service Member or Veteran. To nominate nationally using the online form by [clicking here](#), or fill out a form at Aunt Judy's Attic for a Grant County Nominee.
- ★ Make a Quilt of Valor. The recommended size of a **Quilt of Valor is 60" x 80"**.
- ★ Make a block. See National Block Drive info below.

## 2026 Quilts of Valor National Block Drive

### Echoes Block

[Click here to download the pattern.](#)

A great block to use  
medium/large prints in the center.

Leave your completed,  
10 ½" x 10 ½" blocks  
at **Aunt Judy's Attic**.

Blocks will be made into quilts for  
the Grant County veterans by the  
Southwest Valor Quilters.

**Cutting from yardage to make 8 Echoes Blocks at a time** – wof = width of fabric

Cut from Print Fabric: 1 strip, measuring 5 ½" x wof,

Cut from **Red** or **Blue** fabric: 4 strips, measuring 3" x wof,

Cut from White fabric: 4 strips, measuring 3" x wof.