

# Aunt Judy's Attic

1950 Hwy 180 East  
Silver City, NM 88061  
575-388-1620

[auntjudysattic@gmail.com](mailto:auntjudysattic@gmail.com)  
[AuntJudysAtticNM.com](http://AuntJudysAtticNM.com)

December 2025



## It's December Again!

What a wonderful time of the year.


I want to thank all of you for your friendship and compliment you on your talent.

Being surrounded by friends and loved ones is one of the great things about Christmas.

We will be having some great sales after inventory Dec 29-31 online and in store.

May the special light of Christ shine in your heart always.

**Judy**



[Daisy Dot Batiks by Riley Blake](#)

## Feature Fabrics

*Click on the photos to view the collection online.*



[Penelope & Simple Pleasures](#)  
by Riley Blake

# December

Sunday	Monday	Tuesday	Wednesday	Thursday	Friday	Saturday
	1 1:00 pm to 3:00 pm Card Makers	2 10:00 am to 5:00 pm Some Day Girls	3 10:00 am to 4:00 pm Sit and Sew	4	5 10:00 am to 5:00 pm Peaceful Quilters	6
7	8	9 9:00 am to 10:00 am Terrific Tuesday	10 10:00 am to 4:00 pm Sit and Sew	11	12 10:00 am to 5:00 pm Peaceful Quilters	13
14	15 1:00 pm to 3:00 pm Card Makers	16	17 10:00 am to 4:00 pm Sit and Sew	18	19 10:00 am to 5:00 pm Peaceful Quilters	20
21	22	23	24 10:00 am to 2:00 pm Sit and Sew Closing Early @ 2 pm for Christmas Eve	25 Closed Merry Christmas	26 Closed for Inventory	27
28	29	30	31 10:00 am to 2:00 pm Sit and Sew Closing Early @ 2 pm			
Inventory Reduction Sale!						

*New events and classes are added all the time. [Click here to view the most up-to-date calendar.](#)*

# January

Sunday	Monday	Tuesday	Wednesday	Thursday	Friday	Saturday
				1 Closed Happy 2026!	2 10:00 am to 5:00 pm Peaceful Quilters	3
4	5 1:00 pm to 3:00 pm Card Makers	6 10:00 am to 5:00 pm Some Day Girls	7 10:00 am to 4:00 pm Sit and Sew	8	9 10:00 am to 5:00 pm Peaceful Quilters	10
11	12	13 9:00 am to 10:00 am Terrific Tuesday	14 10:00 am to 4:00 pm Sit and Sew	15	16 10:00 am to 5:00 pm Peaceful Quilters	17
18	19 1:00 pm to 3:00 pm Card Makers	20	21 10:00 am to 4:00 pm Sit and Sew	22	23 10:00 am to 5:00 pm Peaceful Quilters	24
25	26	27	28 10:00 am to 4:00 pm Sit and Sew	29	30 10:00 am to 5:00 pm Peaceful Quilters	31



# November 2025 *Show and Tell*

*Judy lovingly shared the quilt she created for her soon-to-arrive great grandniece, pouring her heart into every stitch.*



**Dirty Santa  
Table Runner  
Exchange:  
December 9<sup>th</sup>**



***Get 'em Done*  
Challenge starting  
January 2026.  
Rules & Form last two  
pages of newsletter.**



*Sandy S made  
this amazing  
Quilt of Valor  
all from  
scraps!*

*Jackie entered  
into a Jelly  
Roll Race at a  
quilt retreat.*





# November 2025 *Show and Tell*

*continued...*



*Vicki shared her amazing Quilt of Valor, the first quilt she has made.*

*She got super creative and designed a nativity wall hanging out of a panel.*



*What began as a humble wall hanging blossomed into a warm quilt for Vicki's granddaughter, a labor of love that embodies the special bond they share.*



November 2025  
*Show and Tell*

*continued...*

*Sharon joined the race, and made her  
first ever Jelly Roll Race.  
First Place Winner in the Newbie  
Category.*



*Julie dazzled us with  
her southwest cowboy  
block of the month quilt.*



# November 2025 *Show and Tell*

*continued...*



*Julie was wearing the beautiful reverse applique sweater she made, and it really showed her creativity and hard work.*



*Terri shared her beautiful challenge quilt, which features needle-turned flower appliqué. It's truly impressive, and I can only imagine the time and effort she put into it.*





# November 2025 *Show and Tell*

*continued...*

*Sherelle has been having so much fun creating spiraled table runners with her 9° ruler! However, she's been making quite a few, and it might be time for a little intervention*



*Judith tired her hand at the 9° wedge spiral table runner.*

*She also made the cutest Fall Animal Table Runner using the panel she purchased from the shop.*





# November 2025 Show and Tell

*continued...*



*It's wonderful to see how Judith is now using cuddle on both the back and the front of her quilt! This beautiful panel quilt truly showcases her creativity and warmth.*



*Terri's Grandmother taught her to sew and Disney cross stitch has been her focus.*





# November 2025 Show and Tell

*continued...*

*Paco quickly put together this quilt for a Silver High Senior Graduate.*



*Sandy C adopted two great-great nephews and made them a I Spy quilt, which also includes a game!*



*Sandy S is working hard on these fun Jelly Roll Race quilts.*






# November 2025 *Show and Tell*

*continued...*

*Sandy S put together a lovely charity quilt in no time, using up some leftover precut squares that just needed a little squaring up. What a great way to make something special!*



*Paula created several beautiful placemats using fabric panels and batik fabric.*



November 2025

# Show and Tell

continued...

*Sandi created this beautiful quilt using shades of pink and brown.*



*She enjoyed taking the spiral table runner class and created a winter-themed quilt.*



# Southwest Valor Quilters

Members of the Quilts of Valor Foundation  
Covering Grant County, New Mexico

*Camille Howes  
US Air Force  
Quilt made by  
Lynda Wysong*




*Martin Howes  
US Air Force  
Quilt made by  
Jackie Gallagher*





*Thomas Carson  
US Army  
Quilt made by Becky Rea*



*Salvador Montes  
US Army  
Quilt made by Sharon McLane*





Gilbert Griego  
US Army  
*Quilt made by Judy Billings*



*As of October 2025,  
those comforted nationally:*

*Last Month – **2,285**  
Year to Date – **25,760**  
Lifetime Total – **427,121***

*As of November 2025,  
those comforted by  
the **Southwest Valor Quilters:***

*Last Month – **5**  
Year to Date – **44**  
Lifetime Total – **454***



# Southwest Valor Quilters

Members of the Quilts of Valor Foundation  
Covering Grant County, New Mexico

Our Mission: to cover  
Service Members and Veterans touched by war with  
comforting and healing Quilts of Valor.

[qovf.org](http://qovf.org)

A Quilt of Valor® is our award to Service Members and Veterans who have been touched by war. It says, "thank you for your service and sacrifice in serving our nation."



## Get involved!

- ★ Nominate a Service Member or Veteran.  
To nominate nationally using the online form by [clicking here](#),  
or fill out a form at Aunt Judy's Attic for  
a Grant County Nominee.
- ★ Make a Quilt of Valor. The recommended size of  
**a Quilt of Valor is 60" x 80"**.
- ★ Make a block. See National Block Drive info below.

## A Special Thank You Block!

Directions by Paco Rich  
Ribbon Star Block  
As a special thank  
you for participating in  
the block drive, the  
**Southwest Valor  
Quilters** would like to  
offer you a free block  
pattern.

[Click here to download.](#)



For the directions for the 2025 National Block Drive pattern  
visit [QOVF.org](http://QOVF.org).



## 2026 Aunt Judy's Attic Challenge

### Get 'em Done Challenge

This is an **5-month** challenge to help you get some of those projects completed you have begun or even thought of. You know the ones that are in boxes, totes or ziplock bags on your shelves or in other totes. You were in love with the fabric and eager to complete that project, but life got in the way. Now sometimes in your dreams they call to you, "please FINISH me!"

How do you participate? It's easy!!!

- **Complete a registration form. Due on or before January 13, 2026**
- **List the steps that you need to take to complete this project.** Or *If you have more than one of these projects list the steps for each you want to work on.*

NOTE: Projects could be in any stage of completion, even just an idea in your brain.

*Those of you who are high achievers may want to finish one entire project every month. But those of us that are not so inclined or don't have the time can proceed at a slower pace. Set realistic goals for completion each month. I want to make this fair and fun for everyone. The intent is to liberate those poor fabrics from their lonely existence.*

- **List the steps that you will complete that month. NO, you can't send it out to get long-arm quilted and claim that as the step you have completed that month!** *However, you can bind it and claim that as your step.*
- **Take a picture of your registration form and email it to [AuntJudysAttic@gmail.com](mailto:AuntJudysAttic@gmail.com) (subject: "Get 'em Done") or bring a copy into the store.** *Posting it will keep you motivated! Don't forget to keep a copy of this form for yourself so that you remember what you need to work on each month and you can check it off when completed.*
- **You will have 1 month to complete each set of steps that you have listed.** *You can complete the steps for each month in any order that suits you. When you reach your goal(s), send a picture to [auntjudysattic@gmail.com](mailto:auntjudysattic@gmail.com). Please bring the finished item to Show and Tell at Terrific Tuesday each month so everyone can see your fantastic progress.*
- **Names of those who have completed their Challenge for the month and have sent or posted a picture before each monthly deadline will be put into a drawing for a Small Monthly Prize.**

ON YOUR MARK - GET SET - SEW...



**2026 Aunt Judy's Attic**  
**Get 'em Done Registration Form**

Fill out, take a picture of your form and email it to  
AuntJudysAttic@gmail.com (subject **Get 'em Done**) or bring a copy into the store

Name:			
<i>Month</i>	<i>Item Name</i>	<i>Steps to Complete This Month</i>	<i>Completed</i>
Jan 1 <sup>st</sup> – Jan 31 <sup>st</sup>			
Feb 1 <sup>st</sup> – Feb 28 <sup>th</sup>			
Mar 1 <sup>st</sup> – Mar 31 <sup>st</sup>			
Apr 1 <sup>st</sup> – Apr 30 <sup>th</sup>			
May 1 <sup>st</sup> – May 31 <sup>st</sup>			