

Aunt Judy's Attic

1950 Hwy 180 East
Silver City, NM 88061
575-388-1620

auntjudysattic@gmail.com
AuntJudysAtticNM.com

December 2024



*Merry Christmas
to All!*

It has been another great year here at Aunt Judy's Attic.

So many wonderful quilts made and shown off by so many talented people.

We will be closing on Dec 24th at noon and will reopen on Dec 30th. **Inventory Blowout Sale** on select items will run from Dec 30th through Jan 10th – [in store and online!](#)

My Christmas wish is for all of you to have a peaceful, happy, and blessed Holiday Season.

Merry Christmas and a Happy New Year.


Love,
Judy



[Calico Cowgirls by Poppy Cotton](#)

Feature Fabrics

Click on the photos to view the collection online.



[Flowers to the Sun](#)
[P & B Textiles](#)

December

Sunday	Monday	Tuesday	Wednesday	Thursday	Friday	Saturday
1	2 1:00 pm to 3:00 pm Card Makers	3	4 10:00 am to 4:00 pm Sit and Sew	5	6 10:00 am to 5:00 pm Peaceful Quilters	7
8	9	10 9:00 am to 10:00 am Terrific Tuesday	11 10:00 am to 4:00 pm Sit and Sew	12	13 10:00 am to 5:00 pm Peaceful Quilters	14
15	16 1:00 pm to 3:00 pm Card Makers	17	18 10:00 am to 4:00 pm Sit and Sew	19	20 10:00 am to 5:00 pm Peaceful Quilters	21
22	23	24 Closed Christmas Eve	25 Closed Christmas Day	26 Closed for Inventory	27 Closed for Inventory	28
29	30	31 Closing at 2:00 pm New Year's Eve				
Inventory Blowout Sale!						

New events and classes are added all the time. [Click here to view the most up-to-date calendar.](#)

January

Sunday	Monday	Tuesday	Wednesday	Thursday	Friday	Saturday
			1 Closed New Year's Day	2	3 10:00 am to 5:00 pm Peaceful Quilters	4
			Inventory Blowout Sale!			
5	6 1:00 pm to 3:00 pm Card Makers	7	8 10:00 am to 4:00 pm Sit and Sew	9	10 10:00 am to 5:00 pm Peaceful Quilters	11
	Inventory Blowout Sale!					
12	13	14 9:00 am to 10:00 am Terrific Tuesday	15 10:00 am to 4:00 pm Sit and Sew	16	17 10:00 am to 5:00 pm Peaceful Quilters	18
19	20 1:00 pm to 3:00 pm Card Makers	21	22 10:00 am to 4:00 pm Sit and Sew	23	24 10:00 am to 5:00 pm Peaceful Quilters	25
26	27	28	29 10:00 am to 4:00 pm Sit and Sew	30	31 10:00 am to 5:00 pm Peaceful Quilters	

November 2024
Show and Tell

*Jackie
shopped her
stash and
made this
beautiful fall
color quilt.*



**Dirty Santa
Table Runner
Exchange:
December 10th**



Get 'em Done
**Challenge starting
January 2025.**
**Rules & Forms last two
pages of newsletter.**



*Daun with
her adorable
Max and
Duke quilt.*

*She also
enjoyed the
Ice Dye
Mandala
class.*



November 2024
Show and Tell

continued...



*Marnie shared her amazing
Quilt of Valor.*

*She was super creative with
her Ice Dye T-shirt.*




*Terry did an
amazing job
with her
Mickey
Mouse
Quilt,
quilted on
her own
domestic
machine.*



November 2024
Show and Tell

continued...

*Becky wowed us with her
Carpenter Star Quilt. It was
beautiful on front and back!*



*Jillyn's amazing T-shirt
quilt is backed with a
super soft cuddle.*

November 2024
Show and Tell

continued...



Twila came prepared for the Ice Dye class with her T-shirt, hat and socks!




Elaine had an icy blast during the Ice Dye Class. She dyed small and large pieces of fabric as well as her shirt!

November 2024
Show and Tell

continued...

Corina made a cute jacket out of a sweat shirt and fabric scraps.



Sandy has found another creative way to use up her scraps with this easy 4-patch rainbow quilt.

November 2024
Show and Tell

continued...



*Kathy shared her fabulous purple
applied table toper.*



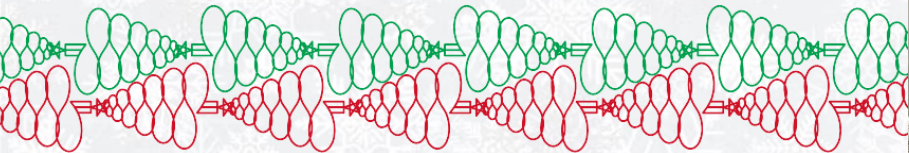
*Sue had so much fun during
the Ice Dye Class. She dyed
a Rainbow Mandala (108" x 108)
and a pillow case.*



November 2024
Show and Tell

continued...

Dana searched through her stash and put together the perfect jelly roll quilt for donation.



While at a quilt retreat in October, she pieced together this gorgeous floral top using a print called Camellia.



Diane made an adorable rail fence baby quilt and quilted it on her domestic machine.

November 2024
Show and Tell

continued...

*Sandy shared her recent
Quilt of Valor, a Scrappy
Friendship Star pattern
by Paco.*



*She made a second Quilt of Valor
with the friendship star and stripes.*

Southwest Valor Quilters

Members of the Quilts of Valor Foundation
Covering Grant County, New Mexico

*Michael A.
Barragree
US Air Force
Quilt made by
Jackie Gallagher*



*Michael D.
Barragree
US Air Force
Quilt made by
Dana Gleghorn*





*Alfredo Gonzales
US Army
Quilt made by Jude Casco*



*Bruce Tolhurst
US Air Force
Quilt made by Becky Rea*



*David Ogonowski
US Army
Quilt made by Lynda Wysong*



*Jimmy Walley
US Marine Corps
Quilt made by Sandy Shelley*



VALOR



Gary Cooke
US Air Force
Quilt made by Jackie Gallagher



Manuel Sedillos
US Marine Corps
Quilt made by Becky Rea





*Jazzmne Torrez
US Army
Quilt made by Paco Rich*



*Juan Anchondo
US Army
Quilt made by Paco Rich*



As of October 2024,
those comforted nationally:

Last Month – **3,017**

Year to Date – **27,509**

Lifetime Total – **400,903**

As of November 2024,
those comforted by
the **Southwest Valor Quilters:**

Last Month – **10**

Year to Date – **76**

Lifetime Total – **398**

What is a Quilt of Valor?

A Quilt of Valor® (QOV) is a quality, handmade quilt that is machine or hand quilted. To use the term Quilt of Valor, Quilts of Valor or QOV, the quilt must be a specific size, must have a label with required information, it must be awarded (it is not a gift) and it must be recorded.

Quilts of Valor National Sew Day:

January 1st, 2025

Southwest Valor Quilters

Members of the Quilts of Valor Foundation
Covering Grant County, New Mexico


Our Mission: to cover
Service Members and Veterans touched by war with
comforting and healing Quilts of Valor.

qovf.org

A Quilt of Valor® is our award to Service Members and Veterans who have been touched by war. It says, "thank you for your service and sacrifice in serving our nation."

Get involved!

- ★ Nominate a Service Member or Veteran. To nominate nationally using the online form by [clicking here](#), or fill out a form at Aunt Judy's Attic for a Grant County Nominee.
- ★ Make a Quilt of Valor. The recommended size of a **Quilt of Valor is 60" x 80"**.
- ★ Make a block. See [National Block Drive](#) info below.



2024 Quilts of Valor National Block Drive

Special Ohio Star Block

[Click here to download the pattern.](#)

Use **red** and white for the hourglass units, and use **blue** and white for the HST units and **red** for the center square.

Leave your completed 12 ½" x 12 ½" blocks at Aunt Judy's Attic.

Blocks will be made into quilts for the Grant County veterans by the Southwest Valor Quilters.

Cutting from yardage to make 3 Ohio Star Blocks at a time – wof = width of fabric

Cut from **Red fabric**: 1 strip measuring 5 ½" x wof; 1 strip measuring 4 ½" x wof,

Cut from **White fabric**: 1 strip measuring 5 ½" x wof; 1 strips measuring 5" x wof,

Cut from **Blue fabric**: 1 strip measuring 5" x wof.

2025 Aunt Judy's Attic Challenge

Get 'em Done Challenge

This is an **6-month** challenge to help you get some of those projects completed you have begun or even thought of. You know the ones that are in boxes, totes or ziplock bages on your shelves or in other totes. You were in love with the fabric and eager to complete that project, but life got in the way. Now sometimes in your dreams they call to you, "please FINISH me!"

How do you participate? It's easy!!!

- **Complete a registration form. Due on or before Jan 14th, 2025.**
- **List the steps that you need to take to complete this project.** *Or If you have more than one of these projects list the steps for each you want to work on.*

NOTE: Projects could be in any stage of completion, even just an idea in your brain.

Those of you who are high achievers may want to finish one entire project every month. But those of us that are not so inclined or don't have the time can proceed at a slower pace. Set realistic goals for completion each month. I want to make this fair and fun for everyone. The intent is to liberate those poor fabrics from their lonely existence.

- **List the steps that you will complete that month. NO, you can't send it out to get long-arm quilted and claim that as the step you have completed that month!** *However, you can bind it and claim that as your step.*
- **Take a picture of your registration form and email it to AuntJudysAttic@gmail.com (subject: "Get 'em Done") or bring a copy into the store.** *Posting it will keep you motivated! Don't forget to keep a copy of this form for yourself so that you remember what you need to work on each month and you can check it off when completed.*
- **You will have 1 month to complete each set of steps that you have listed.** *You can complete the steps for each month in any order that suits you. When you reach your goal(s), send a picture to auntjudysattic@gmail.com. Please bring the finished item to Show and Tell at Terrific Tuesday each month so everyone can see your fantastic progress.*
- **Names of those who have completed their Challenge for the month and have sent or posted a picture before each monthly deadline will be put into a drawing for a Small Monthly Prize.**

ON YOUR MARK - GET SET - SEW...

2025 Aunt Judy's Attic

Get 'em Done Registration Form

Fill out, take a picture of your form and email it to

AuntJudysAttic@gmail.com (subject Get 'em Done) or bring a copy into the store

Name:			
<i>Month</i>	<i>Item Name</i>	<i>Steps to Complete This Month</i>	<i>Completed</i>
Jan 1 st - Jan 31 st			
Feb 1 st - Feb 28 th			
Mar 1 st - Mar 31 st			
Apr 1 st - Apr 30 th			
May 1 st - May 31 st			
June 1 st - June 30 th			