

Aunt Judy's Attic

1950 Hwy 180 East
Silver City, NM 88061
575-388-1620

auntjudysattic@gmail.com
AuntJudysAtticNM.com

November 2023



Quilt
Shop

November Salutations to All!

The year is fast slipping
by!

I am so blessed to be
associated with so many
fantastic quilting artists.

Watch for great November
sales.

Spend some time in
service to others this month
and be grateful for all you
have.

Love,
Judy



[Autumn Splendor by Northcott](#)

Feature Fabrics

*Click on the photos to view the
collection online.*



[Bountiful Blue by Hoffman](#)

November

Sunday	Monday	Tuesday	Wednesday	Thursday	Friday	Saturday
			1 10:00 am to 5:00 pm Quilt of Valor Kit Making	2 10:00 am to 4:00 pm Sit and Sew	3 10:00 am to 5:00 pm Peaceful Quilters	4
5	6 1:00 pm to 3:00 pm Card Makers Group	7	8 10:00 am to 4:00 pm Sit and Sew	9	10 10:00 am to 5:00 pm Peaceful Quilters	11
12	13 1:00 pm to 3:00 pm Card Makers Group	14 9:00 am to 10:00 am Terrific Tuesday	15 10:00 am to 4:00 pm Sit and Sew	16	17 10:00 am to 5:00 pm Peaceful Quilters	18
19	20 1:00 pm to 3:00 pm Card Makers Group	21	22 10:00 am to 4:00 pm Sit and Sew	23 Closed Thanksgiving Day	24 10:00 am to 5:00 pm Peaceful Quilters	25
26	27 1:00 pm to 3:00 pm Card Makers Group	28	29 10:00 am to 4:00 pm Sit and Sew	30		

New events and classes are added all the time. [Click here to view the most up-to-date calendar.](#)

December

Sunday	Monday	Tuesday	Wednesday	Thursday	Friday	Saturday
					1 10:00 am to 5:00 pm Peaceful Quilters	2
3	4 1:00 pm to 3:00 pm Card Makers Group	5	6 10:00 am to 4:00 pm Sit and Sew	7	8 10:00 am to 5:00 pm Peaceful Quilters	9
10	11 1:00 pm to 3:00 pm Card Makers Group	12 9:00 am to 10:00 am Terrific Tuesday	13 10:00 am to 4:00 pm Sit and Sew	14	15 10:00 am to 5:00 pm Peaceful Quilters	16
17	18 1:00 pm to 3:00 pm Card Makers Group	19	20 10:00 am to 4:00 pm Sit and Sew	21	22 10:00 am to 5:00 pm Peaceful Quilters	23
24	25 Closed Christmas Day	26 Closed Christmas Holiday	27 Closed Christmas Holiday	28	29 10:00 am to 5:00 pm Peaceful Quilters	30
31				Inventory Reduction Sale		

October 2023 *Show and Tell*

*Kristi made a
cute quilt out of
a Children at
Play panel.*



**Dirty Santa
Table Runner
Exchange:
December 12th
2023**



*Sandy S.
finished a
string block
quilt with
stars.*

*She also
showed the
baked potato
bags she
made for her
brother-in-
law.*



October 2023 *Show and Tell*

continued...



Lori was practicing her applique skills after taking an applique class.



She has been practicing custom quilting on her domestic machine.



Jillyn has completed her "I Have Fabric for That" Challenge Quilt.

October 2023

Show and Tell

continued...



Bonnie made another Quilt of Valor for a local veteran.



She brought in her amazing Paint Chip Challenge Quilt.



Kathy shared with us a Long Cabin quilt she made in a past challenge. The windows, flowers, lace curtains, tree are all made with log cabins.



October 2023 *Show and Tell*

continued...



Kathy use a red and white heart block from another project to make a pretty wall hanging.



Jackie had fun in the two-fabric bargello class when making her bright quilt.




She also made spectacular 10-minute block Quilt of Valor for a local veteran.

October 2023 *Show and Tell*

continued...

Mary Jane's sashed hexagon wall hanging is amazing. She shared a fun story of her grandmother.



MaryEllen showed off the quilt their group made for their church raffle.

Southwest Valor Quilters

*Members of the Quilts of Valor Foundation
Covering Grant County, New Mexico*



*Raul Delgado
US Army
Quilt made by Sandy Shelley*

*Ruben Portillo
US Army
Quilt by Becky Rea*




Southwest Valor Quilters

Members of the Quilts of Valor Foundation
Covering Grant County, New Mexico



Ramon Sias
US Army
Quilt made by Jude Casco



Quilts of Valor National Block Drive Split Back Star Block


[Click here to download the pattern.](#)

Use white fabric for the stars, and use *blues* and *reds* that “read as solids”.

Leave your completed 12 ½” x 12 ½” blocks at Aunt Judy’s Attic.

Blocks will be made into quilts for the Grant County veterans by the Southwest Valor Quilters.

Helpful tip:
when sewing the star points, sew a scant seam on the side of the diagonal line that will be cut off.



Cutting from yardage to make 8 Split Back Star Blocks at a time – *wof = width of fabric

Cut from **Red fabric**: 1 strip measuring 5” x wof; 3 strips measuring 4 ½” x wof

Cut from **Blue fabric**: 1 strip measuring 5” x wof; 3 strips measuring 4 ½” x wof.

Cut from **White fabric**: 1 strip measuring 4 ½” x wof; 4 strips measuring 2 ½” x wof