

# Aunt Judy's Attic

1950 Hwy 180 East  
Silver City, NM 88061  
575-388-1620

[auntjudysattic@gmail.com](mailto:auntjudysattic@gmail.com)

[AuntJudysAtticNM.com](http://AuntJudysAtticNM.com)

August 2023



[Autumn Light by  
Wilmington Prints](#)

## Feature Fabrics

*Click on the photos to view the  
collection online.*



[Baby It's Gnomes Outside by  
Wilmington Prints](#)

## WOW!

Can you believe it is August already? I can't!

I am so far behind on all my Christmas gift preparations, lol! But guess what, if you are in that same boat, we have some great new Fall and Christmas fabrics here at the store.

If you want to have your quilts longarmed in time for Christmas, make sure you get them to me before October 1<sup>st</sup>.

We are also going to have our Annual Open House earlier this year, the week of September 11-15. The Paint Chip Quilt Challenge participants will be displaying their quilts during that time.

Have a super month.

*Judy*

# August

Sunday	Monday	Tuesday	Wednesday	Thursday	Friday	Saturday
		1	2	3 10:30 am to 3:30 pm Sit and Sew	4 10:00 am to 5:00 pm Peaceful Quilters	5
6	7 1:00 pm to 3:00 pm Card Makers Group	8 9:00 am to 10:00 am Terrific Tuesday	9	10 10:30 am to 3:30 pm Sit and Sew	11 10:00 am to 5:00 pm Peaceful Quilters	12
13	14 1:00 pm to 3:00 pm Card Makers Group	15	16	17 10:30 am to 3:30 pm Sit and Sew	18 10:00 am to 5:00 pm Peaceful Quilters	19
20	21 1:00 pm to 3:00 pm Card Makers Group	22	23	24 10:30 am to 3:30 pm Sit and Sew	25 10:00 am to 5:00 pm Peaceful Quilters	26
27	28 1:00 pm to 3:00 pm Card Makers Group	29	30	31 10:30 am to 3:30 pm Sit and Sew		

*New events and classes are added all the time. [Click here to view the most up-to-date calendar.](#)*

# September

Sunday	Monday	Tuesday	Wednesday	Thursday	Friday	Saturday
					1 10:00 am to 5:00 pm Peaceful Quilters	2
3	4 1:00 pm to 3:00 pm Card Makers Group	5	6	7 10:30 am to 3:30 pm Sit and Sew	8 10:00 am to 5:00 pm Peaceful Quilters	9
10	11 1:00 pm to 3:00 pm Card Makers Group	12 9:00 am to 10:00 am Terrific Tuesday	13	14 10:30 am to 3:30 pm Sit and Sew	15 10:00 am to 5:00 pm Peaceful Quilters	16
Annual Open House – September 11 <sup>th</sup> through 15 <sup>th</sup> .						
17	18 1:00 pm to 3:00 pm Card Makers Group	19	20	21 10:30 am to 3:30 pm Sit and Sew	22 10:00 am to 5:00 pm Peaceful Quilters	23
24	25 1:00 pm to 3:00 pm Card Makers Group	26	27	28 10:30 am to 3:30 pm Sit and Sew	29 10:00 am to 5:00 pm Peaceful Quilters	30

July 2023  
*Show and Tell*

*Tonie sewed her  
first Easy Y  
Seam with her  
Inner City Quilt.*



**Make Something  
for Yourself  
Challenge:  
August through  
December**



*Paco use the  
leftover scraps  
from Tonie's quilt  
to make a  
charity quilt.*



*She made an  
Inner City  
QOV out of  
her new  
pattern.*



# July 2023 Show and Tell

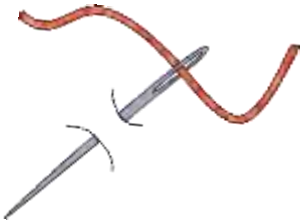
*continued...*



*Because Paco couldn't find any more of the right fabric, she made wall hanging.*



*Paco tried to go outside of her comfort zone and use white for her next Inner City Quilt background fabric.*



*Jeanne custom dyed this 108" x 108" fabric for Paco to quilt on.*



July 2023

# Show and Tell

continued...



*Jeanne of the  
TravelingDyeCo dyed the  
fabrics for her 10-Minute  
Block quilt.*



*Elaine shows of her PhD Jelly Roll  
Race quilt she did needle-turned  
applique on.*



*She models the dyed shirt  
she made during the Dye  
Class.*

July 2023

# Show and Tell

continued...

*Marnie completed her Fishing Themed Cubbies quilt for her daughter from the Mitered Corners Class.*



*Made a Music Note Quilt for her oldest Daughter.*



*She also made a gnome quilt for her niece who made her first trip home from China in 5 years. Quilted with Gnome design.*

July 2023

# Show and Tell

continued...



Jackie modeling her  
Jelly Roll Race  
QOV.



Kristi made a tote bag  
and a matching wallet.



Mary Ellen showing the  
dyed shirt she made  
during the Dye Class.



July 2023  
*Show and Tell*  
continued...

*Daun used large prints for her  
Purple Heart Quilt.*



*Sherelle shows her southwest  
horse quilt.*



*And her snail's tail block quilt.*

July 2023

# Show and Tell

continued...

Anne finished her "I Have the Fabric for That" Challenge quilt using the Diamond Pavers pattern from MSQC.



Lydia brought in her scrap quilt to show.



Sandy C. dyed her Mickey Mouse shirts in the Dye Class

July 2023

# Show and Tell

*continued...*



*Sandy C. was pretty creative in dying her half yard fabrics in the Dye Class.*



*Corina shares her dyed shirts and her dyed yard of fabric. The blue one is her favorite.*

July 2023

# Show and Tell

continued...

*Corina made a  
very striking and modern looking  
10-minute block quilt*

*She also made a  
Jelly Roll Race Quilt.*



*Paula did some amazing  
quilting on this piece.*



July 2023

# Show and Tell

continued...



*Sandy S. discovered the mystery behind the block that always ended up being too small! The fabric was shrinking!*



*Sue made a 10-minute block Quilt of Valor.*



*Dana's 10-minute block quilt turned out so cute!*



July 2023

# Show and Tell

continued...



*Carol made a dyed patriotic shirt during the Dye Class.*



*Marjorie made many adorable coasters with embroidered cats and dogs.*



*Marjorie's blue quilt turned out gorgeous with the blue border fabric.*

July 2023

# Show and Tell

continued...

Bonnie is having a lot of fun making the QOV Split Star Block quilts.

She also finished her Prairie Points table runner from the class



Becky made this Quilt of Valor with the pattern called:

# ***Southwest Valor Quilters***

*Members of the Quilts of Valor Foundation  
Covering Grant County, New Mexico*



*David Yniquez*

*US Army*

*Quilt made by Jackie Gallagher*



*Elmo Gomez  
US Marine Corps  
US Army National Guard  
Quilt by Nancy Tittman*



# **Southwest Valor Quilters**

*Members of the Quilts of Valor Foundation  
Covering Grant County, New Mexico*



*Roger Barris  
US Army*

*Quilt made by Marnie Stewart*



*Vander S. Bevill  
US Army*

*Quilt by Margaret Bushon*



# **Southwest Valor Quilters**

*Members of the Quilts of Valor Foundation  
Covering Grant County, New Mexico*



*Manuel Garcia  
US Marine Corps  
US Army Reserves  
Quilt made by Nancy Tittman*





# **Southwest Valor Quilters**

*Members of the Quilts of Valor Foundation  
Covering Grant County, New Mexico*



*Bruce Cross  
US Army  
Quilt made by Nancy Tittman*



*Gina Michelle Guin  
US Navy  
Quilt by Lequita Lett*




# Southwest Valor Quilters

Members of the Quilts of Valor Foundation  
Covering Grant County, New Mexico

William L. Mize

US Navy

Quilt made by Becky Rea



## Quilts of Valor National Block Drive Split Back Star Block


[Click here to download the pattern.](#)

Use white fabric for the stars, and use *blues* and *reds* that “read as solids”.

Leave your completed 12 ½” x 12 ½” blocks at Aunt Judy’s Attic.

Blocks will be made into quilts for the Grant County veterans by the Southwest Valor Quilters.

**Helpful tip:**  
when sewing the star points, sew a scant seam on the side of the diagonal line that will be cut off.



### Cutting from yardage to make 8 Split Back Star Blocks at a time – \*wof = width of fabric

Cut from **Red fabric**: 1 strip measuring 5” x wof; 3 strips measuring 4 ½” x wof

Cut from **Blue fabric**: 1 strip measuring 5” x wof; 3 strips measuring 4 ½” x wof.

Cut from **White fabric**: 1 strip measuring 4 ½” x wof; 4 strips measuring 2 ½” x wof