

Newsletter Issue 78

# Aunt Judy's Attic

1950 Hwy 180 East  
Silver City, NM 88061  
575-388-1620

[auntjudysattic@gmail.com](mailto:auntjudysattic@gmail.com)

[AuntJudysAtticNM.com](http://AuntJudysAtticNM.com)

July 2023



*Happy "I am Proud to  
Be an American"  
Month!*

July is such a fun month.

Lots of celebrating, cookouts,  
campouts and family reunions.

My wish is for all of you to have a  
safe and fantastically fun month.

New fabric is coming in often here  
at the Attic and we would love to  
see any of you that come in.

*Judy*



Fanciful Flight by Wilmington  
Prints

## Feature Fabrics

*Click on the photos to view the  
collection online.*



Dot Pop by Hoffman

# July

Sunday	Monday	Tuesday	Wednesday	Thursday	Friday	Saturday
						1
2	3 1:00 pm to 3:00 pm Card Makers Group	4 CLOSED to Celebrate Independence Day	5	6 10:30 am to 3:30 pm Sit and Sew	7 10:00 am to 5:00 pm Peaceful Quilters	8
9	10 1:00 pm to 3:00 pm Card Makers Group	11 9:00 am to 10:00 am Terrific Tuesday	12	13 10:30 am to 3:30 pm Sit and Sew	14 10:00 am to 5:00 pm Peaceful Quilters	15
16	17 1:00 pm to 3:00 pm Card Makers Group	18	19	20 10:30 am to 3:30 pm Sit and Sew	21 10:00 am to 5:00 pm Peaceful Quilters	22
23	24 1:00 pm to 3:00 pm Card Makers Group	25	26	27 10:30 am to 3:30 pm Sit and Sew	28 10:00 am to 5:00 pm Peaceful Quilters	29
30	31 1:00 pm to 3:00 pm Card Makers Group					

*[New events and classes are added all the time. Click here to view the most up-to-date calendar.](#)*

# August

Sunday	Monday	Tuesday	Wednesday	Thursday	Friday	Saturday
		1	2	3 10:30 am to 3:30 pm Sit and Sew	4 10:00 am to 5:00 pm Peaceful Quilters	5
6	7 1:00 pm to 3:00 pm Card Makers Group	8 9:00 am to 10:00 am Terrific Tuesday	9	10 10:30 am to 3:30 pm Sit and Sew	11 10:00 am to 5:00 pm Peaceful Quilters	12
13	14 1:00 pm to 3:00 pm Card Makers Group	15	16	17 10:30 am to 3:30 pm Sit and Sew	18 10:00 am to 5:00 pm Peaceful Quilters	19
20	21 1:00 pm to 3:00 pm Card Makers Group	22	23	24 10:30 am to 3:30 pm Sit and Sew	25 10:00 am to 5:00 pm Peaceful Quilters	26
27	28 1:00 pm to 3:00 pm Card Makers Group	29	30	31 10:30 am to 3:30 pm Sit and Sew		



June 2023

# Show and Tell

*Jeanne pieced together this big heart quilt out of big scraps.*

*And she made the little heart out of little scraps.*



**Click here to Like and Follow the AJA Facebook page to see the "I Have the Fabric for That Challenge" photos.**



*She also made this Heart pillow case as a birthday gift.*





June 2023

# Show and Tell

*continued...*



*Often, you can find Becky wandering around Aunt Judy's Attic as she finds the perfect fabrics for her quilts!*



*Mary Jane feels like this is the most boring quilt she has made. But we all disagree.*



*Sandy S. had us play a game with her Family Reunion Quilt. Can you spot the mistake?*





June 2023

# Show and Tell

continued...

*Sue completed her quilt from the Mitered Corners Class she took.*



**Front**



*Sandy C. is still using all her scraps in this Toothless Two-fer Quilt Pattern. She pieced together the back and quilted it herself, too.*



**Back**

*Her twist on the shaving kit bag with long handles was so awesome!*





June 2023

# Show and Tell

*continued...*



*Bonnie finished off another Quilt of Valor top.*



*She had a blast in the Prairie Points Table Runner Class.*



*Bonnie added her special twist to this 3 Yard Quilt she made for her first future Great-Grandchild.*



June 2023

# Show and Tell

continued...



*Tonie made this Rail Fence Quilt for her niece.*



*She shows off her Mitered Corners Quilt she made for her Great-Nephew.*



*Tonie also made this scrappy rail fence variation quilt for her other niece.*



June 2023

# Show and Tell

continued...

*Anne brought in her Deer in the Attic Window quilt. This is her "I have the fabric for that" challenge for June.*



*Julie made a beautiful Lone Star Quilt, custom quilted by Jillyn.*






June 2023

# Show and Tell

continued...



*Lori made her  
beautiful dress!*

*She also sewed together her  
cute little hand bag.  
It is one of Joan Holly's  
Lazy Girl Patterns.*



*She is still playing with all the  
fun features of her machine and  
made this table runner.*



June 2023

# Show and Tell

continued...



*Jackie shows off her green and daisy quilt with a custom embroidered label on the back.*

*Also, Jackie picked up this blue quilt she made, quilted by Judy with Clouds.*






# Southwest Valor Quilters

Members of the Quilts of Valor Foundation  
Covering Grant County, New Mexico

Richard "Dickie" Hilton  
US Navy  
Quilt made by Jude Casco



## Quilts of Valor National Block Drive Split Back Star Block


[Click here to download the pattern.](#)

Use white fabric for the stars, and use *blues* and *reds* that "read as solids".

Leave your completed 12 ½" x 12 ½" blocks at Aunt Judy's Attic.

Blocks will be made into quilts for the Grant County veterans by the Southwest Valor Quilters.

**Helpful tip:**  
when sewing the star points, sew a scant seam on the side of the diagonal line that will be cut off.



### Cutting from yardage to make 8 Split Back Star Blocks at a time – \*wof = width of fabric

Cut from **Red fabric**: 1 strip measuring 5" x wof; 3 strips measuring 4 ½" x wof

Cut from **Blue fabric**: 1 strip measuring 5" x wof; 3 strips measuring 4 ½" x wof.

Cut from **White fabric**: 1 strip measuring 4 ½" x wof; 4 strips measuring 2 ½" x wof