

# Aunt Judy's Attic

1950 Hwy 180 East  
Silver City, NM 88061  
575-388-1620

[auntjudysattic@gmail.com](mailto:auntjudysattic@gmail.com)


[AuntJudysAtticNM.com](http://AuntJudysAtticNM.com)

February 2023



## Feature Fabrics

*Click on the photos to view the  
collection online.*



## *Kindness Month Greetings!*

Hope you all are having a wonderful 2023 so far.


I'm not sure if February is actually Kindness Month but let's make it so!

February in my area of the southwest also signals some Quilt Shows. It will be my privilege to be a vendor at the [Los Colcheras Quilt Show](#) in Las Cruces, NM on Feb 3-4 and [A Gathering of Quilts](#) in T or C, NM on Feb 24-25.

If you are at either of these shows come by my booth and say hi!

**Judy**

# February

Sunday	Monday	Tuesday	Wednesday	Thursday	Friday	Saturday
			1	2 10:00 am to 3:30 pm Sit and Sew	3 9:00 am to 4:00 pm Quilt of Valor Sew Days Los Colcheras Quilt Show	4
5	6 1:00 pm to 3:00 pm Card Makers Group	7	8	9 10:00 am to 3:30 pm Sit and Sew	10 10:00 am to 5:00 pm Peaceful Quilters	11
12	13 1:00 pm to 3:00 pm Card Makers Group	14 9:00 am to 10:00 am Terrific Tuesday	15	16 10:00 am to 3:30 pm Sit and Sew	17 10:00 am to 5:00 pm Peaceful Quilters	18
19	20 10:00 am to 1:00 pm Beginning Quilting 1:00 pm to 3:00 pm Card Makers Group	21 10:00 am to 1:00 pm Beginning Quilting	22 10:00 am to 1:00 pm Beginning Quilting	23 10:00 am to 3:30 pm Sit and Sew	24 10:00 am to 5:00 pm Peaceful Quilters 9:00 am to 4:00 pm T or C Quilt Show	25
26	27 1:00 pm to 3:00 pm Card Makers Group	28 February PhD Due				

*New events and classes are added all the time. [Click here to view the most up-to-date calendar.](#)*

# March

Sunday	Monday	Tuesday	Wednesday	Thursday	Friday	Saturday
			1	2 10:00 am to 3:30 pm Sit and Sew	3 10:00 am to 5:00 pm Peaceful Quilters	4
5	6 1:00 pm to 3:00 pm Card Makers Group	7	8	9 10:00 am to 3:30 pm Sit and Sew	10 10:00 am to 5:00 pm Peaceful Quilters	11
12	13 1:00 pm to 3:00 pm Card Makers Group	14 9:00 am to 10:00 am Terrific Tuesday	15	16 10:00 am to 3:30 pm Sit and Sew	17 10:00 am to 5:00 pm Peaceful Quilters	18
19	20 1:00 pm to 3:00 pm Card Makers Group	21 10:00 am Mitered Corners Class	22	23 10:00 am to 3:30 pm Sit and Sew	24 10:00 am to 5:00 pm Peaceful Quilters	25
26	27 1:00 pm to 3:00 pm Card Makers Group	28	29	30 10:00 am to 3:30 pm Sit and Sew	31 10:00 am to 5:00 pm Peaceful Quilters March PhD Due	





# January 2022 *Show and Tell*



*Daun shows her two charity quilts; a blue/green quilt and the adorable town map for cars quilt.*



**Look out for the new challenges for 2023**

- 1. The Paint Chip Challenge**
- 2. I Have Fabric For That Challenge**
- 3. Make Something For Yourself Challenge**



*Marnie showing huge Under the Sea quilt she made.*

*Julie made quick work with her scrappy Full Circle quilt.*





January 2022  
*Show and Tell*  
continued...



Jackie shows  
off her large  
purple 4  
patch quilt.

Sherelle is  
making  
many snails  
trails blocks  
for her quilt.



Anne completed her  
January PhD project.

Lori made this adorable stuffed  
hippopotamus she  
is keeping for herself.







# January 2022 *Show and Tell* continued...



*Maria and her models help show off their tote bags and placemats.*



*Maria is ready for December's Table Runner Exchange.*





January 2022  
*Show and Tell*  
continued...



*Jude  
displaying  
her two huge  
quilts made  
out of jelly  
rolls.*



*Paco made a  
Floral Friendship  
Four Patch quilt for  
charity.*

*She also shows  
the sample for her  
Mitered Corners  
class in March.*







January 2022

# Show and Tell

continued...



Sue completed her Undercover in Houston XIII mystery quilt.

She brought in the cute pink quilt she made for her granddaughter.



Dana also finished her Undercover in Houston XIII mystery quilt top.

She also made baby quilt and a small Christmas quilt.





# Southwest Valor Quilters

*Members of the Quilts of Valor Foundation  
Covering Grant County, New Mexico*

*Joe Sandoval,  
National Guard,  
US Navy,  
US Army National Guard.  
Quilt made by Nancy Tittman.*



*Joseph Nerling JR,  
US Air Force.  
Quilt made by Sandy Shelley.*





*Manuel "Sonny" Young,  
E4 US Army.  
Quilt by Lynda Wysong.*




*Brett M.  
US Navy Underwater  
Demolition/ Navy SEAL.  
Quilt made by Nancy Tittman.*







*Jeff Wesson  
US Army National Guard.  
Quilt made by Nancy Tittman,  
Quilted by Sandy Shelley.*



## **Quilts of Valor National Block Drive Split Back Star Block**


[Click here to download the pattern.](#)

Use white fabric for the stars, and use **blues** and **reds** that “read as solids”.

Leave your completed 12 ½” x 12 ½” blocks at Aunt Judy’s Attic.

Blocks will be made into quilts for the Grant County veterans by the Southwest Valor Quilters.

**Helpful tip:**  
when sewing the star points, sew a scant seam on the side of the diagonal line that will be cut off.



### **Cutting from yardage to make 8 Split Back Star Blocks at a time – \*wof = width of fabric**

Cut from **Red fabric**: 1 strip measuring 5” x wof; 3 strips measuring 4 ½” x wof

Cut from **Blue fabric**: 1 strip measuring 5” x wof; 3 strips measuring 4 ½” x wof.

Cut from White fabric: 1 strip measuring 4 ½” x wof; 4 strips measuring 2 ½” x wof