



250 – 130 Broadway Blvd  
 Sherwood Park, AB T8H 2A3  
 780-464-9697 877-464-9697

Rent our Accucut Machine by the hour and get all your cutting done quickly!

Cut 6 layers at a time!

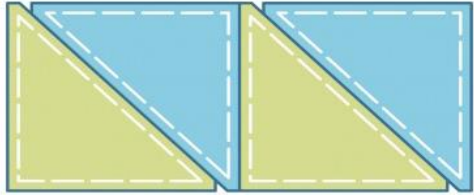


You will be done in no time.

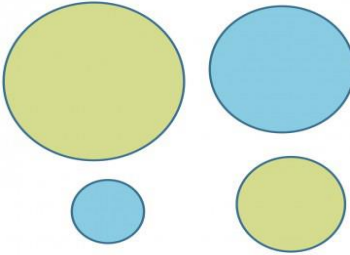




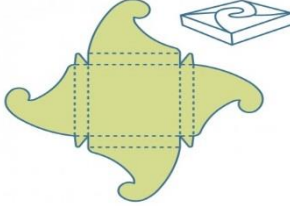
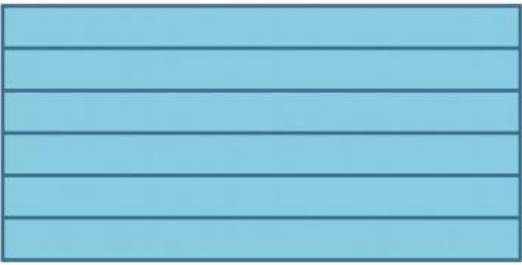
Just \$20.00 per hour.


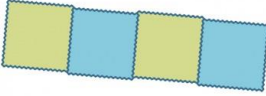



Call the store to make your appointment to use the Accucut.

See below for the available Dies!

Can cut up to 10 layers of cotton or batik fabric. In our measurements we are suggesting that you cut your fabric 1" larger than you are required to in the pattern. This will allow for 1/2" on either side of the cutting blades. This will also ensure that if you are not exact with your layers you don't have an odd shape (i.e. one circle squared on one side). As you become more proficient with the cutter you can adjust your cuts accordingly.

<p>#50033</p> <p>Studio Half Square-6" Finished Triangle (Quilt Block C) Multiples</p> <p>Suggest cutting a 7 1/2" strip of fabric. One strip will give you 12 triangles.</p>	
<p>#50112</p> <p>Studio Feather Multiples</p> <p>The die will cut 8 - 1 7/16" x 2 3/4" Feather shapes. Cut a strip 3 3/4" x WOF piece of fabric.</p>	
<p>#50223</p> <p>Studio Take 5</p> <p>Cut fabric 14" x 14"</p>	

<p><b>#50637</b></p> <p><b>Studio Circle-2", 3", 4", 5"</b></p> <p>Depending on the size of the circle you want, cut your fabric 1" larger (i.e. 2" circle cut a 3" square of fabric).</p>	
<p><b>#50685</b></p> <p><b>Studio Leaf-Maple #1 (Large)</b></p> <p>Die cuts a 4 3/4"W x 4 1/16" H maple leaf shape. Cut your fabric 5 3/4" x 5 1/16".</p>	
<p><b>#50722</b></p> <p><b>Studio Snowflake #4 (Jumbo)</b></p> <p>Cuts an 8 1/16" snowflake. Cut your fabric 9 1/16" square.</p>	
<p><b>#50746</b></p> <p><b>Studio Sun-3"</b></p> <p>Cuts a 3" sun shape. Cut your fabric 4" square.</p>	
<p><b>#50781</b></p> <p><b>Studio Quick Points</b></p> <p>Cuts one shape 6" x 22 1/2" piece which makes a 14 x 1 1/2" prairie points. Cut your fabric 7 x 23 1/2".</p>	
<p><b>#50901</b></p> <p><b>Studio 5" Square Charm Box</b></p> <p>Require 12" x 12" plastic sheets in order to get a 5 1/8"L x 13/16"H square self-closing box.</p>	
<p><b>Studio Super Giant Strip Cutter</b></p> <p>50611 – 2" Cut Fabric 13" x 25"</p> <p>26PS2 – 2" Cut Fabric 13" x 25"</p> <p>26PS15 – 1 1/2" Cut fabric 12" x 25"</p> <p>50065 – 1 1/2" Cut fabric 12" x 25"</p> <p>26PS25 – 2 1/2" Cut fabric 13 1/2" x 25"</p> <p>50050 – 1" Cut fabric 7" x 25".</p>	

<p>#50220</p> <p><b>Studio Tumbler-3 1/2" (3" Finished) Multiples</b></p> <p>Cuts 3 5/8"W x 3 1/2"H tumbler shapes. Cut Fabric 4 5/8" x WOF</p>	
<p>#50214</p> <p><b>Studio Square-5" Pinked (4 1/2" Finished)</b></p> <p>Cut a strip of fabric 6" x WOF</p>	
<p>#50191, 50192 &amp; 50193</p> <p><b>Rose Sampler</b></p> <p>Leaves/Petals cut 10 3/4" squares Small/Medium Flowers 5 3/8" x 9" Rectangles. Large Flowers: 7" x 7" Squares</p>	
<p>#R1027JA</p> <p><b>Rag Quilt Squares</b></p> <p>Cut squares 9" x 9"</p>	
<p>#HG200J</p> <p><b>Hexagon</b></p> <p>Cut 9" x 9" Squares.</p>	
<p>#B10160G</p> <p><b>Batting Squares 6 1/2"</b></p> <p>Cut Batting Squares 13" x 13"</p>	